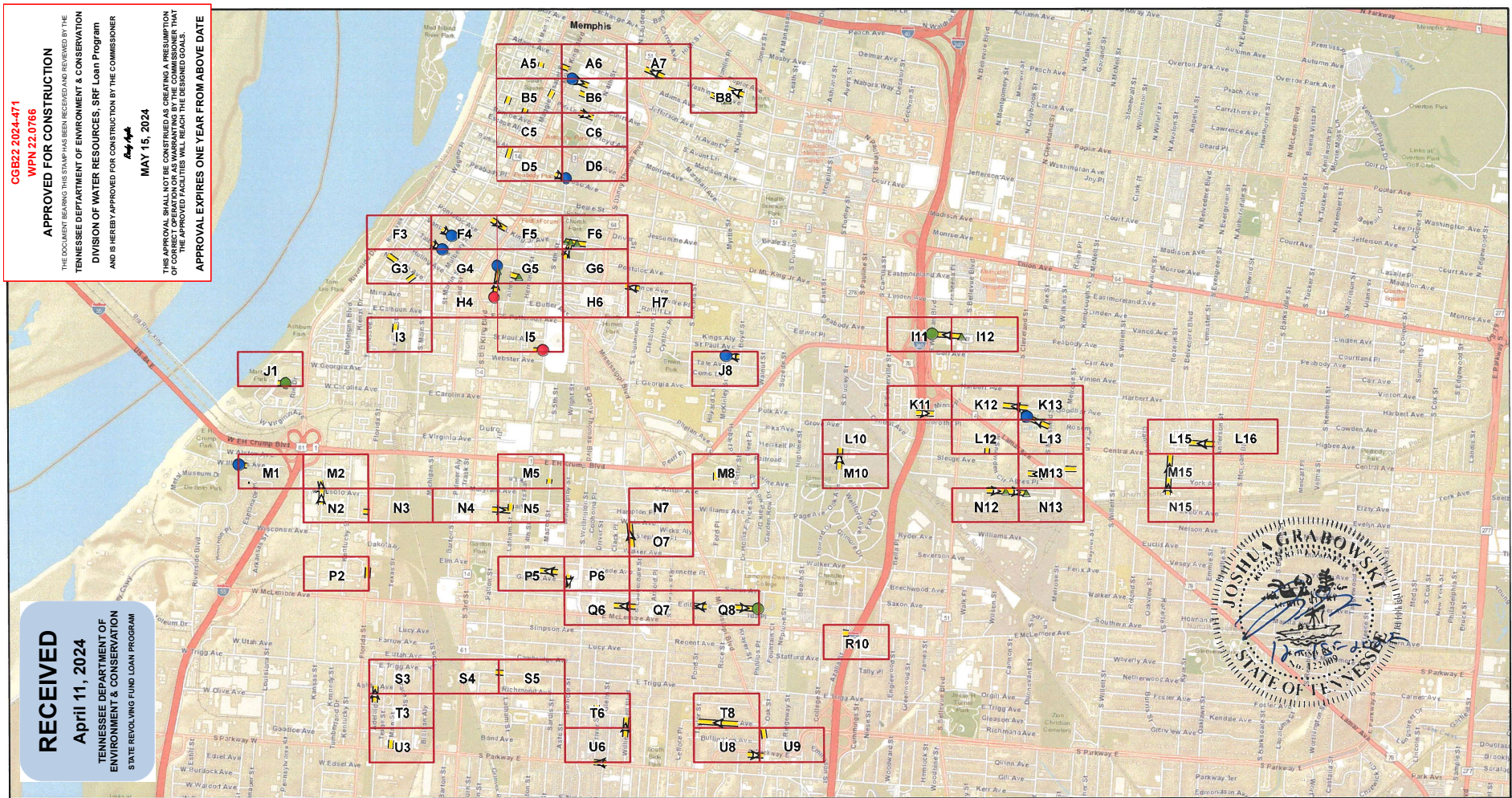


**CGB22 2024-471**  
**WPN 22.0766**  
**APPROVED FOR CONSTRUCTION**  
 THE DOCUMENT BEARING THIS STAMP HAS BEEN RECEIVED AND REVIEWED BY THE  
 TENNESSEE DEPARTMENT OF ENVIRONMENT & CONSERVATION  
 DIVISION OF WATER RESOURCES, SRF Loan Program  
 AND IS HEREBY APPROVED FOR CONSTRUCTION BY THE COMMISSIONER  
**4/11/24**  
**MAY 15, 2024**  
 THIS APPROVAL SHALL NOT BE CONSIDERED AS GUARANTEEING A REPRESENTATION  
 OF CORRECT OPERATION OR AS WARRANTY BY THE COMMISSIONER THAT  
 THE APPROVED FACILITIES WILL REACH THE DESIGNED GOALS.  
**APPROVAL EXPIRES ONE YEAR FROM ABOVE DATE**

**RECEIVED**  
**April 11, 2024**  
 TENNESSEE DEPARTMENT OF  
 ENVIRONMENT & CONSERVATION  
 STATE REVOLVING FUND LOAN PROGRAM



### Manhole Rehab

- Cement Coating (9)
- Repair Bench/Channel (3)
- ▲ Cementitious Coating and Repair Bench/Channel (9)
- Structurally Repair Manhole (2)

### Pipe Rehab

- Gravity Main for Replacement (69)

- Install New Manhole (Rehab By Others)
- Manhole (Rehab By Others)
- Manhole (No Rehab)
- Gravity Main (Rehab By Others)
- Gravity Main (No Rehab)



**BLACK & VEATCH**  
 Building a world of difference.

## SARP10 Rehabilitation Project Group 4 Relay

Overview

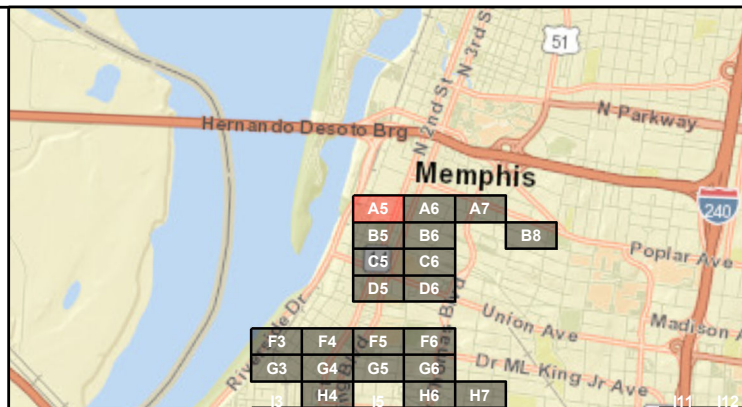
Note: Recorded manhole rim to invert measurements are indicated below the Facility ID. Point Repair locations are approximate. Maps have some overlap with other map pages.





B5

B6



Current Grid: A5

### Manhole Rehab

- Cement Coating (0)
- Repair Bench/Channel (0)
- ▲ Cementitious Coating and Repair Bench/Channel (0)
- Structurally Repair Manhole (0)

### Pipe Rehab

- Gravity Main for Replacement (2)

- Install New Manhole (Rehab By Others)
- ⊙ Manhole (Rehab By Others)
- Manhole (No Rehab)
- Gravity Main (Rehab By Others)
- Gravity Main (No Rehab)



0 25 50 75 100  
Feet  
1 inch = 100 feet



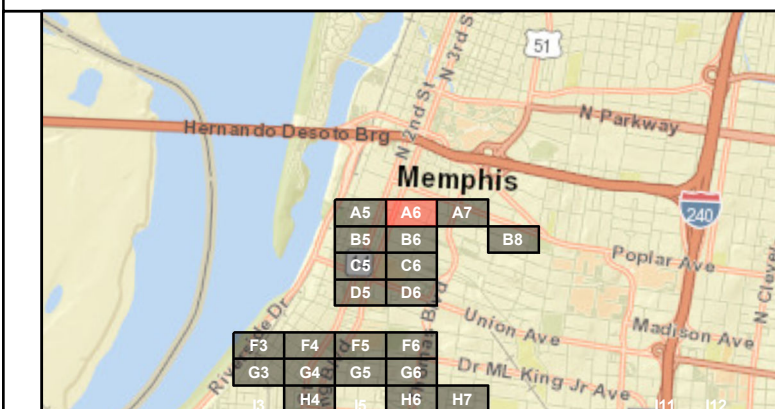
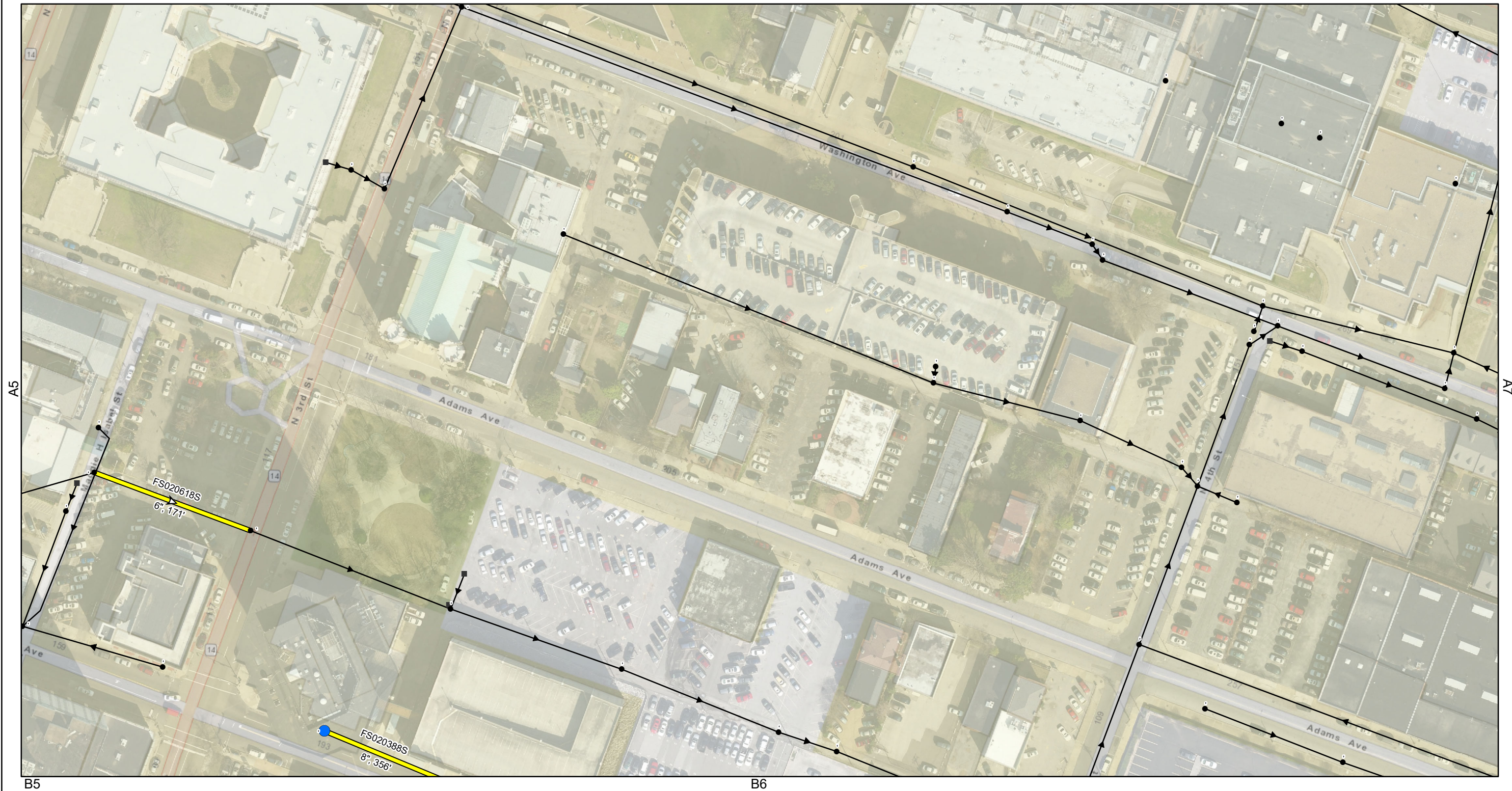
**BLACK & VEATCH**  
Building a world of difference.

## SARP10 Rehabilitation Project Group 4 Relay Grid A5

Page 1 of 68

Note: Recorded manhole rim to invert measurements are indicated below the Facility ID. Point Repair locations are approximate. Maps have some overlap with other map pages.





Current Grid: A6

### Manhole Rehab

- Cement Coating (1)
- Repair Bench/Channel (0)
- ▲ Cementitious Coating and Repair Bench/Channel (0)
- Structurally Repair Manhole (0)

### Pipe Rehab

- Gravity Main for Replacement (2)

- Install New Manhole (Rehab By Others)
- ⊙ Manhole (Rehab By Others)
- Manhole (No Rehab)
- Gravity Main (Rehab By Others)
- Gravity Main (No Rehab)



0 25 50 75 100  
Feet  
1 inch = 100 feet



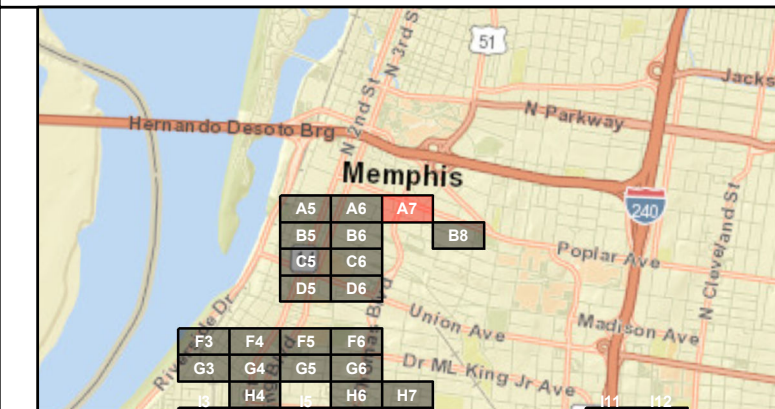
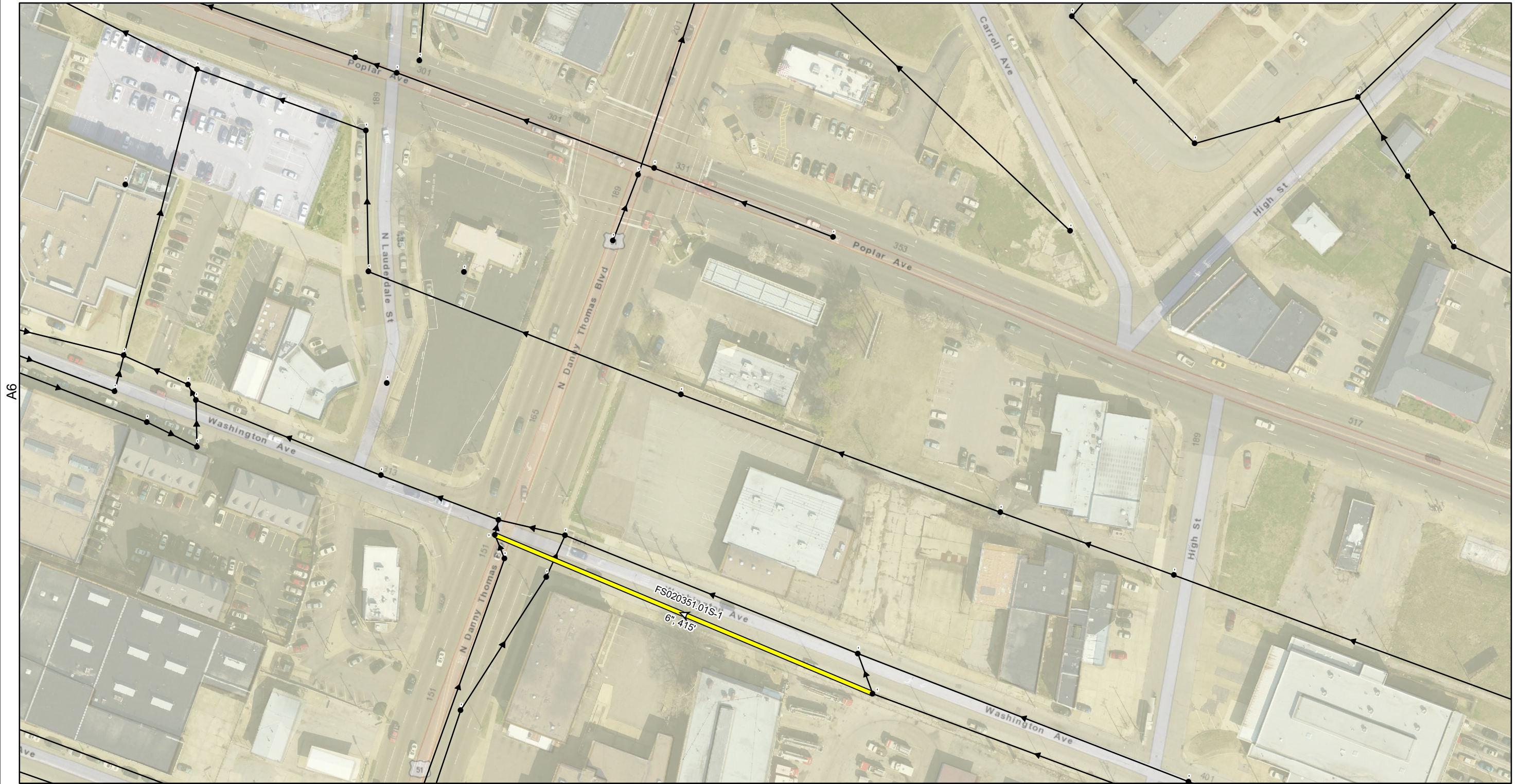
**BLACK & VEATCH**  
Building a world of difference.

## SARP10 Rehabilitation Project Group 4 Relay Grid A6

Page 2 of 68

Note: Recorded manhole rim to invert measurements are indicated below the Facility ID. Point Repair locations are approximate. Maps have some overlap with other map pages.





Current Grid: A7

### Manhole Rehab

- Cement Coating (0)
- Repair Bench/Channel (0)
- ▲ Cementitious Coating and Repair Bench/Channel (0)
- Structurally Repair Manhole (0)

### Pipe Rehab

- Gravity Main for Replacement (1)

- Install New Manhole (Rehab By Others)
- Manhole (Rehab By Others)
- Manhole (No Rehab)
- Gravity Main (Rehab By Others)
- Gravity Main (No Rehab)



0 25 50 75 100  
Feet  
1 inch = 100 feet



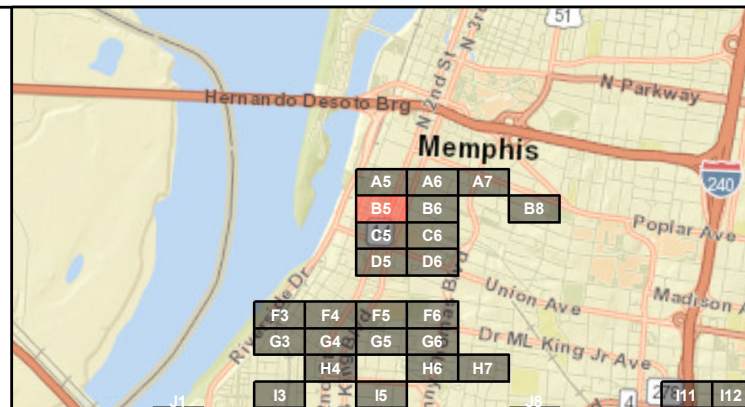
**BLACK & VEATCH**  
Building a world of difference.

## SARP10 Rehabilitation Project Group 4 Relay Grid A7

Page 3 of 68

Note: Recorded manhole rim to invert measurements are indicated below the Facility ID. Point Repair locations are approximate. Maps have some overlap with other map pages.





Current Grid: B5

### Manhole Rehab

- Cement Coating (0)
- Repair Bench/Channel (0)
- ▲ Cementitious Coating and Repair Bench/Channel (0)
- Structurally Repair Manhole (0)

### Pipe Rehab

- Gravity Main for Replacement (3)

- Install New Manhole (Rehab By Others)
- Manhole (Rehab By Others)
- Manhole (No Rehab)
- Gravity Main (Rehab By Others)
- Gravity Main (No Rehab)



0 25 50 75 100  
Feet

1 inch = 100 feet



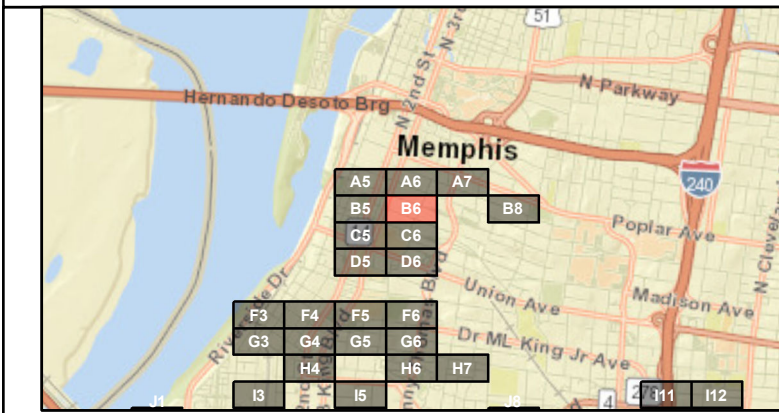
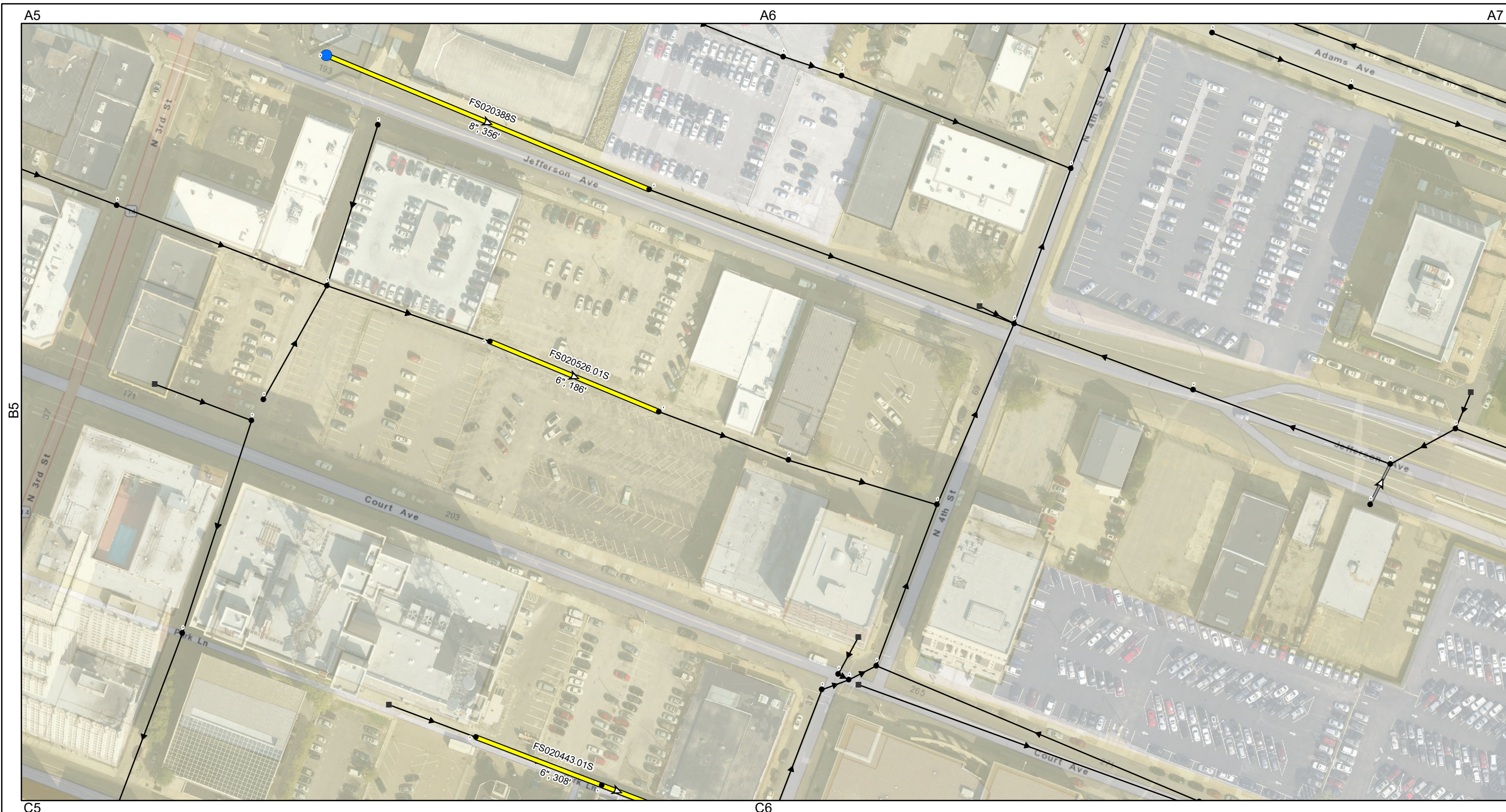
**BLACK & VEATCH**  
Building a world of difference.

## SARP10 Rehabilitation Project Group 4 Relay Grid B5

Page 4 of 68

Note: Recorded manhole rim to invert measurements are indicated below the Facility ID. Point Repair locations are approximate. Maps have some overlap with other map pages.





Current Grid: B6

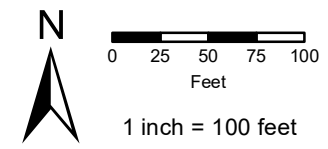
### Manhole Rehab

- Cement Coating (1)
- Repair Bench/Channel (0)
- ▲ Cementitious Coating and Repair Bench/Channel (0)
- Structurally Repair Manhole (0)

### Pipe Rehab

- ➡ Gravity Main for Replacement (3)

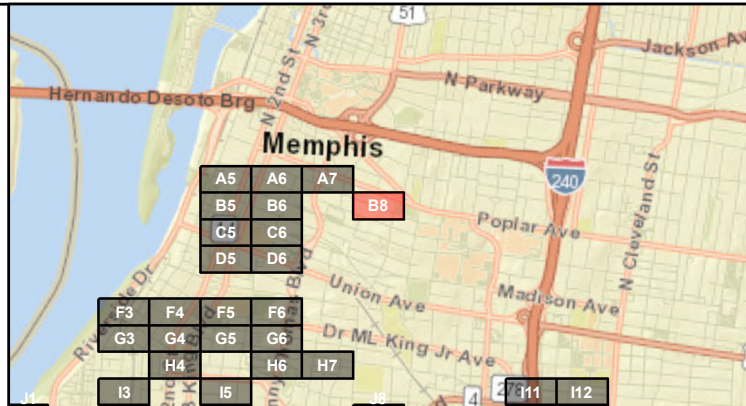
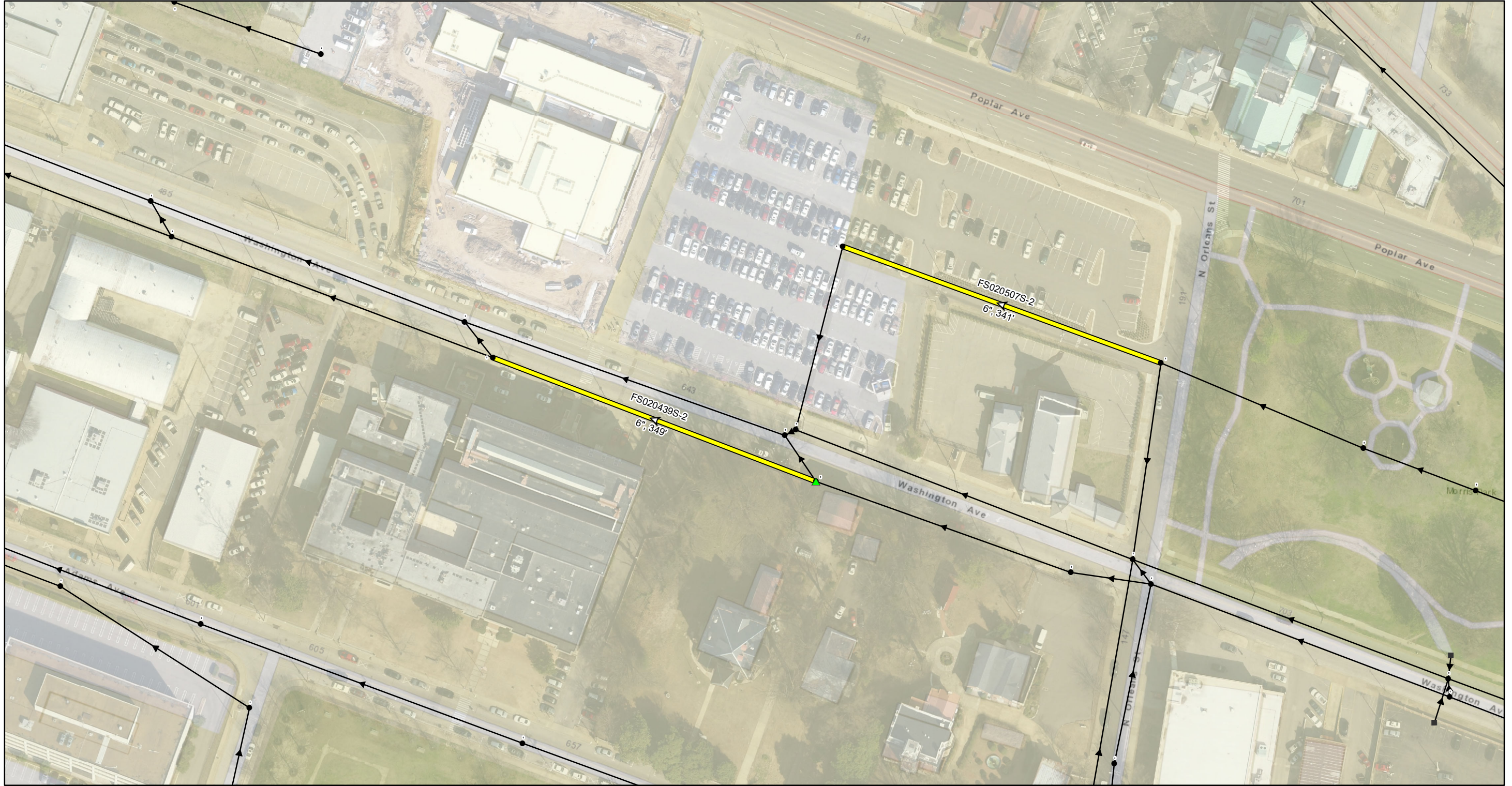
- Install New Manhole (Rehab By Others)
- ⊙ Manhole (Rehab By Others)
- Manhole (No Rehab)
- ➡ Gravity Main (Rehab By Others)
- ➡ Gravity Main (No Rehab)



## SARP10 Rehabilitation Project Group 4 Relay Grid B6

Note: Recorded manhole rim to invert measurements are indicated below the Facility ID. Point Repair locations are approximate. Maps have some overlap with other map pages.





Current Grid: B8

### Manhole Rehab

- Cement Coating (0)
- Repair Bench/Channel (0)
- ▲ Cementitious Coating and Repair Bench/Channel (1)
- Structurally Repair Manhole (0)

### Pipe Rehab

- ➡ Gravity Main for Replacement (2)

- Install New Manhole (Rehab By Others)
- ⊙ Manhole (Rehab By Others)
- Manhole (No Rehab)
- ➡ Gravity Main (Rehab By Others)
- ➡ Gravity Main (No Rehab)



0 25 50 75 100  
Feet  
1 inch = 100 feet



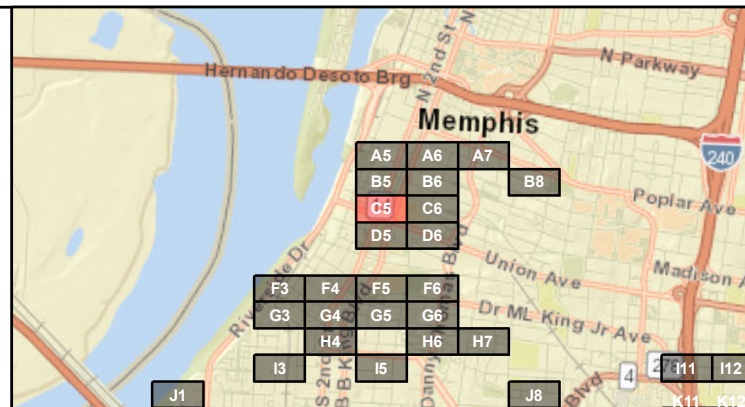
**BLACK & VEATCH**  
Building a world of difference.

## SARP10 Rehabilitation Project Group 4 Relay Grid B8

Page 6 of 68

Note: Recorded manhole rim to invert measurements are indicated below the Facility ID. Point Repair locations are approximate. Maps have some overlap with other map pages.





Current Grid: C5

### Manhole Rehab

- Cement Coating (0)
- Repair Bench/Channel (0)
- ▲ Cementitious Coating and Repair Bench/Channel (0)
- Structurally Repair Manhole (0)

### Pipe Rehab

- Gravity Main for Replacement (2)

- Install New Manhole (Rehab By Others)
- Manhole (Rehab By Others)
- Manhole (No Rehab)
- Gravity Main (Rehab By Others)
- Gravity Main (No Rehab)



0 25 50 75 100  
Feet

1 inch = 100 feet



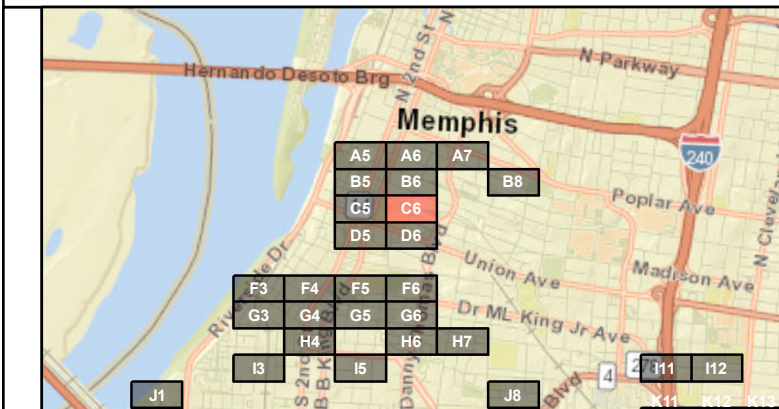
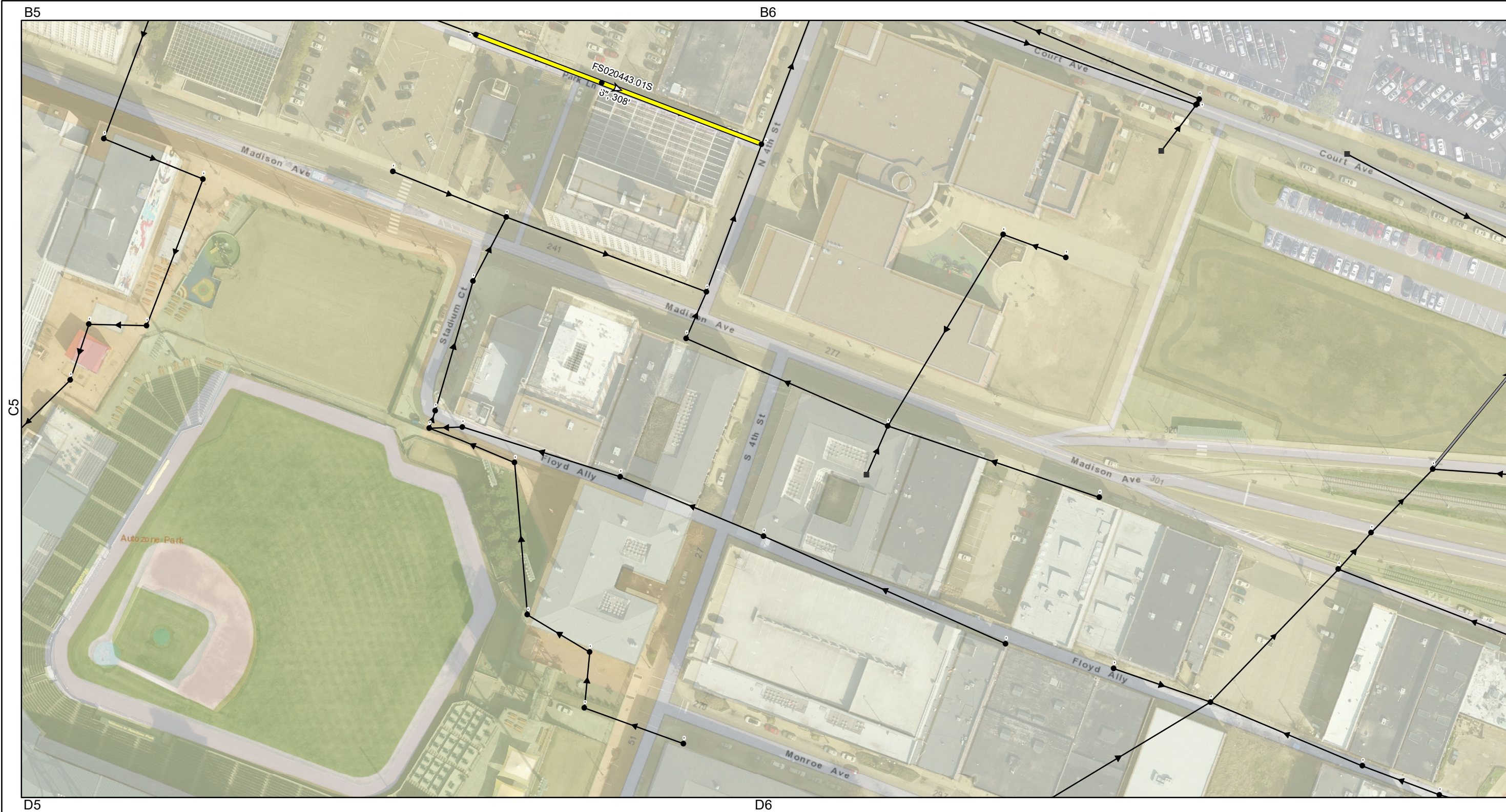
**BLACK & VEATCH**  
Building a world of difference.

## SARP10 Rehabilitation Project Group 4 Relay Grid C5

Page 7 of 68

Note: Recorded manhole rim to invert measurements are indicated below the Facility ID. Point Repair locations are approximate. Maps have some overlap with other map pages.





### Manhole Rehab

- Cement Coating (0)
- Repair Bench/Channel (0)
- ▲ Cementitious Coating and Repair Bench/Channel (0)
- Structurally Repair Manhole (0)

### Pipe Rehab

- Gravity Main for Replacement (1)

- Install New Manhole (Rehab By Others)
- Manhole (Rehab By Others)
- Manhole (No Rehab)
- Gravity Main (Rehab By Others)
- Gravity Main (No Rehab)



0 25 50 75 100  
Feet  
1 inch = 100 feet



**BLACK & VEATCH**  
Building a world of difference.

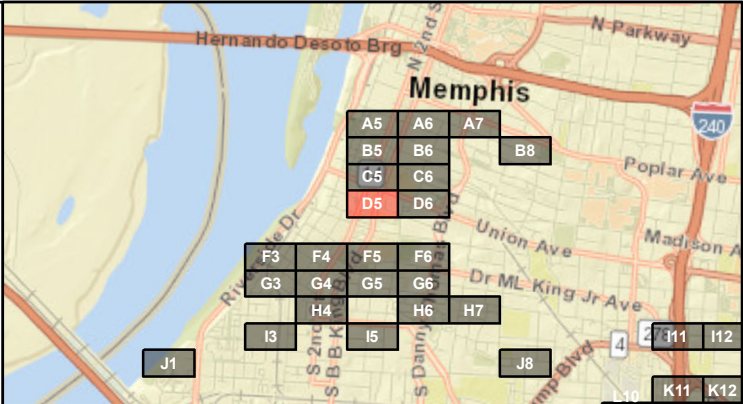
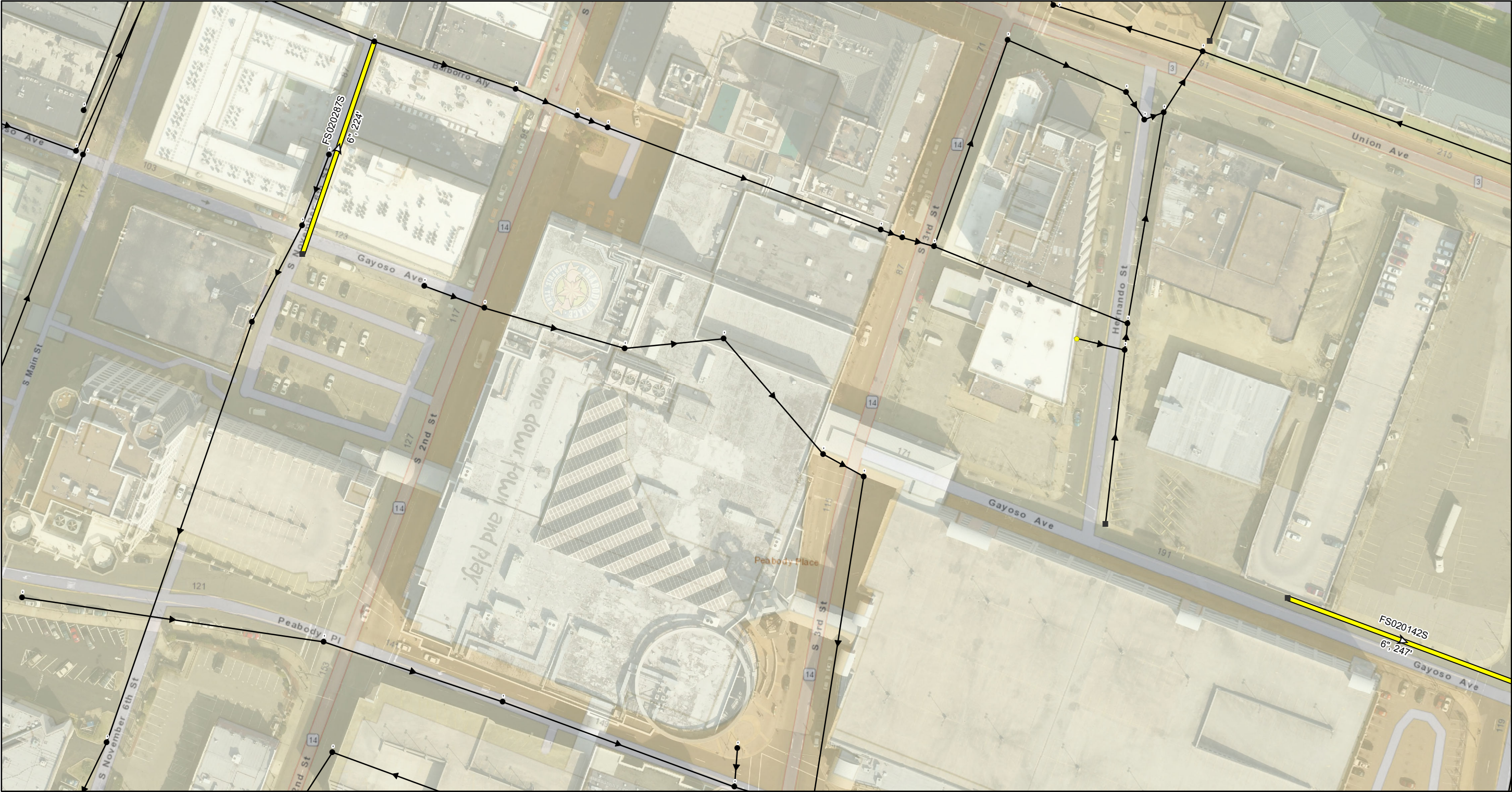
## SARP10 Rehabilitation Project Group 4 Relay Grid C6

Page 8 of 68

Current Grid: C6

Note: Recorded manhole rim to invert measurements are indicated below the Facility ID. Point Repair locations are approximate. Maps have some overlap with other map pages.





Current Grid: D5

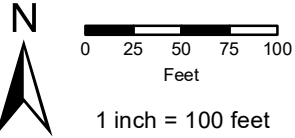
**Manhole Rehab**

- Cement Coating (0)
- Repair Bench/Channel (0)
- ▲ Cementitious Coating and Repair Bench/Channel (0)
- Structurally Repair Manhole (0)

**Pipe Rehab**

- Gravity Main for Replacement (2)

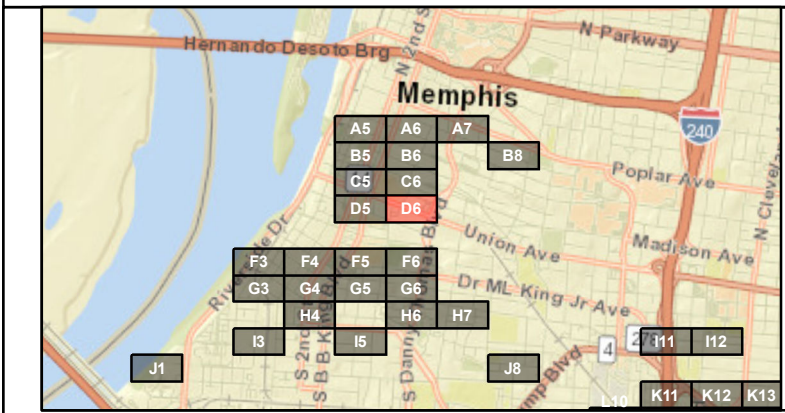
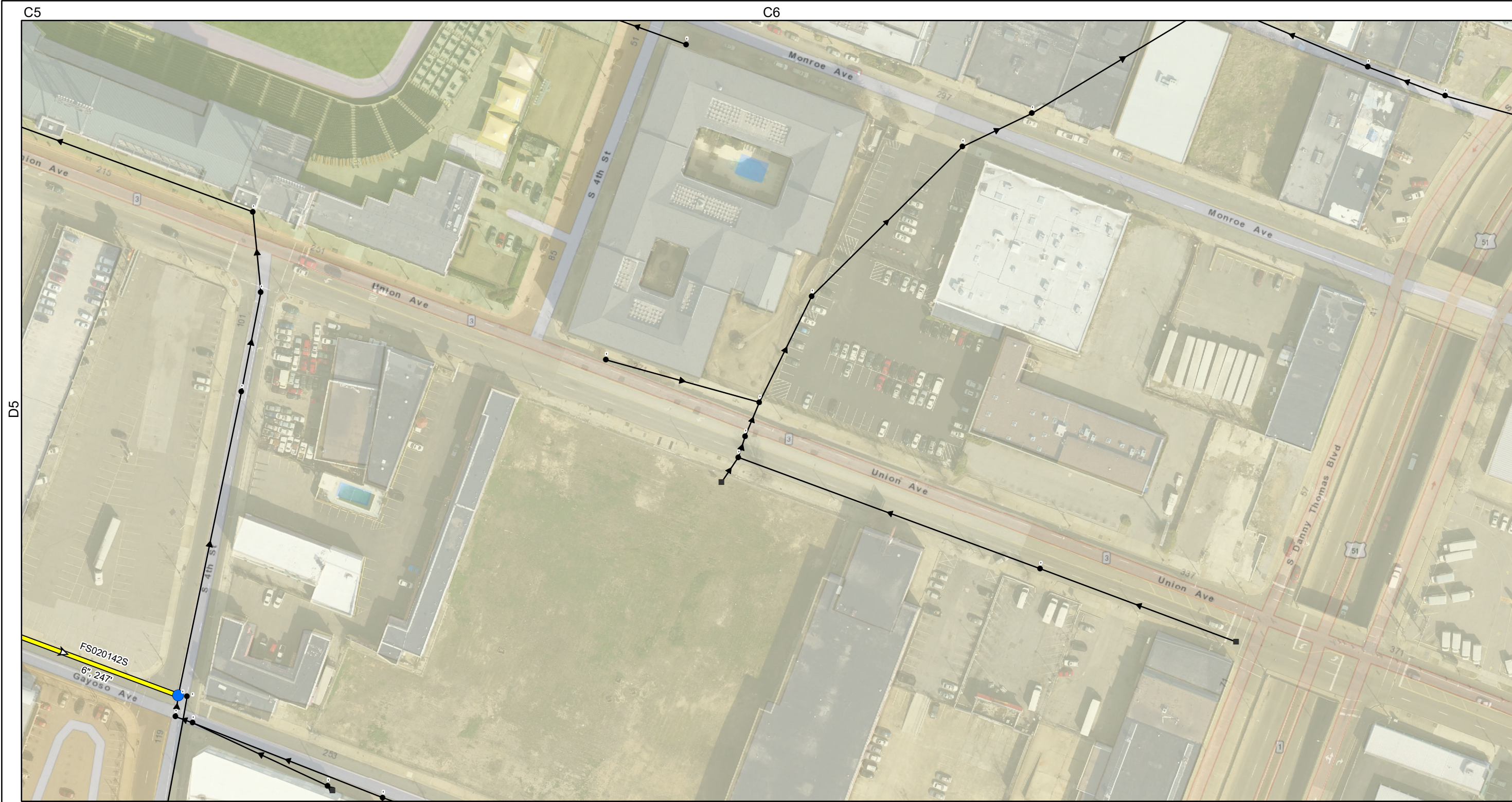
- Install New Manhole (Rehab By Others)
- ⊙ Manhole (Rehab By Others)
- Manhole (No Rehab)
- Gravity Main (Rehab By Others)
- Gravity Main (No Rehab)



**SARP10 Rehabilitation Project**  
**Group 4 Relay**  
**Grid D5**

Note: Recorded manhole rim to invert measurements are indicated below the Facility ID. Point Repair locations are approximate. Maps have some overlap with other map pages.





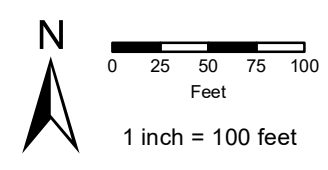
**Manhole Rehab**

- Cement Coating (1)
- Repair Bench/Channel (0)
- ▲ Cementitious Coating and Repair Bench/Channel (0)
- Structurally Repair Manhole (0)

**Pipe Rehab**

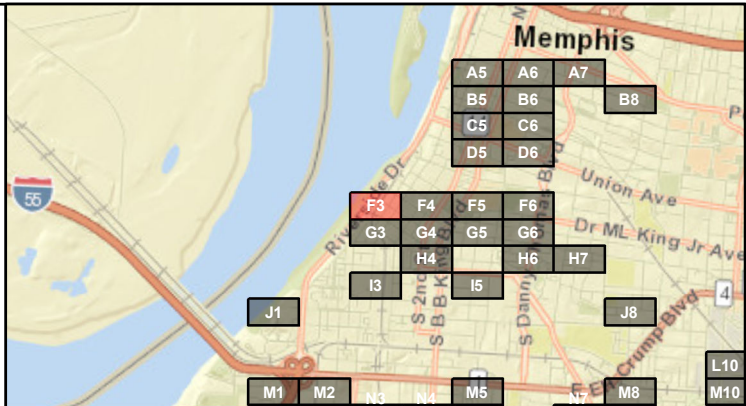
- ➡ Gravity Main for Replacement (1)

- Install New Manhole (Rehab By Others)
- ⊙ Manhole (Rehab By Others)
- Manhole (No Rehab)
- ➡ Gravity Main (Rehab By Others)
- ➡ Gravity Main (No Rehab)



**SARP10 Rehabilitation Project**  
**Group 4 Relay**  
**Grid D6**





Current Grid: F3

### Manhole Rehab

- Cement Coating (0)
- Repair Bench/Channel (0)
- ▲ Cementitious Coating and Repair Bench/Channel (0)
- Structurally Repair Manhole (0)

### Pipe Rehab

- ➡ Gravity Main for Replacement (1)

- Install New Manhole (Rehab By Others)
- Manhole (Rehab By Others)
- Manhole (No Rehab)
- ➡ Gravity Main (Rehab By Others)
- ➡ Gravity Main (No Rehab)



0 25 50 75 100  
Feet  
1 inch = 100 feet



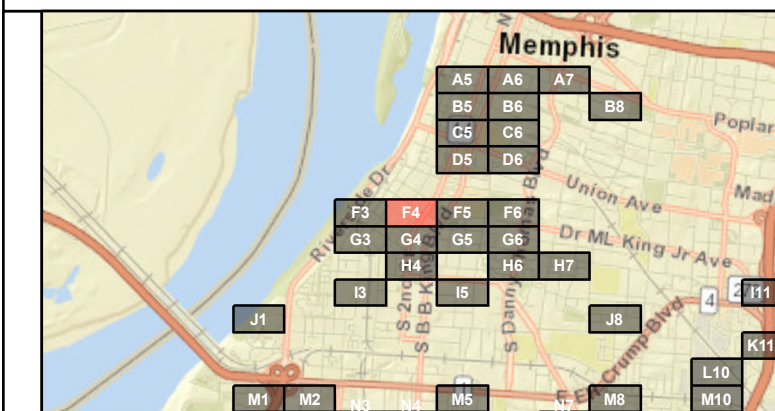
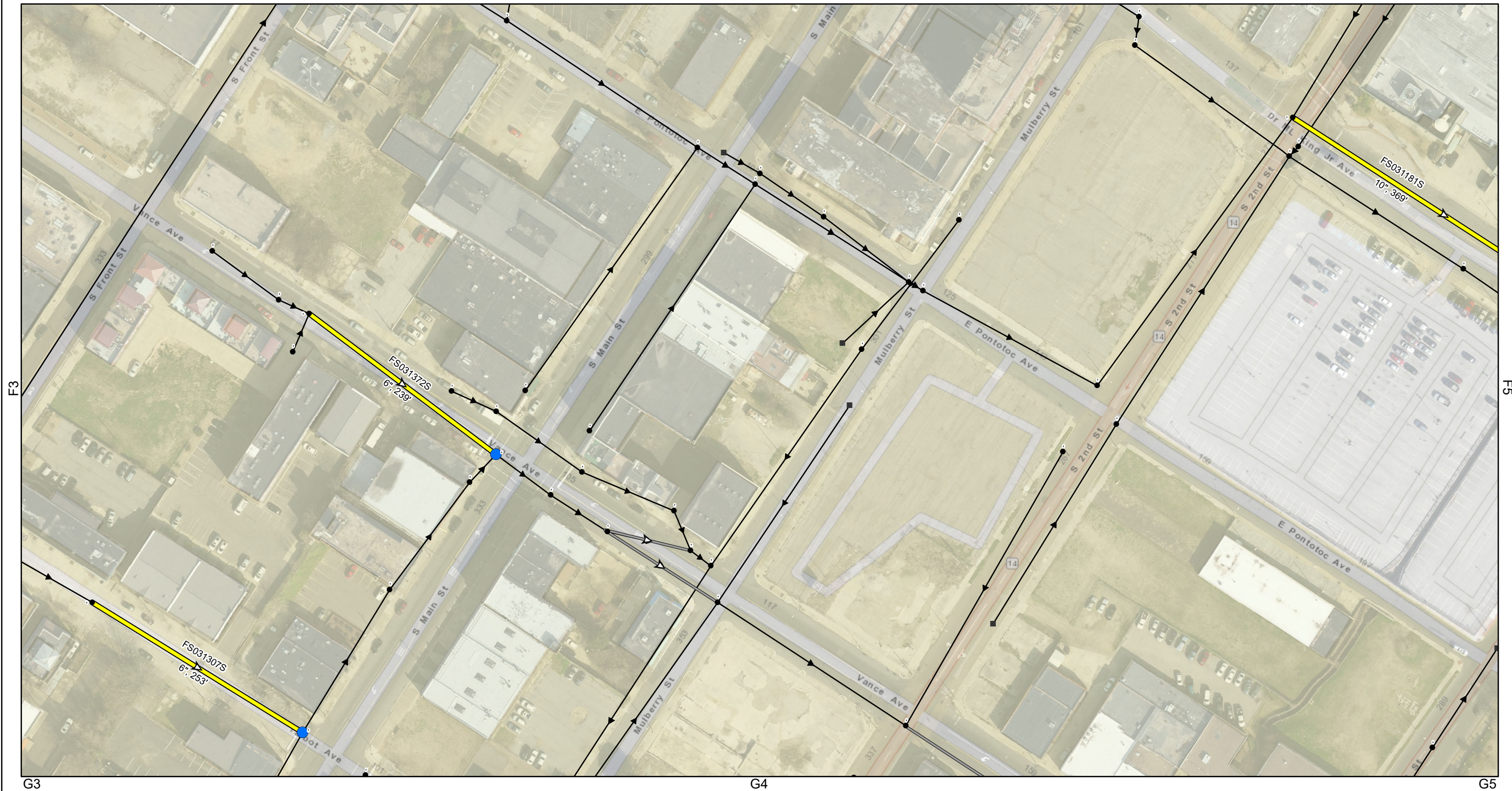
**BLACK & VEATCH**  
Building a world of difference.

## SARP10 Rehabilitation Project Group 4 Relay Grid F3

Page 11 of 68

Note: Recorded manhole rim to invert measurements are indicated below the Facility ID. Point Repair locations are approximate. Maps have some overlap with other map pages.





Current Grid: F4

### Manhole Rehab

- Cement Coating (2)
- Repair Bench/Channel (0)
- ▲ Cementitious Coating and Repair Bench/Channel (0)
- Structurally Repair Manhole (0)

### Pipe Rehab

- Gravity Main for Replacement (3)

- Install New Manhole (Rehab By Others)
- ⊙ Manhole (Rehab By Others)
- Manhole (No Rehab)
- Gravity Main (Rehab By Others)
- Gravity Main (No Rehab)



0 25 50 75 100  
Feet  
1 inch = 100 feet



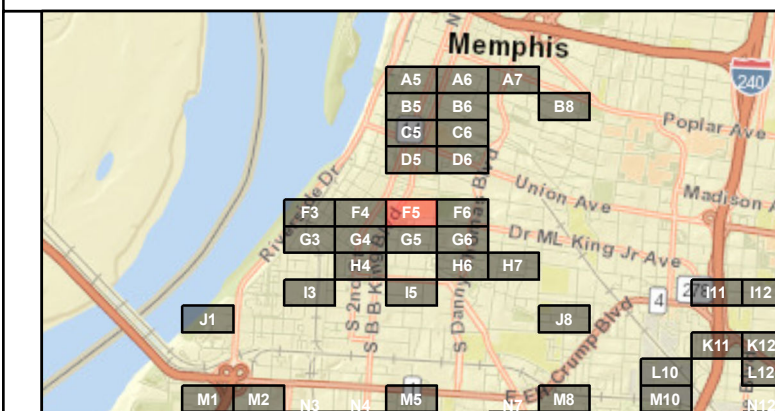
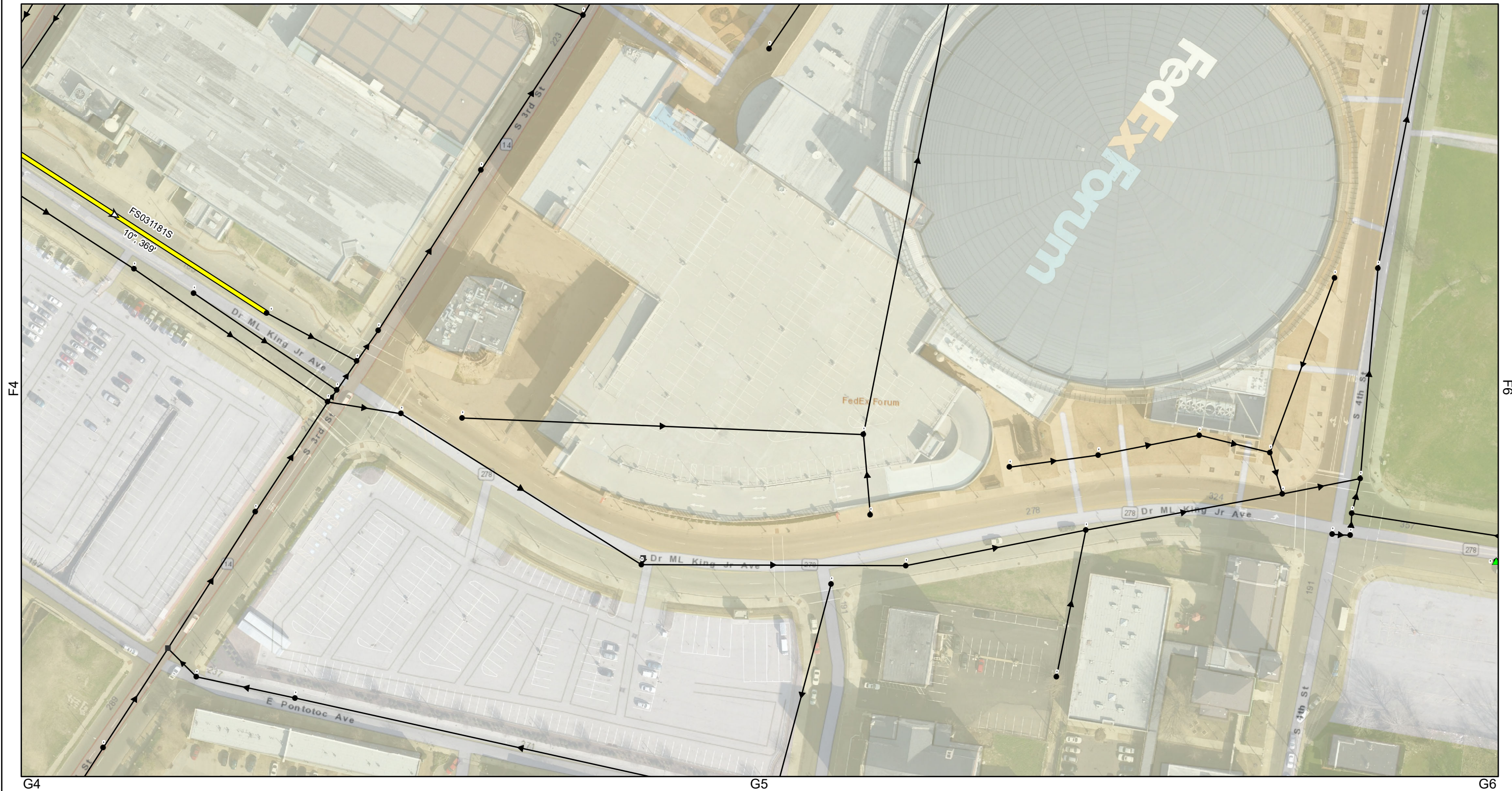
**BLACK & VEATCH**  
Building a world of difference.

## SARP10 Rehabilitation Project Group 4 Relay Grid F4

Page 12 of 68

Note: Recorded manhole rim to invert measurements are indicated below the Facility ID. Point Repair locations are approximate. Maps have some overlap with other map pages.





Current Grid: F5

### Manhole Rehab

- Cement Coating (0)
- Repair Bench/Channel (0)
- ▲ Cementitious Coating and Repair Bench/Channel (1)
- Structurally Repair Manhole (0)

### Pipe Rehab

- Gravity Main for Replacement (2)

- Install New Manhole (Rehab By Others)
- ⊙ Manhole (Rehab By Others)
- Manhole (No Rehab)
- Gravity Main (Rehab By Others)
- Gravity Main (No Rehab)



0 25 50 75 100  
Feet  
1 inch = 100 feet



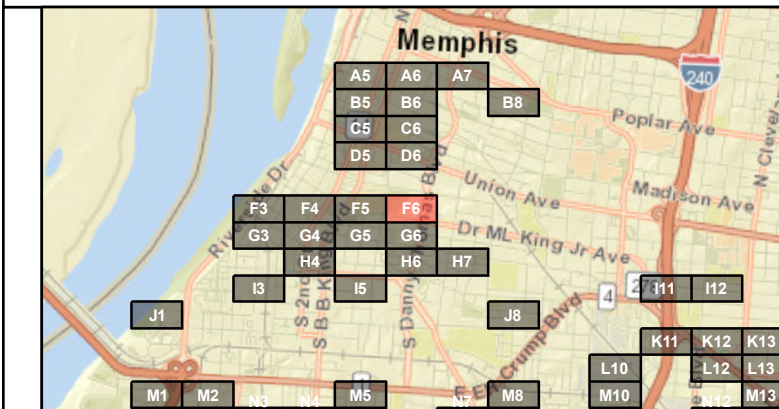
**BLACK & VEATCH**  
Building a world of difference.

## SARP10 Rehabilitation Project Group 4 Relay Grid F5

Page 13 of 68

Note: Recorded manhole rim to invert measurements are indicated below the Facility ID. Point Repair locations are approximate. Maps have some overlap with other map pages.





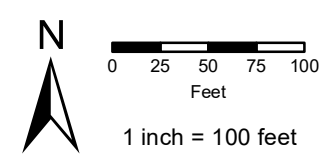
**Manhole Rehab**

- Cement Coating (0)
- Repair Bench/Channel (0)
- ▲ Cementitious Coating and Repair Bench/Channel (3)
- Structurally Repair Manhole (0)

**Pipe Rehab**

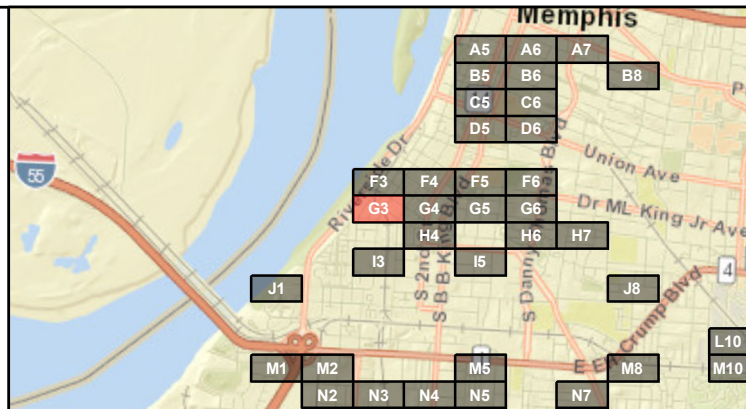
- ▬ Gravity Main for Replacement (4)

- Install New Manhole (Rehab By Others)
- ⊙ Manhole (Rehab By Others)
- Manhole (No Rehab)
- ▬ Gravity Main (Rehab By Others)
- ▬ Gravity Main (No Rehab)



**SARP10 Rehabilitation Project**  
**Group 4 Relay**  
**Grid F6**





Current Grid: G3

### Manhole Rehab

- Cement Coating (0)
- Repair Bench/Channel (0)
- ▲ Cementitious Coating and Repair Bench/Channel (0)
- Structurally Repair Manhole (0)

### Pipe Rehab

- Gravity Main for Replacement (2)

- Install New Manhole (Rehab By Others)
- Manhole (Rehab By Others)
- Manhole (No Rehab)
- Gravity Main (Rehab By Others)
- Gravity Main (No Rehab)



0 25 50 75 100  
Feet  
1 inch = 100 feet



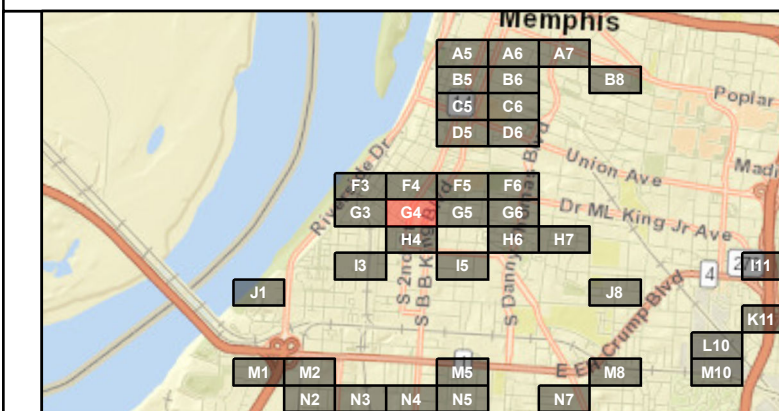
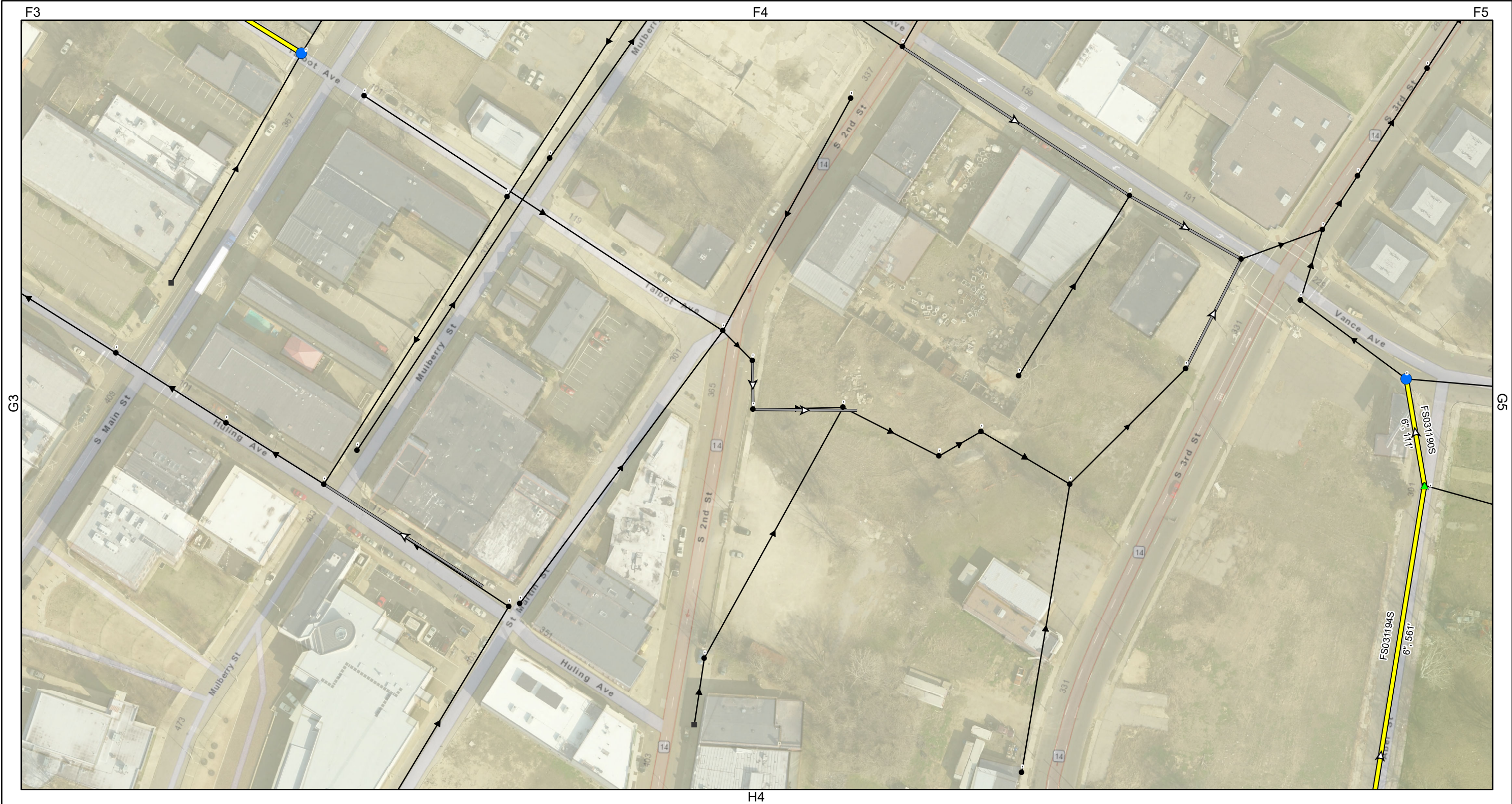
**BLACK & VEATCH**  
Building a world of difference.

## SARP10 Rehabilitation Project Group 4 Relay Grid G3

Page 15 of 68

Note: Recorded manhole rim to invert measurements are indicated below the Facility ID. Point Repair locations are approximate. Maps have some overlap with other map pages.





Current Grid: G4

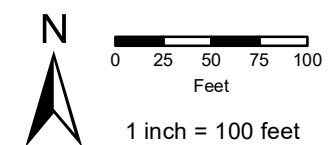
### Manhole Rehab

- Cement Coating (2)
- Repair Bench/Channel (0)
- ▲ Cementitious Coating and Repair Bench/Channel (1)
- Structurally Repair Manhole (0)

### Pipe Rehab

- ➡ Gravity Main for Replacement (3)

- Install New Manhole (Rehab By Others)
- ⊙ Manhole (Rehab By Others)
- Manhole (No Rehab)
- ➡ Gravity Main (Rehab By Others)
- ➡ Gravity Main (No Rehab)

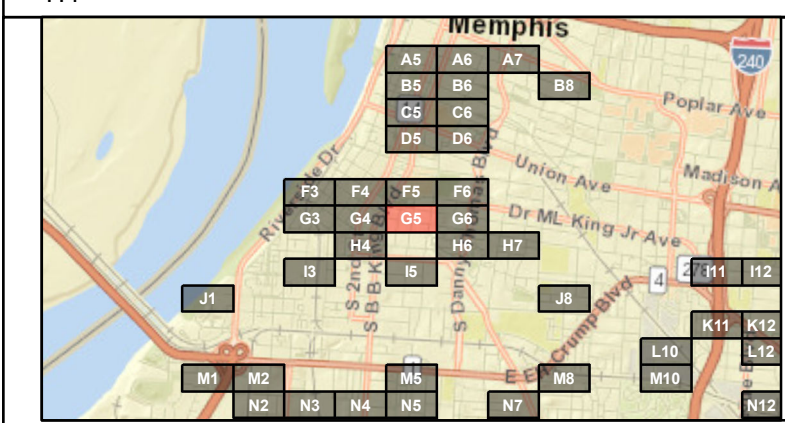


## SARP10 Rehabilitation Project Group 4 Relay Grid G4

Page 16 of 68

Note: Recorded manhole rim to invert measurements are indicated below the Facility ID. Point Repair locations are approximate. Maps have some overlap with other map pages.





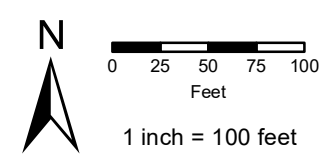
### Manhole Rehab

- Cement Coating (1)
- Repair Bench/Channel (0)
- ▲ Cementitious Coating and Repair Bench/Channel (2)
- Structurally Repair Manhole (0)

### Pipe Rehab

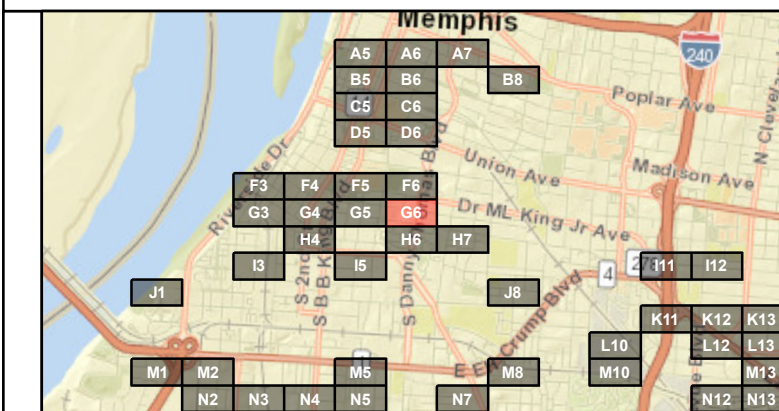
- ▬ Gravity Main for Replacement (4)

- Install New Manhole (Rehab By Others)
- ⊙ Manhole (Rehab By Others)
- Manhole (No Rehab)
- ▬ Gravity Main (Rehab By Others)
- ▬ Gravity Main (No Rehab)



## SARP10 Rehabilitation Project Group 4 Relay Grid G5





Current Grid: G6

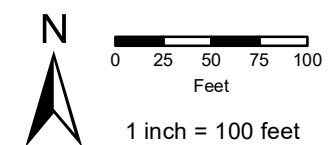
### Manhole Rehab

- Cement Coating (0)
- Repair Bench/Channel (0)
- ▲ Cementitious Coating and Repair Bench/Channel (0)
- Structurally Repair Manhole (0)

### Pipe Rehab

- Gravity Main for Replacement (1)

- Install New Manhole (Rehab By Others)
- ⊙ Manhole (Rehab By Others)
- Manhole (No Rehab)
- Gravity Main (Rehab By Others)
- Gravity Main (No Rehab)



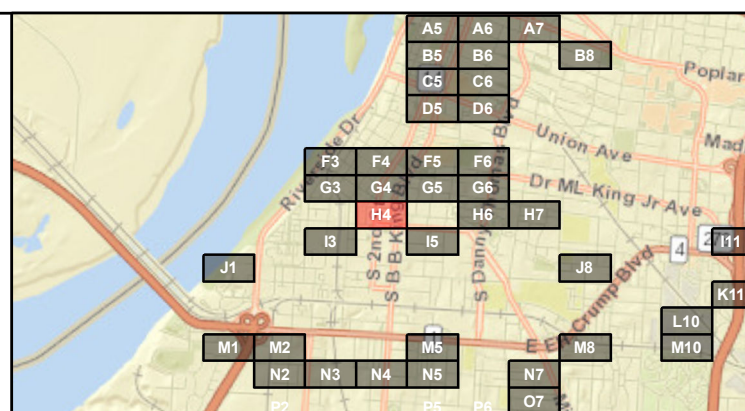
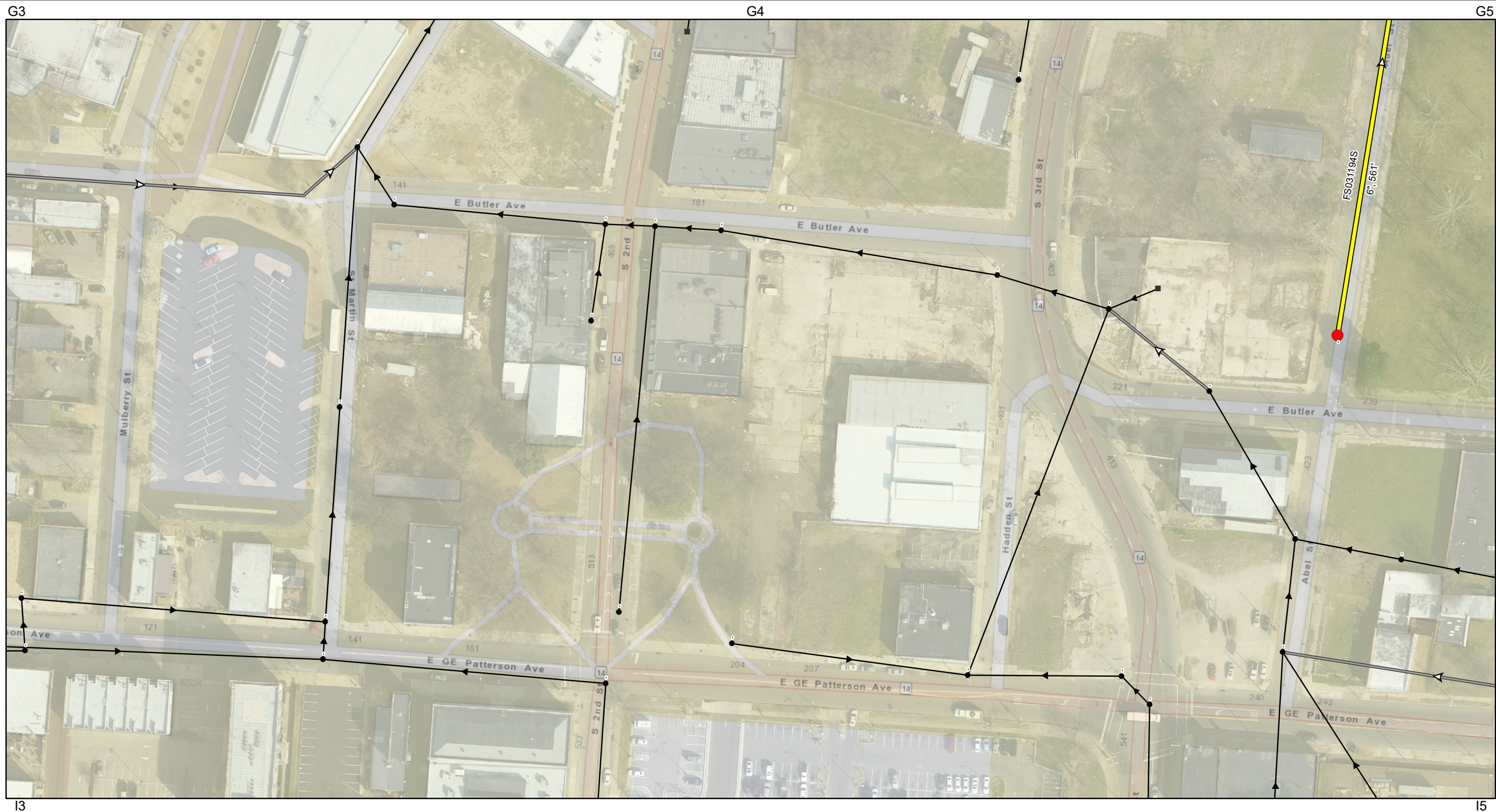
**BLACK & VEATCH**  
Building a world of difference.

## SARP10 Rehabilitation Project Group 4 Relay Grid G6

Page 18 of 68

Note: Recorded manhole rim to invert measurements are indicated below the Facility ID. Point Repair locations are approximate. Maps have some overlap with other map pages.





### Manhole Rehab

- Cement Coating (0)
- Repair Bench/Channel (0)
- ▲ Cementitious Coating and Repair Bench/Channel (0)
- Structurally Repair Manhole (1)

### Pipe Rehab

- Gravity Main for Replacement (1)

- Install New Manhole (Rehab By Others)
- Manhole (Rehab By Others)
- Manhole (No Rehab)
- Gravity Main (Rehab By Others)
- Gravity Main (No Rehab)



0 25 50 75 100  
Feet

1 inch = 100 feet



**BLACK & VEATCH**  
Building a world of difference.

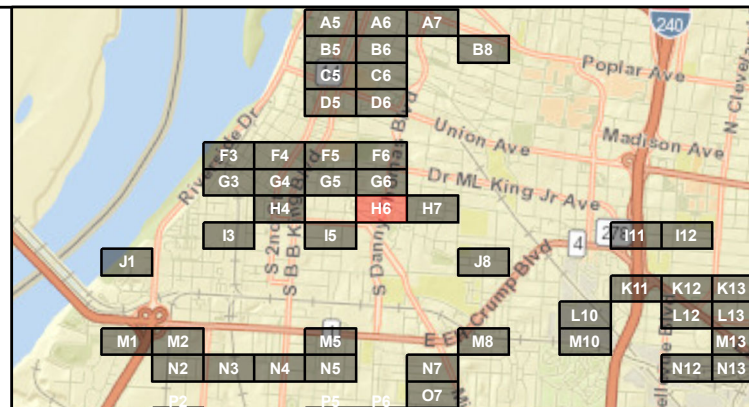
## SARP10 Rehabilitation Project Group 4 Relay Grid H4

Page 19 of 68

Current Grid: H4

Note: Recorded manhole rim to invert measurements are indicated below the Facility ID. Point Repair locations are approximate. Maps have some overlap with other map pages.





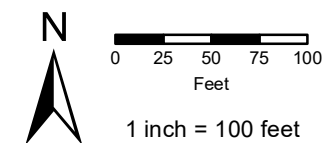
### Manhole Rehab

- Cement Coating (0)
- Repair Bench/Channel (0)
- ▲ Cementitious Coating and Repair Bench/Channel (0)
- Structurally Repair Manhole (0)

### Pipe Rehab

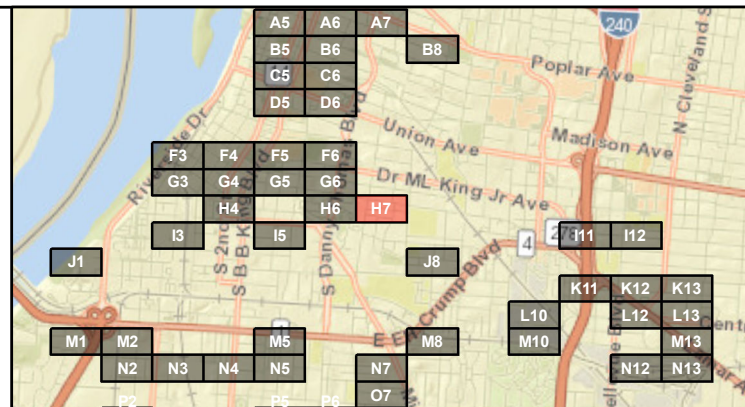
- ➡ Gravity Main for Replacement (1)

- Install New Manhole (Rehab By Others)
- Manhole (Rehab By Others)
- Manhole (No Rehab)
- ➡ Gravity Main (Rehab By Others)
- ➡ Gravity Main (No Rehab)



## SARP10 Rehabilitation Project Group 4 Relay Grid H6





Current Grid: H7

### Manhole Rehab

- Cement Coating (0)
- Repair Bench/Channel (0)
- ▲ Cementitious Coating and Repair Bench/Channel (0)
- Structurally Repair Manhole (0)

### Pipe Rehab

- ➡ Gravity Main for Replacement (1)

- Install New Manhole (Rehab By Others)
- Manhole (Rehab By Others)
- Manhole (No Rehab)
- ➡ Gravity Main (Rehab By Others)
- ➡ Gravity Main (No Rehab)



0 25 50 75 100  
Feet

1 inch = 100 feet



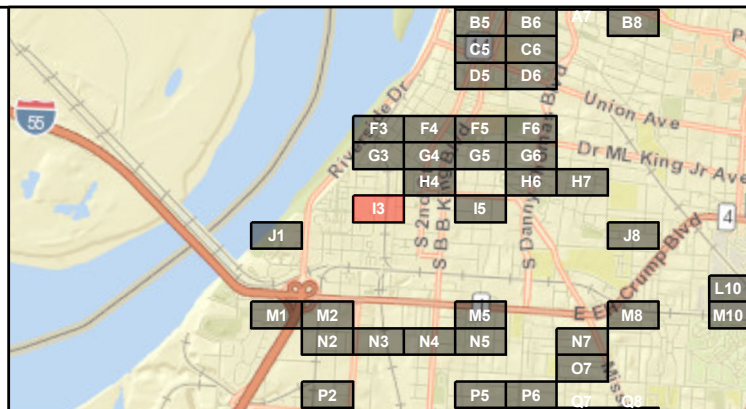
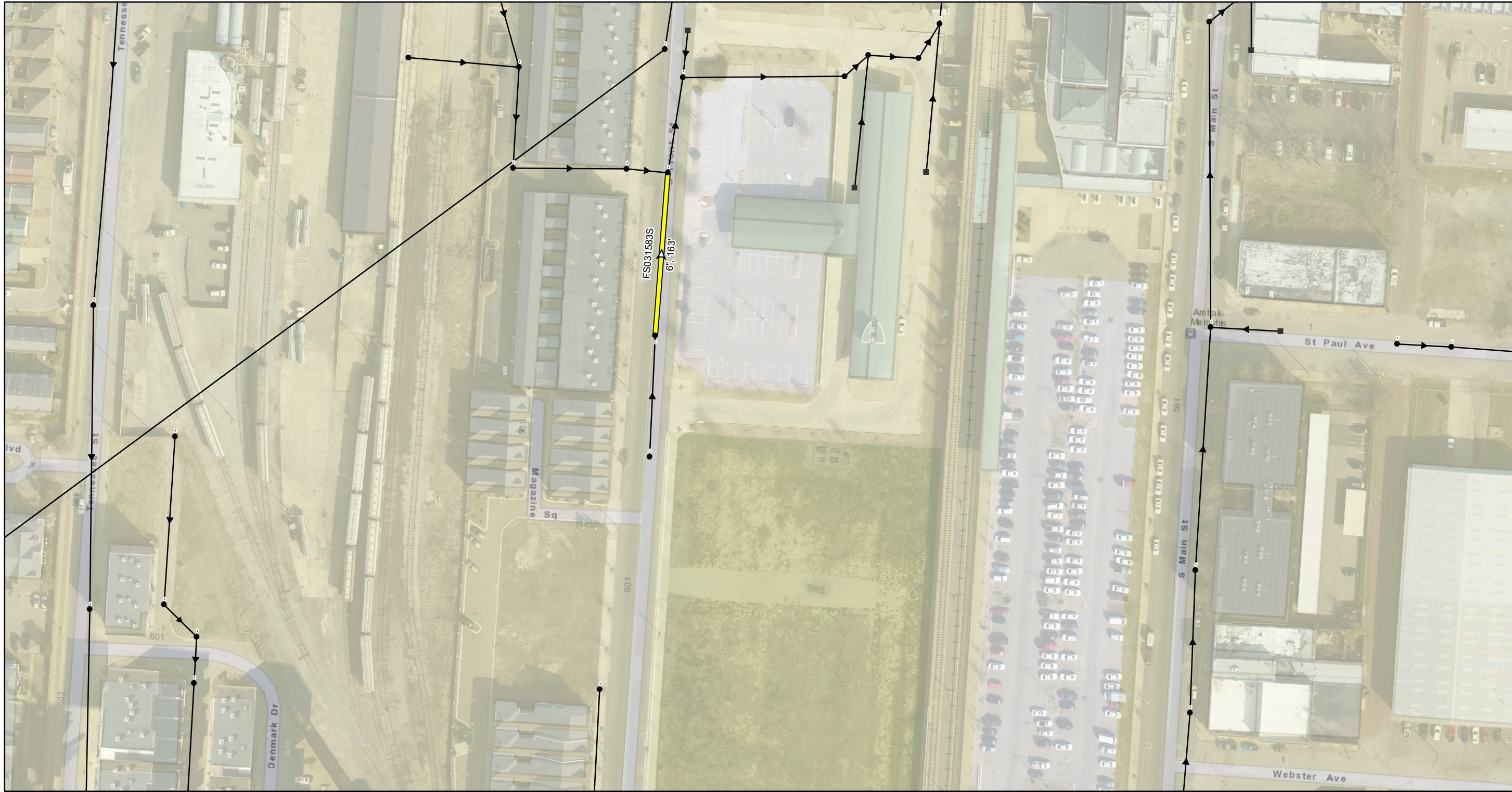
**BLACK & VEATCH**  
Building a world of difference.

## SARP10 Rehabilitation Project Group 4 Relay Grid H7

Page 21 of 68

Note: Recorded manhole rim to invert measurements are indicated below the Facility ID. Point Repair locations are approximate. Maps have some overlap with other map pages.





Current Grid: I3

**Manhole Rehab**

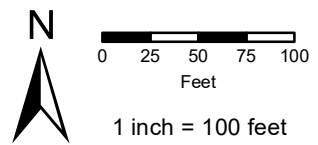
- Cement Coating (0)
- Repair Bench/Channel (0)
- ▲ Cementitious Coating and Repair Bench/Channel (0)
- Structurally Repair Manhole (0)

**Pipe Rehab**

- Gravity Main for Replacement (1)

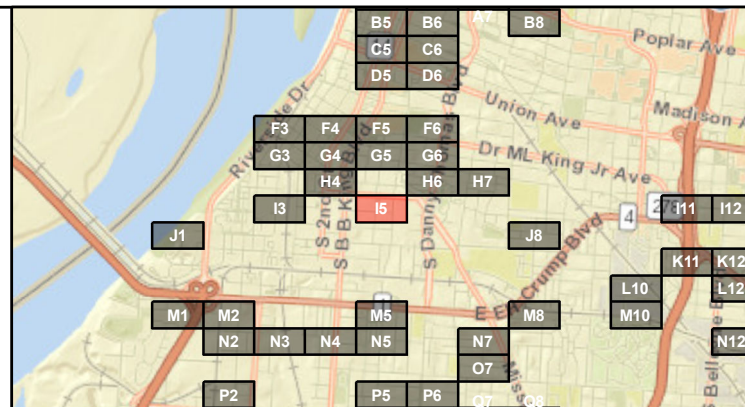
- Install New Manhole (Rehab By Others)
- ⊙ Manhole (Rehab By Others)
- Manhole (No Rehab)
- Gravity Main (Rehab By Others)
- Gravity Main (No Rehab)

Note: Recorded manhole rim to invert measurements are indicated below the Facility ID. Point Repair locations are approximate. Maps have some overlap with other map pages.



**SARP10 Rehabilitation Project  
Group 4 Relay  
Grid I3**





Current Grid: I5

### Manhole Rehab

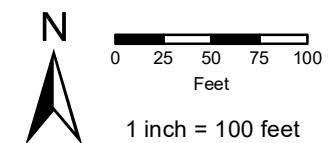
- Cement Coating (0)
- Repair Bench/Channel (0)
- ▲ Cementitious Coating and Repair Bench/Channel (0)
- Structurally Repair Manhole (1)

### Pipe Rehab

- ➡ Gravity Main for Replacement (1)

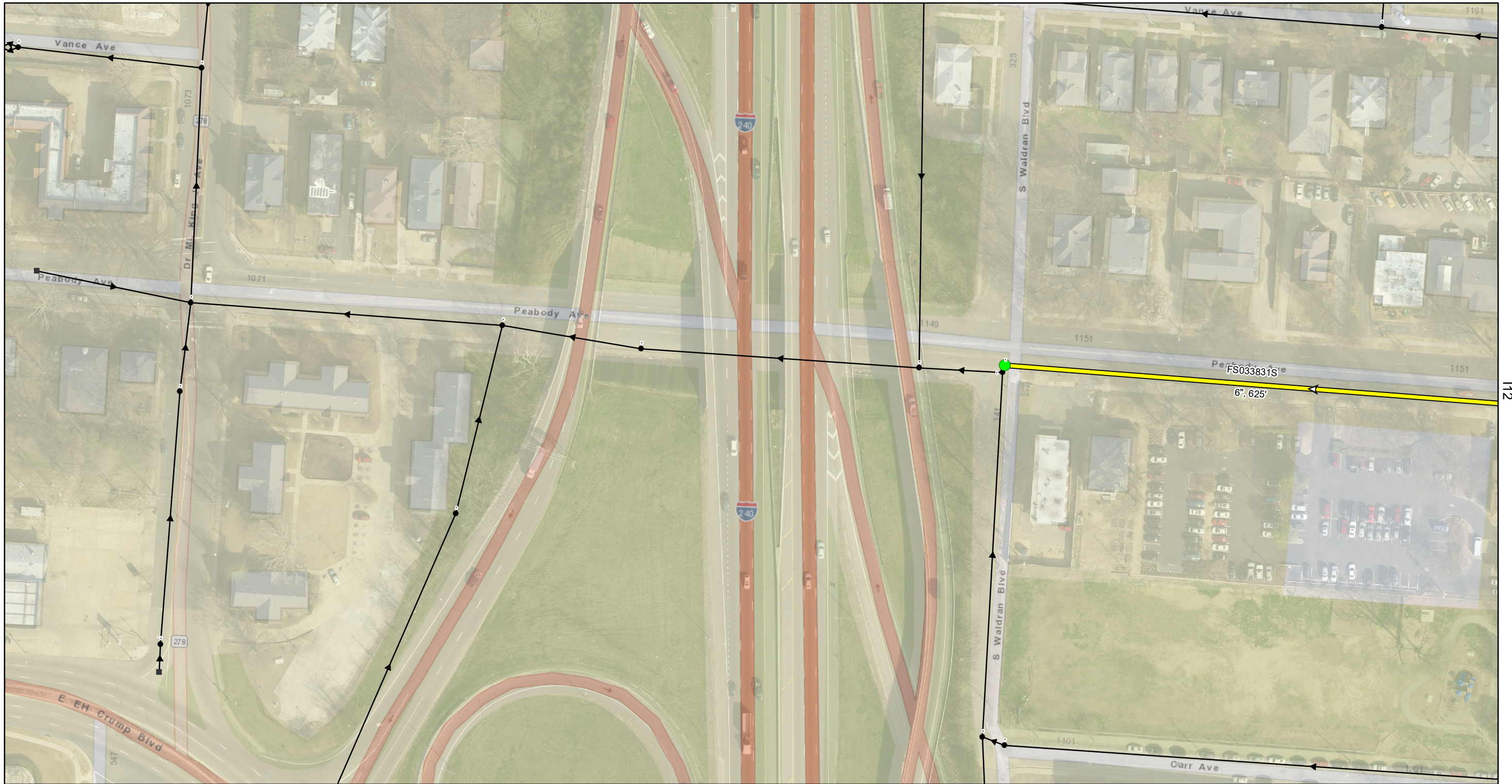
- Install New Manhole (Rehab By Others)
- Manhole (Rehab By Others)
- Manhole (No Rehab)
- ➡ Gravity Main (Rehab By Others)
- ➡ Gravity Main (No Rehab)

Note: Recorded manhole rim to invert measurements are indicated below the Facility ID. Point Repair locations are approximate. Maps have some overlap with other map pages.

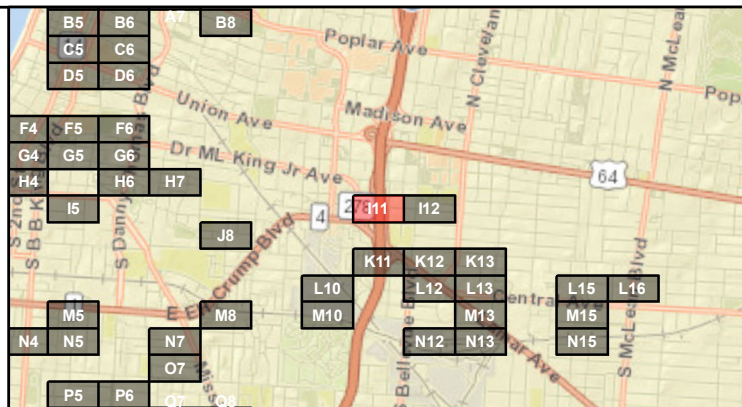


## SARP10 Rehabilitation Project Group 4 Relay Grid I5





112



### Manhole Rehab

- Cement Coating (0)
- Repair Bench/Channel (1)
- ▲ Cementitious Coating and Repair Bench/Channel (0)
- Structurally Repair Manhole (0)

### Pipe Rehab

- Gravity Main for Replacement (1)

- Install New Manhole (Rehab By Others)
- Manhole (Rehab By Others)
- Manhole (No Rehab)
- Gravity Main (Rehab By Others)
- Gravity Main (No Rehab)



0 25 50 75 100  
Feet

1 inch = 100 feet



**BLACK & VEATCH**  
Building a world of difference.

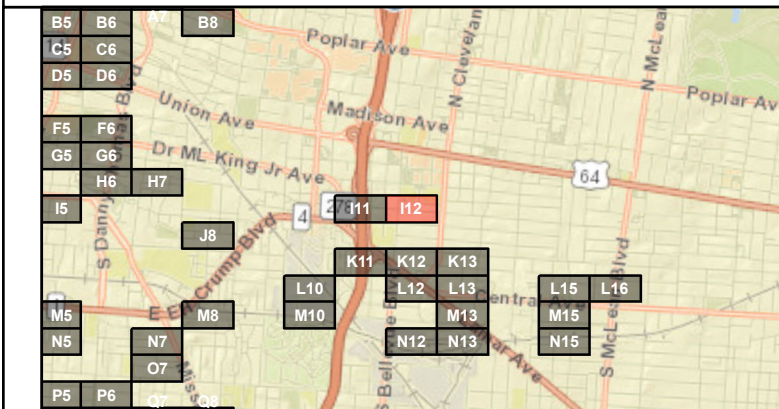
## SARP10 Rehabilitation Project Group 4 Relay Grid I11

Page 24 of 68

Current Grid: I11

Note: Recorded manhole rim to invert measurements are indicated below the Facility ID. Point Repair locations are approximate. Maps have some overlap with other map pages.





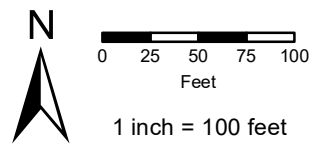
**Manhole Rehab**

- Cement Coating (0)
- Repair Bench/Channel (0)
- ▲ Cementitious Coating and Repair Bench/Channel (1)
- Structurally Repair Manhole (0)

**Pipe Rehab**

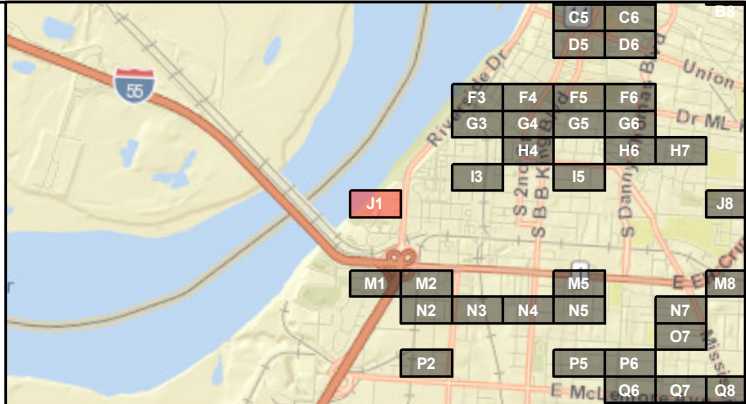
- Gravity Main for Replacement (1)

- Install New Manhole (Rehab By Others)
- ⊙ Manhole (Rehab By Others)
- Manhole (No Rehab)
- Gravity Main (Rehab By Others)
- Gravity Main (No Rehab)



**SARP10 Rehabilitation Project**  
**Group 4 Relay**  
**Grid I12**





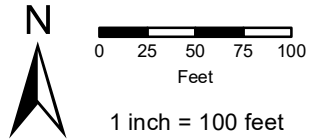
**Manhole Rehab**

- Cement Coating (0)
- Repair Bench/Channel (1)
- ▲ Cementitious Coating and Repair Bench/Channel (0)
- Structurally Repair Manhole (0)

**Pipe Rehab**

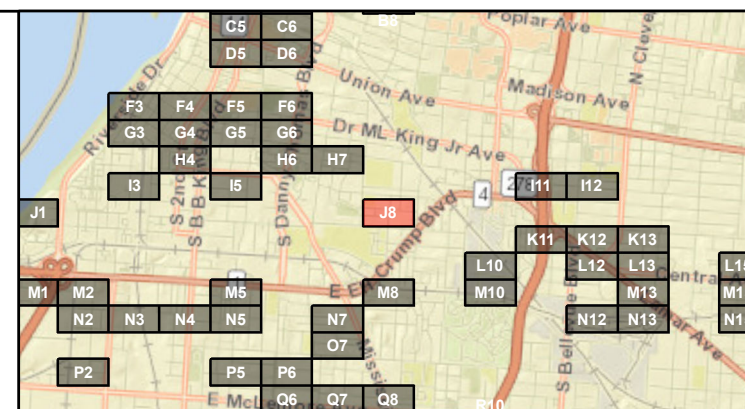
- Gravity Main for Replacement (1)

- Install New Manhole (Rehab By Others)
- ⊙ Manhole (Rehab By Others)
- Manhole (No Rehab)
- Gravity Main (Rehab By Others)
- Gravity Main (No Rehab)



**SARP10 Rehabilitation Project  
Group 4 Relay  
Grid J1**










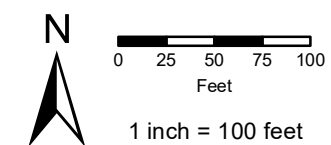
## Manhole Rehab

- Cement Coating (1)
- Repair Bench/Channel (0)
- ▲ Cementitious Coating and Repair Bench/Channel (0)
- Structurally Repair Manhole (0)

## Pipe Rehab

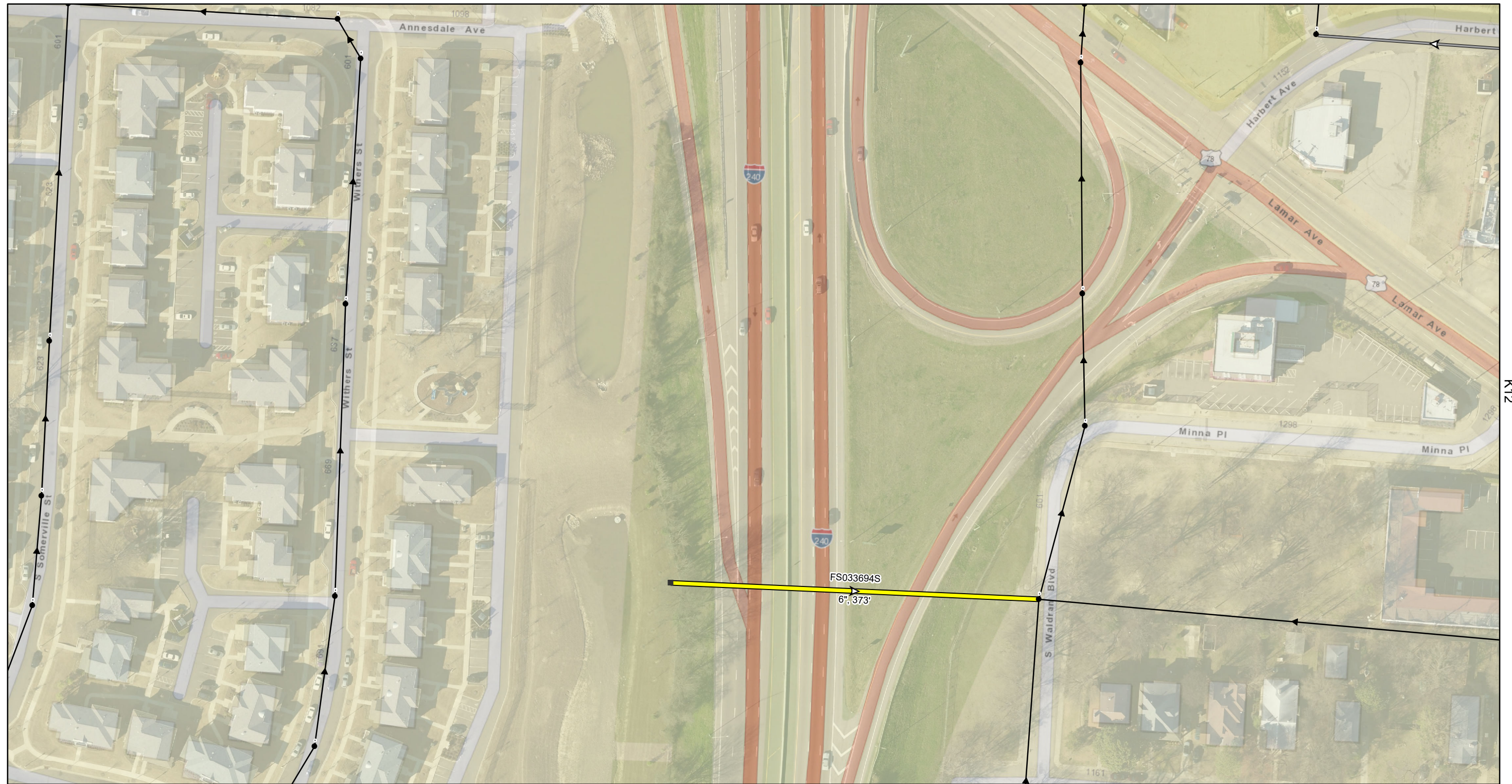
- Gravity Main for Replacement (1)

- |   |                                       |
|---|---------------------------------------|
|  | Install New Manhole (Rehab By Others) |
|  | Manhole (Rehab By Others)             |
|  | Manhole (No Rehab)                    |
|  | Gravity Main (Rehab By Others)        |
|  | Gravity Main (No Rehab)               |

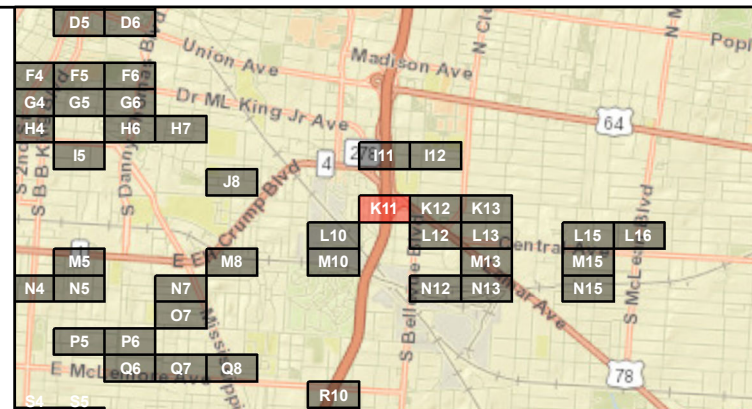


**SARP10 Rehabilitation Project**  
**Group 4 Relay**  
**Grid J8**





L10 L12



Current Grid: K11

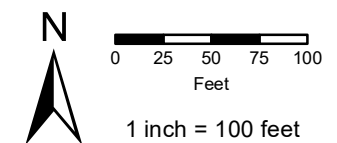
### Manhole Rehab

- Cement Coating (0)
- Repair Bench/Channel (0)
- ▲ Cementitious Coating and Repair Bench/Channel (0)
- Structurally Repair Manhole (0)

### Pipe Rehab

- Gravity Main for Replacement (1)

- Install New Manhole (Rehab By Others)
- ⊙ Manhole (Rehab By Others)
- Manhole (No Rehab)
- Gravity Main (Rehab By Others)
- Gravity Main (No Rehab)

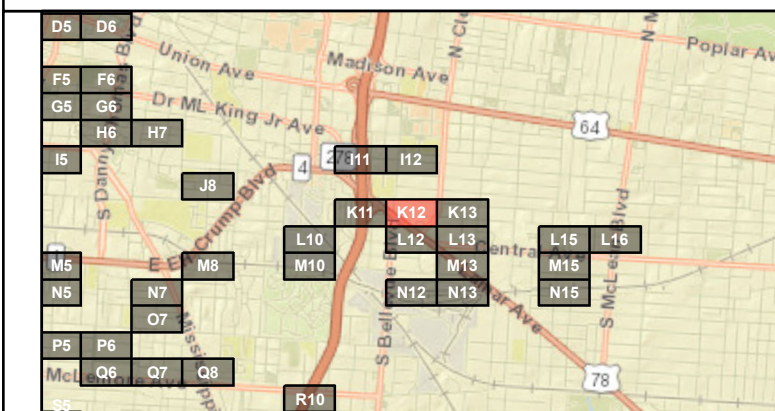


## SARP10 Rehabilitation Project Group 4 Relay Grid K11

Page 28 of 68

Note: Recorded manhole rim to invert measurements are indicated below the Facility ID. Point Repair locations are approximate. Maps have some overlap with other map pages.





Current Grid: K12

### Manhole Rehab

- Cement Coating (0)
- Repair Bench/Channel (0)
- ▲ Cementitious Coating and Repair Bench/Channel (0)
- Structurally Repair Manhole (0)

### Pipe Rehab

- Gravity Main for Replacement (1)

- Install New Manhole (Rehab By Others)
- ⊙ Manhole (Rehab By Others)
- Manhole (No Rehab)
- Gravity Main (Rehab By Others)
- Gravity Main (No Rehab)



0 25 50 75 100  
Feet  
1 inch = 100 feet



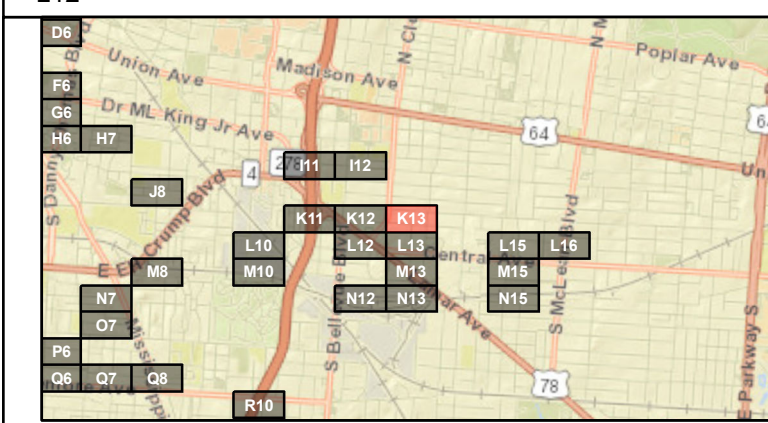
**BLACK & VEATCH**  
Building a world of difference.

## SARP10 Rehabilitation Project Group 4 Relay Grid K12

Page 29 of 68

Note: Recorded manhole rim to invert measurements are indicated below the Facility ID. Point Repair locations are approximate. Maps have some overlap with other map pages.





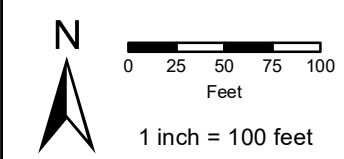
### Manhole Rehab

- Cement Coating (2)
- Repair Bench/Channel (0)
- ▲ Cementitious Coating and Repair Bench/Channel (0)
- Structurally Repair Manhole (0)

### Pipe Rehab

- Gravity Main for Replacement (3)

- Install New Manhole (Rehab By Others)
- ⊙ Manhole (Rehab By Others)
- Manhole (No Rehab)
- Gravity Main (Rehab By Others)
- Gravity Main (No Rehab)



## SARP10 Rehabilitation Project Group 4 Relay Grid K13

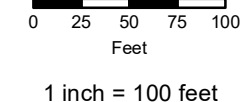
Note: Recorded manhole rim to invert measurements are indicated below the Facility ID. Point Repair locations are approximate. Maps have some overlap with other map pages.



- Cement Coating (0)
- Repair Bench/Channel (0)
- ▲ Cementitious Coating and Repair Bench/Channel (0)
- Structurally Repair Manhole (0)

➤ Gravity Main for Replacement (1)

- 



**BLACK & VEATCH**  
Building a world of difference.

## SARP10 Rehabilitation Project Group 4 Relay Grid L10

Page 31 of 68

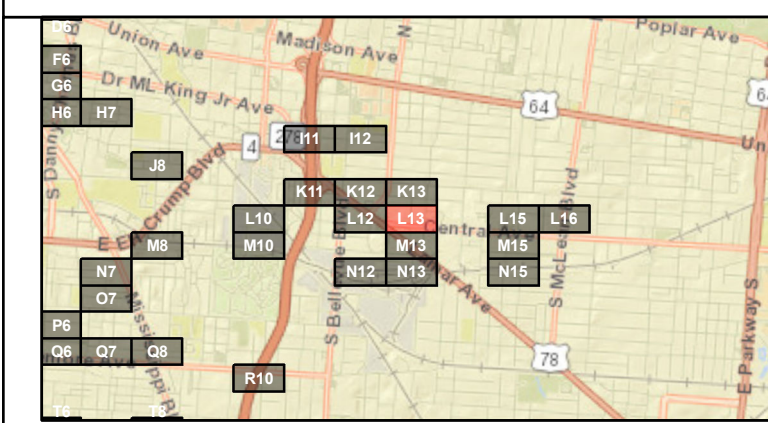
Current Grid: L10

Note: Recorded manhole rim to invert measurements are indicated below the Facility ID. Point Repair locations are approximate. Maps have some overlap with other map pages.









Current Grid: L13

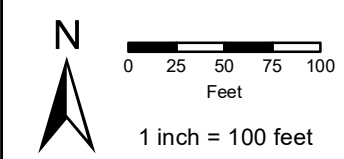
### Manhole Rehab

- Cement Coating (0)
- Repair Bench/Channel (0)
- ▲ Cementitious Coating and Repair Bench/Channel (0)
- Structurally Repair Manhole (0)

### Pipe Rehab

- Gravity Main for Replacement (1)

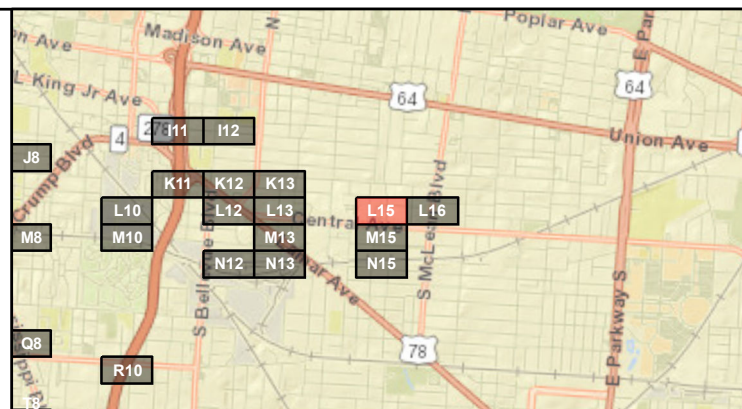
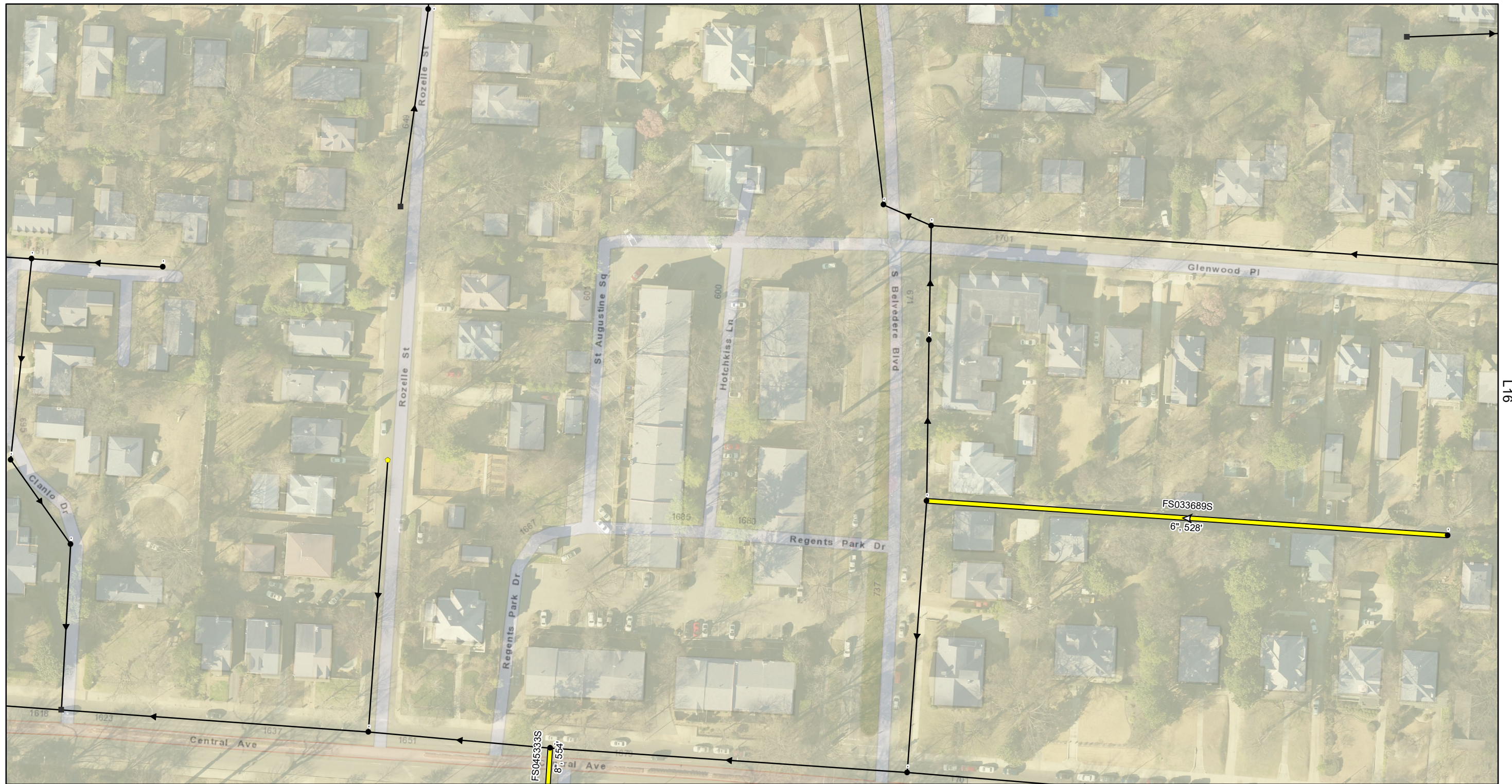
- Install New Manhole (Rehab By Others)
- ⊙ Manhole (Rehab By Others)
- Manhole (No Rehab)
- Gravity Main (Rehab By Others)
- Gravity Main (No Rehab)



## SARP10 Rehabilitation Project Group 4 Relay Grid L13

Note: Recorded manhole rim to invert measurements are indicated below the Facility ID. Point Repair locations are approximate. Maps have some overlap with other map pages.





### Manhole Rehab

- Cement Coating (0)
- Repair Bench/Channel (0)
- ▲ Cementitious Coating and Repair Bench/Channel (0)
- Structurally Repair Manhole (0)

### Pipe Rehab

- Gravity Main for Replacement (2)

- Install New Manhole (Rehab By Others)
- ⊙ Manhole (Rehab By Others)
- Manhole (No Rehab)
- Gravity Main (Rehab By Others)
- Gravity Main (No Rehab)



0 25 50 75 100  
Feet  
1 inch = 100 feet



**BLACK & VEATCH**  
Building a world of difference.

## SARP10 Rehabilitation Project Group 4 Relay Grid L15

Page 34 of 68

Current Grid: L15

Note: Recorded manhole rim to invert measurements are indicated below the Facility ID. Point Repair locations are approximate. Maps have some overlap with other map pages.





**Manhole Rehab**

- Cement Coating (0)
- Repair Bench/Channel (0)
- ▲ Cementitious Coating and Repair Bench/Channel (0)
- Structurally Repair Manhole (0)

**Pipe Rehab**

- Gravity Main for Replacement (1)

- Install New Manhole (Rehab By Others)
- ⊙ Manhole (Rehab By Others)
- Manhole (No Rehab)
- Gravity Main (Rehab By Others)
- Gravity Main (No Rehab)

**SARP10 Rehabilitation Project**

**Group 4 Relay**

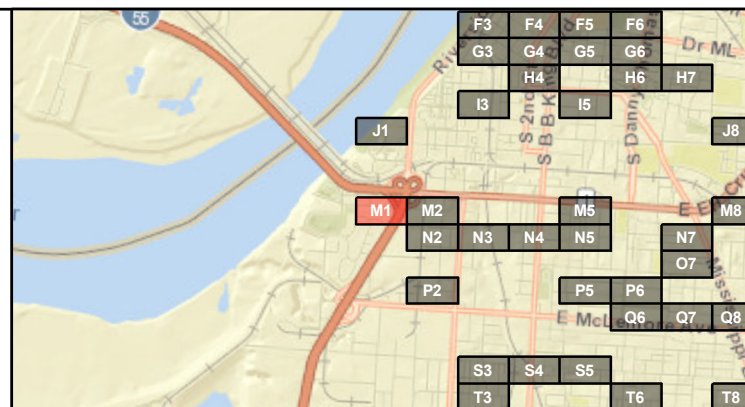
**Grid L16**

Page 35 of 68

Current Grid: L16

Note: Recorded manhole rim to invert measurements are indicated below the Facility ID. Point Repair locations are approximate. Maps have some overlap with other map pages.





Current Grid: M1

### Manhole Rehab

- Cement Coating (1)
- Repair Bench/Channel (0)
- ▲ Cementitious Coating and Repair Bench/Channel (0)
- Structurally Repair Manhole (0)

### Pipe Rehab

- ▬ Gravity Main for Replacement (1)

- Install New Manhole (Rehab By Others)
- ⊙ Manhole (Rehab By Others)
- Manhole (No Rehab)
- ▬ Gravity Main (Rehab By Others)
- ▬ Gravity Main (No Rehab)



0 25 50 75 100  
Feet  
1 inch = 100 feet



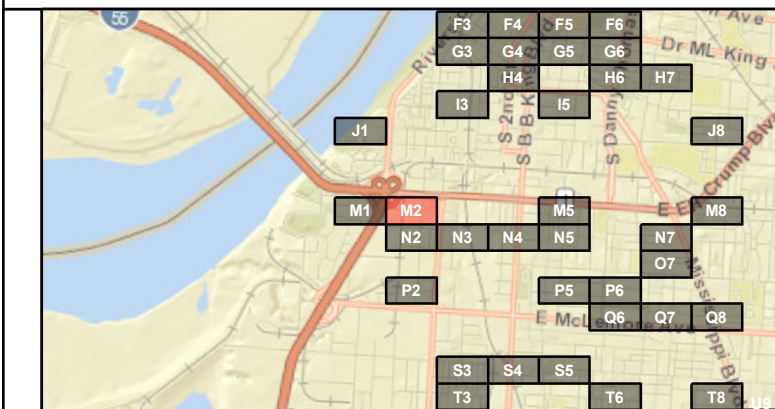
**BLACK & VEATCH**  
Building a world of difference.

## SARP10 Rehabilitation Project Group 4 Relay Grid M1

Page 36 of 68

Note: Recorded manhole rim to invert measurements are indicated below the Facility ID. Point Repair locations are approximate. Maps have some overlap with other map pages.





### Manhole Rehab

- Cement Coating (0)
- Repair Bench/Channel (0)
- ▲ Cementitious Coating and Repair Bench/Channel (0)
- Structurally Repair Manhole (0)

### Pipe Rehab

- Gravity Main for Replacement (1)

- Install New Manhole (Rehab By Others)
- ⊙ Manhole (Rehab By Others)
- Manhole (No Rehab)
- Gravity Main (Rehab By Others)
- Gravity Main (No Rehab)



0 25 50 75 100  
Feet  
1 inch = 100 feet



**BLACK & VEATCH**  
Building a world of difference.

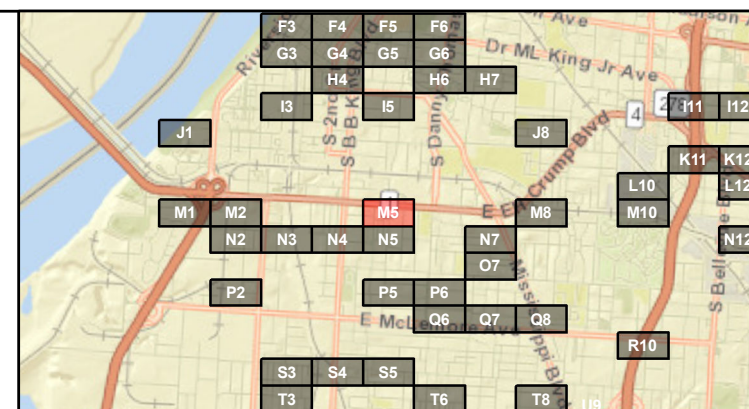
## SARP10 Rehabilitation Project Group 4 Relay Grid M2

Page 37 of 68

Current Grid: M2

Note: Recorded manhole rim to invert measurements are indicated below the Facility ID. Point Repair locations are approximate. Maps have some overlap with other map pages.










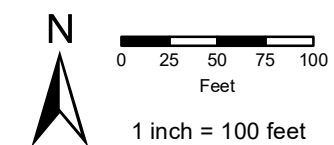
## Manhole Rehab

- Cement Coating (0)
- Repair Bench/Channel (0)
- ▲ Cementitious Coating and Repair Bench/Channel (0)
- Structurally Repair Manhole (0)

## Pipe Rehab

- Gravity Main for Replacement (1)

-  Install New Manhole (Rehab By Others)
-  Manhole (Rehab By Others)
-  Manhole (No Rehab)
-  Gravity Main (Rehab By Others)
-  Gravity Main (No Rehab)



## SARP10 Rehabilitation Project Group 4 Relay Grid M5

Page 38 of 68

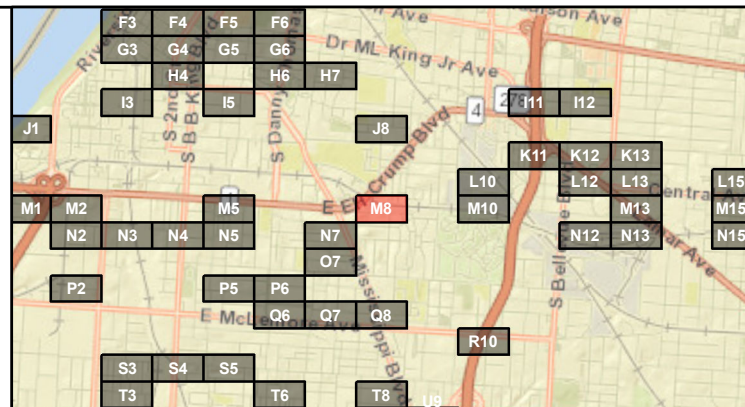
Current Grid: M5

Note: Recorded manhole rim to invert measurements are indicated below the Facility ID. Point Repair locations are approximate. Maps have some overlap with other map pages.





N7



Current Grid: M8

### Manhole Rehab

- Cement Coating (0)
- Repair Bench/Channel (0)
- ▲ Cementitious Coating and Repair Bench/Channel (0)
- Structurally Repair Manhole (0)

### Pipe Rehab

- Gravity Main for Replacement (1)

- Install New Manhole (Rehab By Others)
- ⊙ Manhole (Rehab By Others)
- Manhole (No Rehab)
- Gravity Main (Rehab By Others)
- Gravity Main (No Rehab)

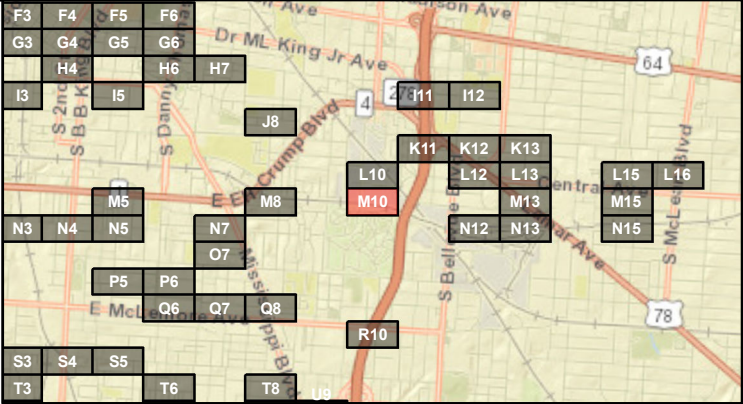
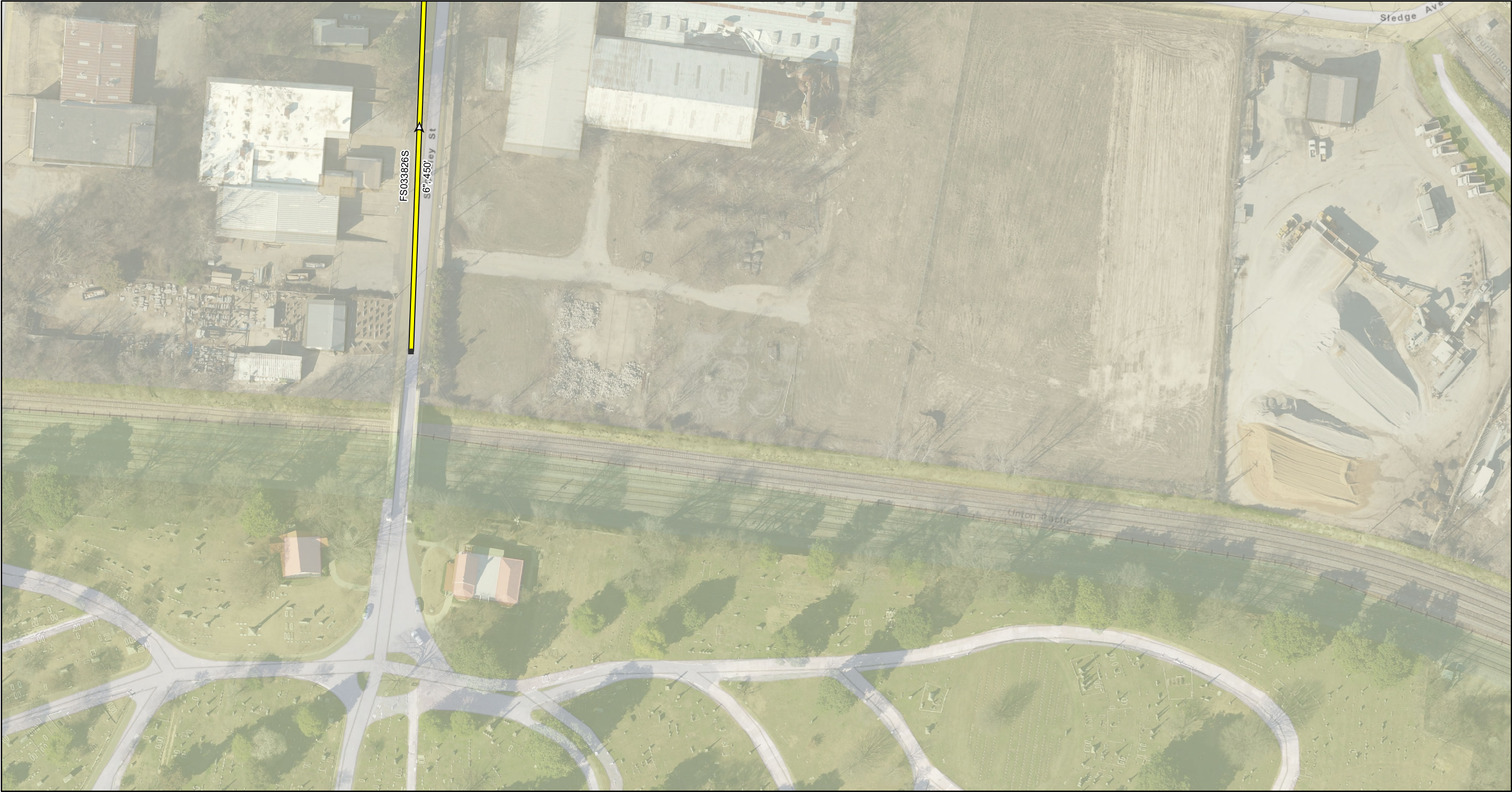


## SARP10 Rehabilitation Project Group 4 Relay Grid M8

Page 39 of 68

Note: Recorded manhole rim to invert measurements are indicated below the Facility ID. Point Repair locations are approximate. Maps have some overlap with other map pages.





Current Grid: M10

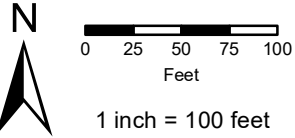
**Manhole Rehab**

- Cement Coating (0)
- Repair Bench/Channel (0)
- ▲ Cementitious Coating and Repair Bench/Channel (0)
- Structurally Repair Manhole (0)

**Pipe Rehab**

- Gravity Main for Replacement (1)

- Install New Manhole (Rehab By Others)
- Manhole (Rehab By Others)
- Manhole (No Rehab)
- Gravity Main (Rehab By Others)
- Gravity Main (No Rehab)



**BLACK & VEATCH**  
Building a world of difference.

**SARP10 Rehabilitation Project**  
**Group 4 Relay**  
**Grid M10**

Note: Recorded manhole rim to invert measurements are indicated below the Facility ID. Point Repair locations are approximate. Maps have some overlap with other map pages.



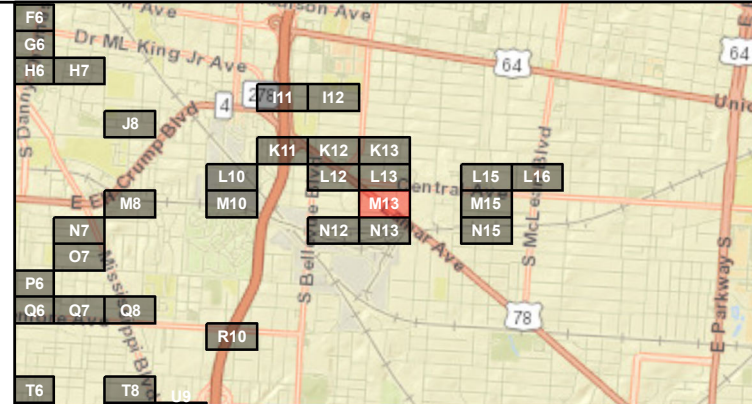
L12

L13



N12

N13



Current Grid: M13

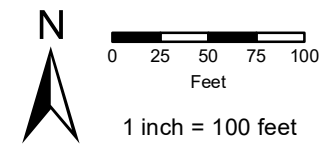
**Manhole Rehab**

- Cement Coating (0)
- Repair Bench/Channel (0)
- ▲ Cementitious Coating and Repair Bench/Channel (0)
- Structurally Repair Manhole (0)

**Pipe Rehab**

- Gravity Main for Replacement (2)

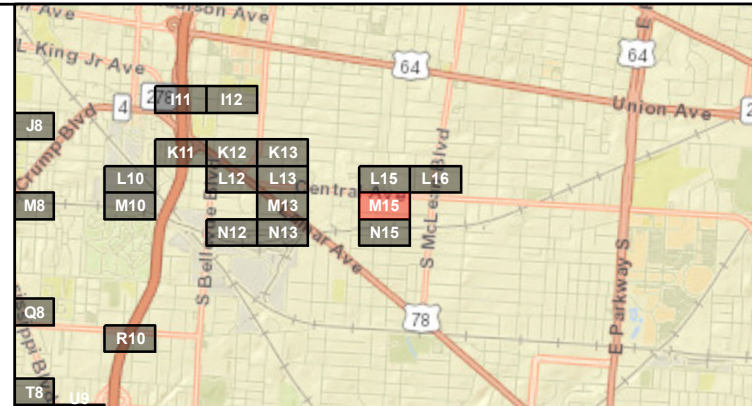
- Install New Manhole (Rehab By Others)
- ⊙ Manhole (Rehab By Others)
- Manhole (No Rehab)
- Gravity Main (Rehab By Others)
- Gravity Main (No Rehab)



**SARP10 Rehabilitation Project  
Group 4 Relay  
Grid M13**

Note: Recorded manhole rim to invert measurements are indicated below the Facility ID. Point Repair locations are approximate. Maps have some overlap with other map pages.





Current Grid: M15

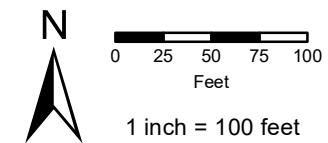
### Manhole Rehab

- Cement Coating (0)
- Repair Bench/Channel (0)
- ▲ Cementitious Coating and Repair Bench/Channel (0)
- Structurally Repair Manhole (0)

### Pipe Rehab

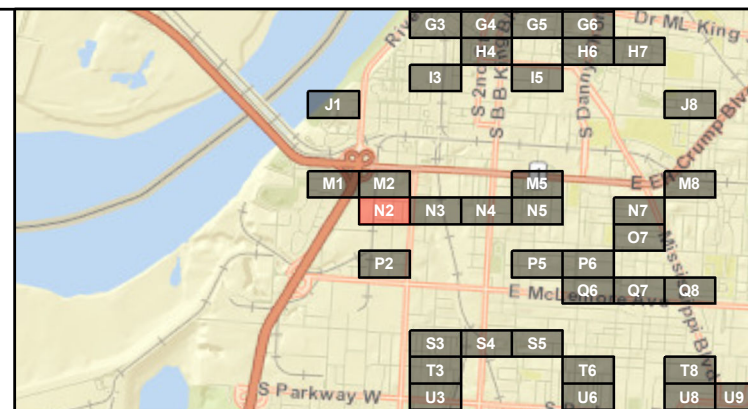
- Gravity Main for Replacement (2)

- Install New Manhole (Rehab By Others)
- ⊙ Manhole (Rehab By Others)
- Manhole (No Rehab)
- Gravity Main (Rehab By Others)
- Gravity Main (No Rehab)



## SARP10 Rehabilitation Project Group 4 Relay Grid M15





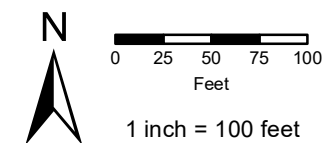
### Manhole Rehab

- Cement Coating (0)
- Repair Bench/Channel (0)
- ▲ Cementitious Coating and Repair Bench/Channel (0)
- Structurally Repair Manhole (0)

### Pipe Rehab

- Gravity Main for Replacement (3)

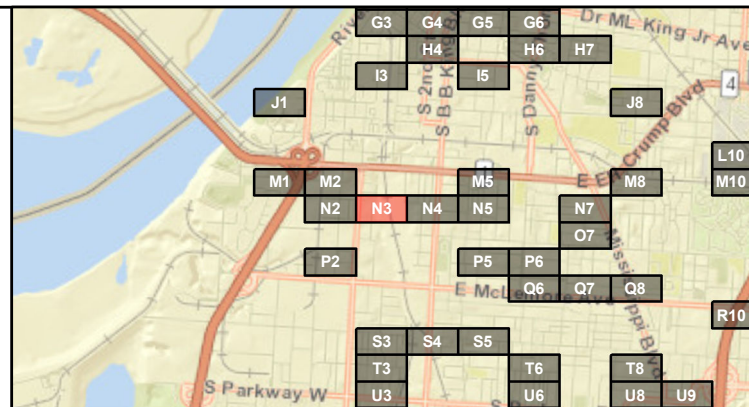
- Install New Manhole (Rehab By Others)
- Manhole (Rehab By Others)
- Manhole (No Rehab)
- Gravity Main (Rehab By Others)
- Gravity Main (No Rehab)



## SARP10 Rehabilitation Project Group 4 Relay Grid N2



M2



### Manhole Rehab

- Cement Coating (0)
- Repair Bench/Channel (0)
- ▲ Cementitious Coating and Repair Bench/Channel (0)
- Structurally Repair Manhole (0)

### Pipe Rehab

- Gravity Main for Replacement (1)

- Install New Manhole (Rehab By Others)
- Manhole (Rehab By Others)
- Manhole (No Rehab)
- Gravity Main (Rehab By Others)
- Gravity Main (No Rehab)



0 25 50 75 100  
Feet  
1 inch = 100 feet



**BLACK & VEATCH**  
Building a world of difference.

## SARP10 Rehabilitation Project Group 4 Relay Grid N3

Page 44 of 68

Current Grid: N3

Note: Recorded manhole rim to invert measurements are indicated below the Facility ID. Point Repair locations are approximate. Maps have some overlap with other map pages.





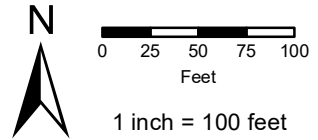
**Manhole Rehab**

- Cement Coating (0)
- Repair Bench/Channel (0)
- ▲ Cementitious Coating and Repair Bench/Channel (0)
- Structurally Repair Manhole (0)

**Pipe Rehab**

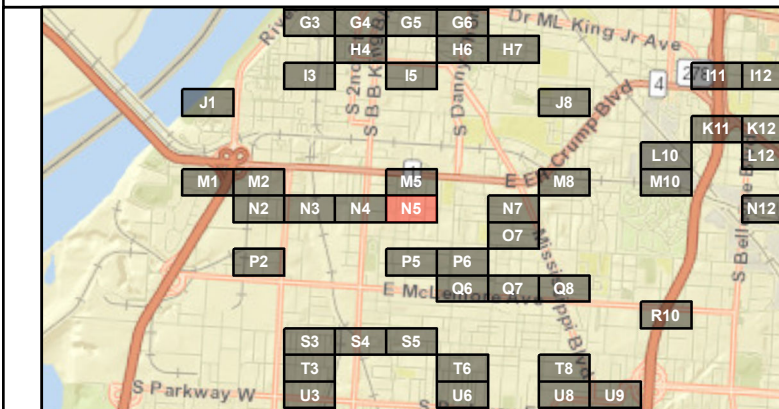
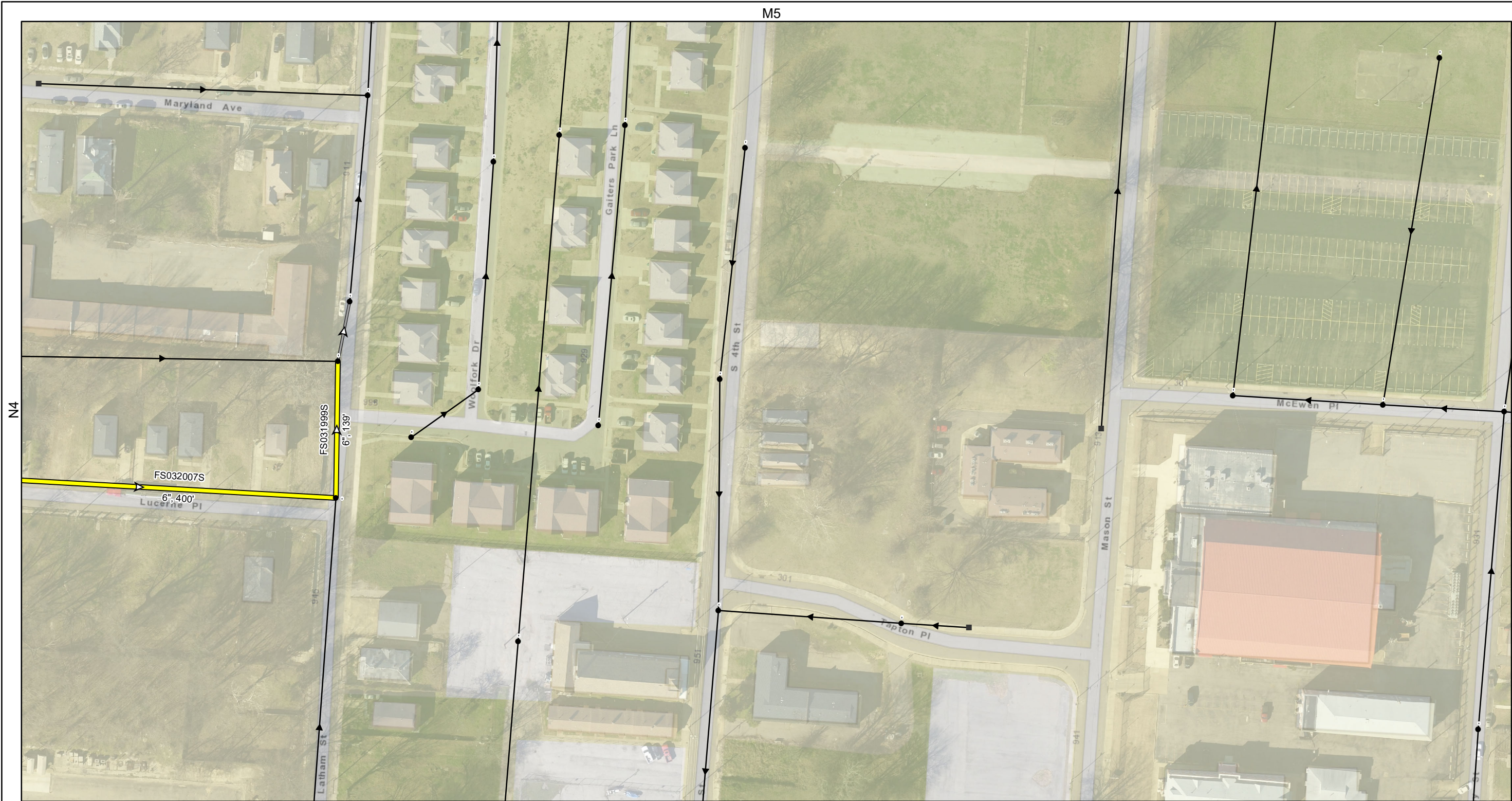
- Gravity Main for Replacement (1)

- Install New Manhole (Rehab By Others)
- ⊙ Manhole (Rehab By Others)
- Manhole (No Rehab)
- Gravity Main (Rehab By Others)
- Gravity Main (No Rehab)



**SARP10 Rehabilitation Project  
Group 4 Relay  
Grid N4**





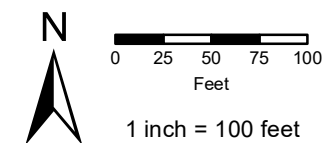
### Manhole Rehab

- Cement Coating (0)
- Repair Bench/Channel (0)
- ▲ Cementitious Coating and Repair Bench/Channel (0)
- Structurally Repair Manhole (0)

### Pipe Rehab

- ➡ Gravity Main for Replacement (2)

- Install New Manhole (Rehab By Others)
- ⊙ Manhole (Rehab By Others)
- Manhole (No Rehab)
- ➡ Gravity Main (Rehab By Others)
- ➡ Gravity Main (No Rehab)



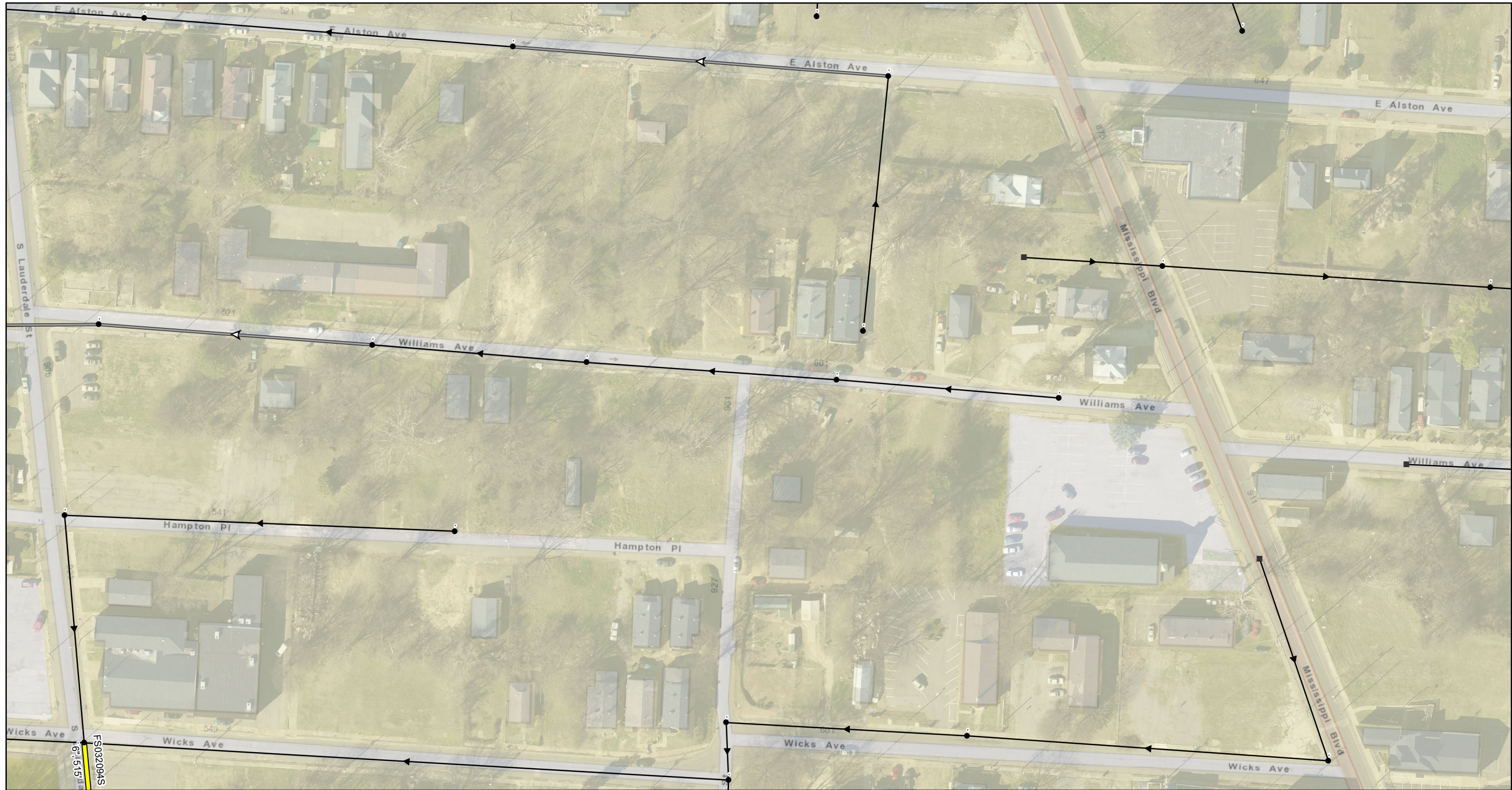
## SARP10 Rehabilitation Project Group 4 Relay Grid N5

Page 46 of 68

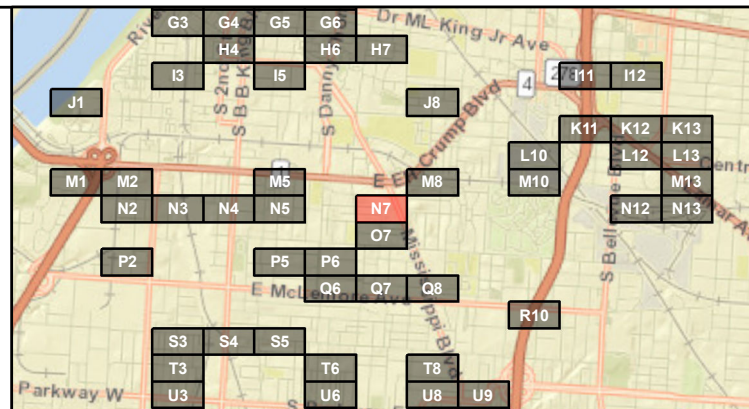
Current Grid: N5

Note: Recorded manhole rim to invert measurements are indicated below the Facility ID. Point Repair locations are approximate. Maps have some overlap with other map pages.





O7



**Manhole Rehab**

- Cement Coating (0)
- Repair Bench/Channel (0)
- ▲ Cementitious Coating and Repair Bench/Channel (0)
- Structurally Repair Manhole (0)

**Pipe Rehab**

- Gravity Main for Replacement (1)

- Install New Manhole (Rehab By Others)
- ⊙ Manhole (Rehab By Others)
- Manhole (No Rehab)
- Gravity Main (Rehab By Others)
- Gravity Main (No Rehab)



0 25 50 75 100  
Feet  
1 inch = 100 feet



**BLACK & VEATCH**  
Building a world of difference.

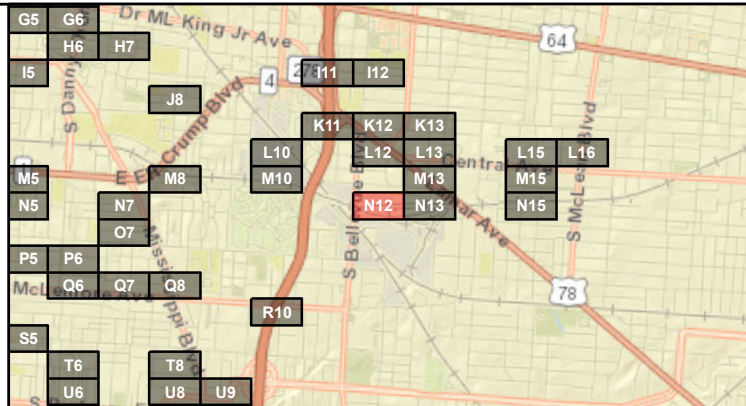
**SARP10 Rehabilitation Project**  
**Group 4 Relay**  
**Grid N7**

Page 47 of 68

Current Grid: N7

Note: Recorded manhole rim to invert measurements are indicated below the Facility ID. Point Repair locations are approximate. Maps have some overlap with other map pages.





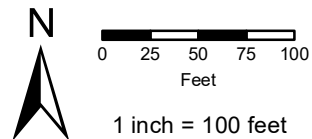
**Manhole Rehab**

- Cement Coating (0)
- Repair Bench/Channel (0)
- ▲ Cementitious Coating and Repair Bench/Channel (1)
- Structurally Repair Manhole (0)

**Pipe Rehab**

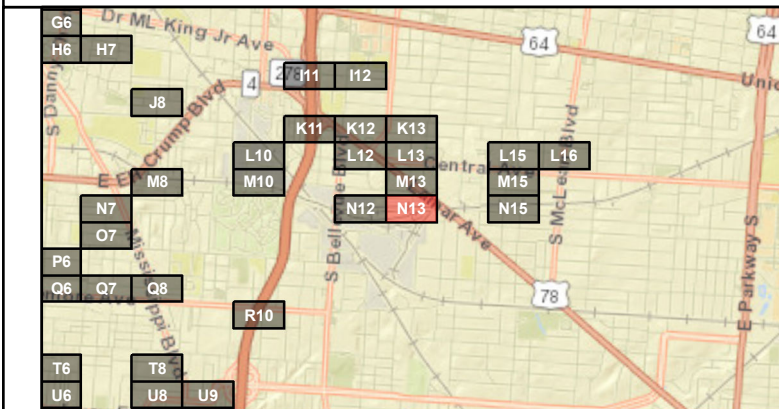
- Gravity Main for Replacement (2)

- Install New Manhole (Rehab By Others)
- ⊙ Manhole (Rehab By Others)
- Manhole (No Rehab)
- Gravity Main (Rehab By Others)
- Gravity Main (No Rehab)



**SARP10 Rehabilitation Project  
Group 4 Relay  
Grid N12**





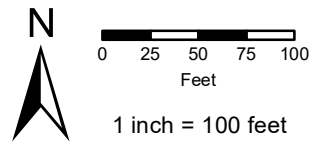
### Manhole Rehab

- Cement Coating (0)
- Repair Bench/Channel (0)
- ▲ Cementitious Coating and Repair Bench/Channel (1)
- Structurally Repair Manhole (0)

### Pipe Rehab

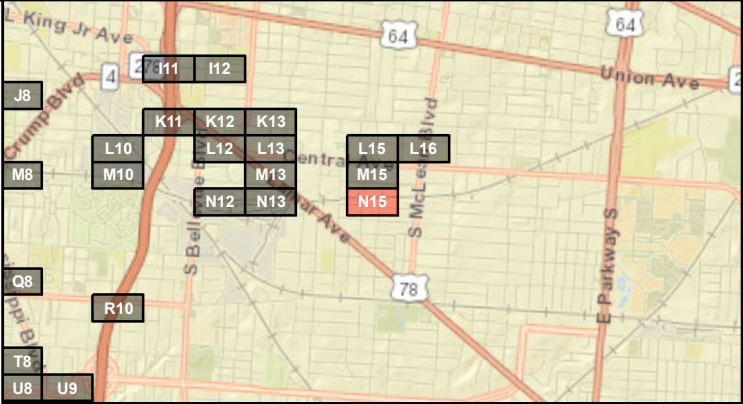
- Gravity Main for Replacement (1)

- Install New Manhole (Rehab By Others)
- Manhole (Rehab By Others)
- Manhole (No Rehab)
- Gravity Main (Rehab By Others)
- Gravity Main (No Rehab)



## SARP10 Rehabilitation Project Group 4 Relay Grid N13





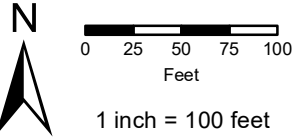
**Manhole Rehab**

- Cement Coating (0)
- Repair Bench/Channel (0)
- ▲ Cementitious Coating and Repair Bench/Channel (0)
- Structurally Repair Manhole (0)

**Pipe Rehab**

- Gravity Main for Replacement (1)

- Install New Manhole (Rehab By Others)
- ⊙ Manhole (Rehab By Others)
- Manhole (No Rehab)
- Gravity Main (Rehab By Others)
- Gravity Main (No Rehab)

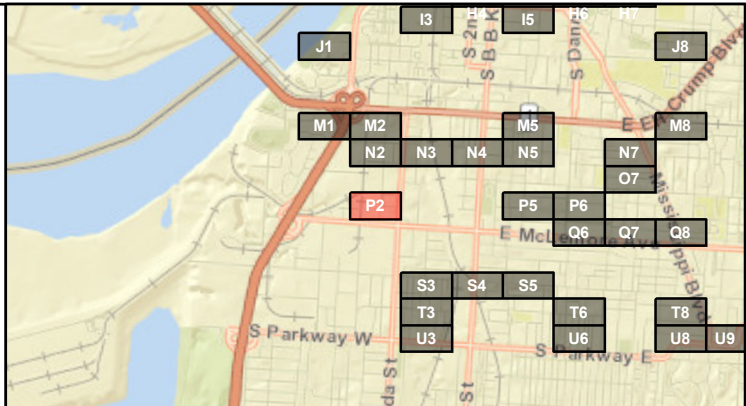


**SARP10 Rehabilitation Project  
Group 4 Relay  
Grid N15**









Current Grid: P2

### Manhole Rehab

- Cement Coating (0)
- Repair Bench/Channel (0)
- ▲ Cementitious Coating and Repair Bench/Channel (0)
- Structurally Repair Manhole (0)

### Pipe Rehab

- Gravity Main for Replacement (1)

- Install New Manhole (Rehab By Others)
- ⊙ Manhole (Rehab By Others)
- Manhole (No Rehab)
- Gravity Main (Rehab By Others)
- Gravity Main (No Rehab)



0 25 50 75 100  
Feet

1 inch = 100 feet



**BLACK & VEATCH**  
Building a world of difference.

## SARP10 Rehabilitation Project Group 4 Relay Grid P2

Page 52 of 68

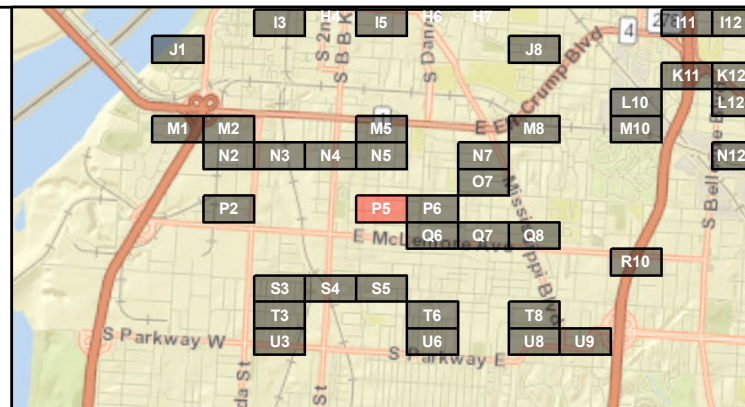
Note: Recorded manhole rim to invert measurements are indicated below the Facility ID. Point Repair locations are approximate. Maps have some overlap with other map pages.





P6

Q6



Current Grid: P5

### Manhole Rehab

- Cement Coating (0)
- Repair Bench/Channel (0)
- ▲ Cementitious Coating and Repair Bench/Channel (0)
- Structurally Repair Manhole (0)

### Pipe Rehab

- Gravity Main for Replacement (1)

- Install New Manhole (Rehab By Others)
- ⊙ Manhole (Rehab By Others)
- Manhole (No Rehab)
- Gravity Main (Rehab By Others)
- Gravity Main (No Rehab)



0 25 50 75 100  
Feet

1 inch = 100 feet



**BLACK & VEATCH**  
Building a world of difference.

## SARP10 Rehabilitation Project Group 4 Relay Grid P5

Page 53 of 68

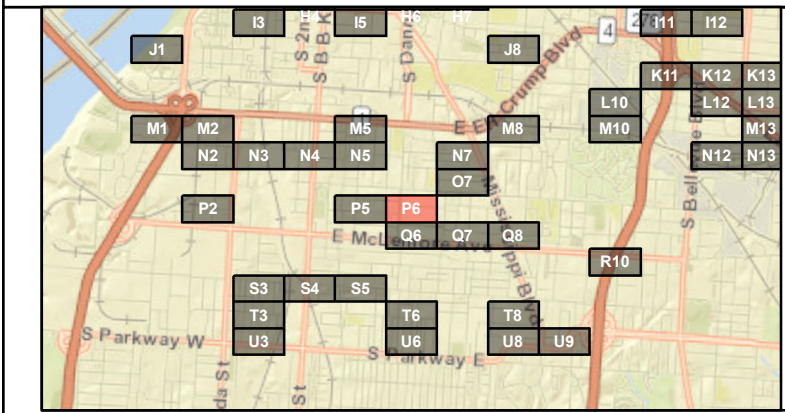
Note: Recorded manhole rim to invert measurements are indicated below the Facility ID. Point Repair locations are approximate. Maps have some overlap with other map pages.





Q6

Q7



Current Grid: P6

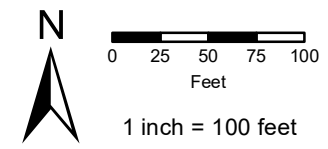
### Manhole Rehab

- Cement Coating (0)
- Repair Bench/Channel (0)
- ▲ Cementitious Coating and Repair Bench/Channel (0)
- Structurally Repair Manhole (0)

### Pipe Rehab

- Gravity Main for Replacement (1)

- Install New Manhole (Rehab By Others)
- Manhole (Rehab By Others)
- Manhole (No Rehab)
- Gravity Main (Rehab By Others)
- Gravity Main (No Rehab)



## SARP10 Rehabilitation Project Group 4 Relay Grid P6






Note: Recorded manhole rim to invert measurements are indicated below the Facility ID. Point Repair locations are approximate. Maps have some overlap with other map pages.

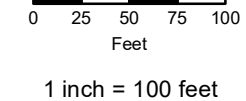


An aerial photograph of a residential area with a proposed road layout overlaid. The map shows several houses, some with large porches, and a few commercial buildings. A yellow line runs horizontally across the middle of the image, labeled 'FS031944S' and '6',437''. Below this line, a red line runs horizontally, labeled 'E McLeMores Ave'. Above the yellow line, a grey line runs horizontally, labeled 'Edith Ave'. The map also shows various lot numbers, including '457' and '458'. The overall layout suggests a new road or driveway project in a suburban neighborhood.

- Cement Coating (0)
- Repair Bench/Channel (0)
- ▲ Cementitious Coating and Repair Bench/Channel (0)
- Structurally Repair Manhole (0)

➤ Gravity Main for Replacement (1)

- |   |                                       |
|---|---------------------------------------|
|  | Install New Manhole (Rehab By Others) |
|  | Manhole (Rehab By Others)             |
|  | Manhole (No Rehab)                    |
|  | Gravity Main (Rehab By Others)        |
|  | Gravity Main (No Rehab)               |

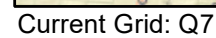


**BLACK & VEATCH**  
Building a world of difference.®

## Page 55 of 68

Note: Recorded manhole rim to invert measurements are indicated below the Facility ID. Point Repair locations are approximate. Maps have some overlap with other map pages.

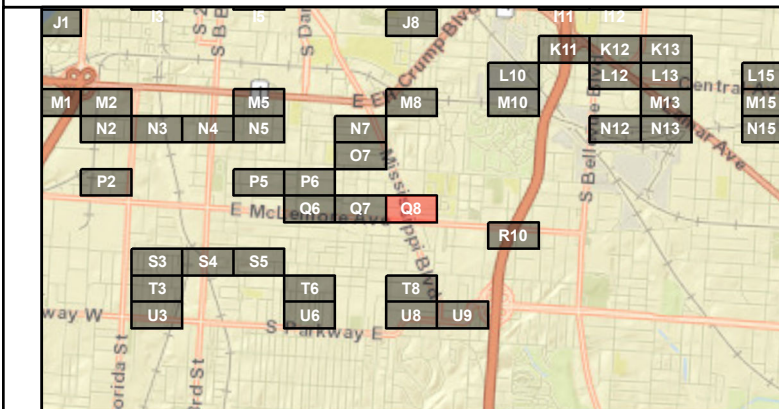
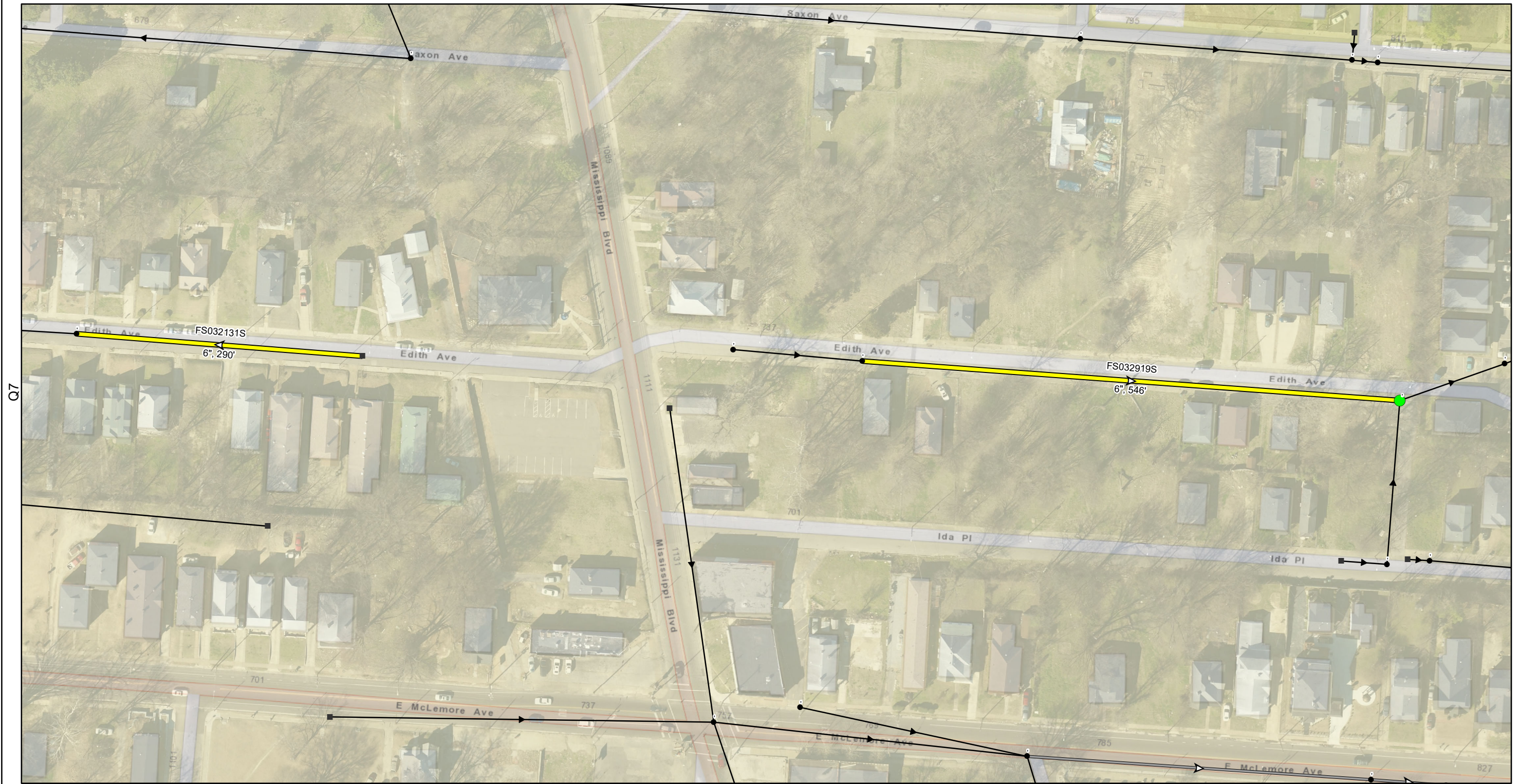




## Page 56 of 68

Note: Recorded manhole rim to invert measurements are indicated below the Facility ID. Point Repair locations are approximate. Maps have some overlap with other map pages.





### Manhole Rehab

- Cement Coating (0)
- Repair Bench/Channel (1)
- ▲ Cementitious Coating and Repair Bench/Channel (0)
- Structurally Repair Manhole (0)

### Pipe Rehab

- Gravity Main for Replacement (2)

- Install New Manhole (Rehab By Others)
- ⊙ Manhole (Rehab By Others)
- Manhole (No Rehab)
- Gravity Main (Rehab By Others)
- Gravity Main (No Rehab)



0 25 50 75 100  
Feet  
1 inch = 100 feet



**BLACK & VEATCH**  
Building a world of difference.

## SARP10 Rehabilitation Project Group 4 Relay Grid Q8

Page 57 of 68

Current Grid: Q8

Note: Recorded manhole rim to invert measurements are indicated below the Facility ID. Point Repair locations are approximate. Maps have some overlap with other map pages.

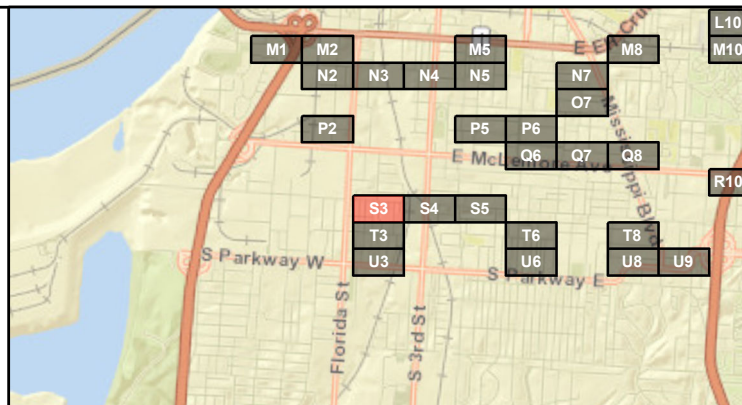








T3



Current Grid: S3

### Manhole Rehab

- Cement Coating (0)
- Repair Bench/Channel (0)
- ▲ Cementitious Coating and Repair Bench/Channel (0)
- Structurally Repair Manhole (0)

### Pipe Rehab

- ➡ Gravity Main for Replacement (1)

- Install New Manhole (Rehab By Others)
- ⊙ Manhole (Rehab By Others)
- Manhole (No Rehab)
- ➡ Gravity Main (Rehab By Others)
- ➡ Gravity Main (No Rehab)



0 25 50 75 100  
Feet

1 inch = 100 feet



**BLACK & VEATCH**  
Building a world of difference.

## SARP10 Rehabilitation Project Group 4 Relay Grid S3

Page 59 of 68

Note: Recorded manhole rim to invert measurements are indicated below the Facility ID. Point Repair locations are approximate. Maps have some overlap with other map pages.

S4





Current Grid: S4

### Manhole Rehab

- Cement Coating (0)
- Repair Bench/Channel (0)
- Cementitious Coating and Repair Bench/Channel (0)
- Structurally Repair Manhole (0)

### Pipe Rehab

- Gravity Main for Replacement (1)
- Install New Manhole (Rehab By Others)
- Manhole (Rehab By Others)
- Manhole (No Rehab)
- Gravity Main (Rehab By Others)
- Gravity Main (No Rehab)

0 25 50 75 100 Feet

1 inch = 100 feet

## SARP10 Rehabilitation Project

### Group 4 Relay

### Grid S4

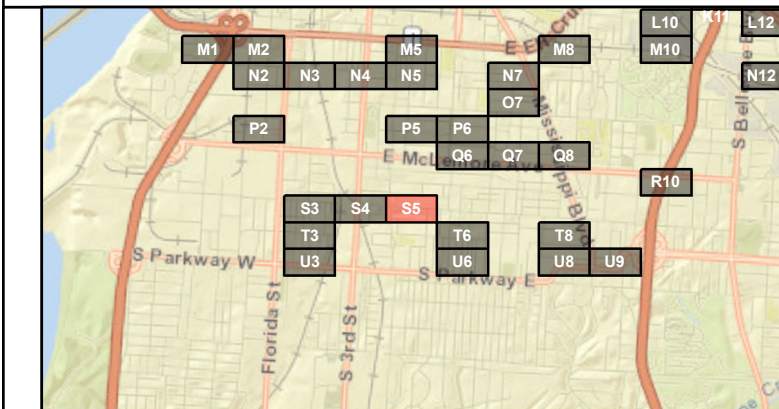
Page 60 of 68

Note: Recorded manhole rim to invert measurements are indicated below the Facility ID. Point Repair locations are approximate. Maps have some overlap with other map pages.





T6



Current Grid: S5

### Manhole Rehab

- Cement Coating (0)
- Repair Bench/Channel (0)
- ▲ Cementitious Coating and Repair Bench/Channel (0)
- Structurally Repair Manhole (0)

### Pipe Rehab

- ➡ Gravity Main for Replacement (1)

- Install New Manhole (Rehab By Others)
- ⊙ Manhole (Rehab By Others)
- Manhole (No Rehab)
- ➡ Gravity Main (Rehab By Others)
- ➡ Gravity Main (No Rehab)



0 25 50 75 100  
Feet  
1 inch = 100 feet



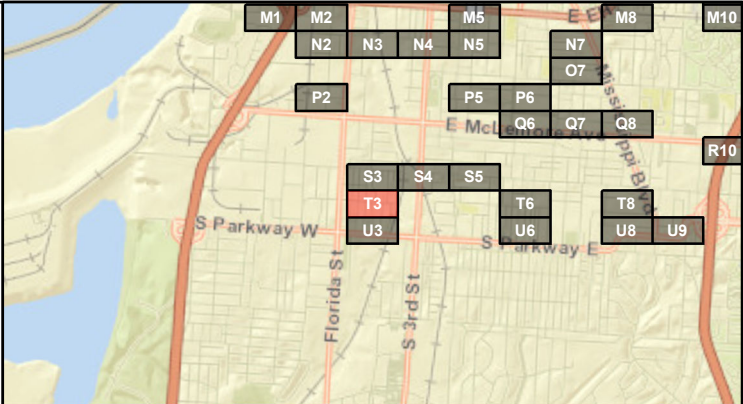
**BLACK & VEATCH**  
Building a world of difference.

## SARP10 Rehabilitation Project Group 4 Relay Grid S5

Page 61 of 68

Note: Recorded manhole rim to invert measurements are indicated below the Facility ID. Point Repair locations are approximate. Maps have some overlap with other map pages.





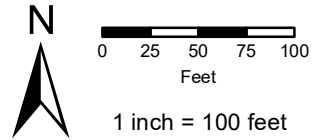
### Manhole Rehab

- Cement Coating (0)
- Repair Bench/Channel (0)
- ▲ Cementitious Coating and Repair Bench/Channel (0)
- Structurally Repair Manhole (0)

### Pipe Rehab

- Gravity Main for Replacement (1)

- Install New Manhole (Rehab By Others)
- Manhole (Rehab By Others)
- Manhole (No Rehab)
- Gravity Main (Rehab By Others)
- Gravity Main (No Rehab)

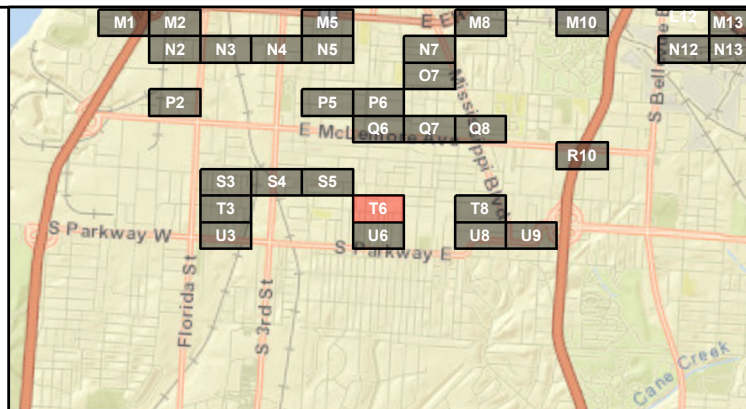


## SARP10 Rehabilitation Project Group 4 Relay Grid T3





U6



Current Grid: T6

### Manhole Rehab

- Cement Coating (0)
- Repair Bench/Channel (0)
- ▲ Cementitious Coating and Repair Bench/Channel (0)
- Structurally Repair Manhole (0)

### Pipe Rehab

- Gravity Main for Replacement (2)

- Install New Manhole (Rehab By Others)
- ⊙ Manhole (Rehab By Others)
- Manhole (No Rehab)
- Gravity Main (Rehab By Others)
- Gravity Main (No Rehab)



0 25 50 75 100  
Feet  
1 inch = 100 feet



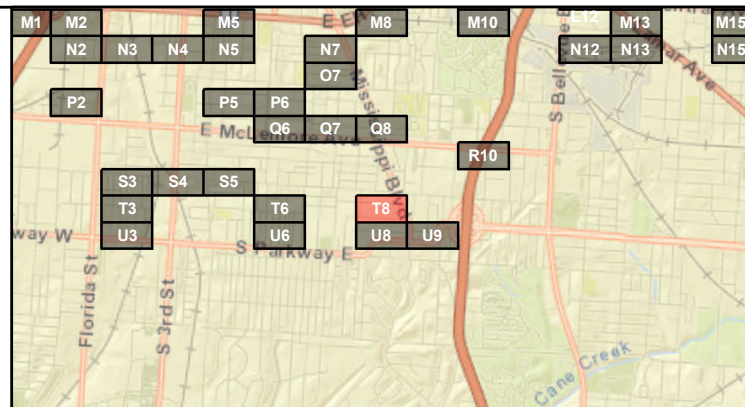
**BLACK & VEATCH**  
Building a world of difference.

## SARP10 Rehabilitation Project Group 4 Relay Grid T6

Page 63 of 68

Note: Recorded manhole rim to invert measurements are indicated below the Facility ID. Point Repair locations are approximate. Maps have some overlap with other map pages.





Current Grid: T8

### Manhole Rehab

- Cement Coating (0)
- Repair Bench/Channel (0)
- ▲ Cementitious Coating and Repair Bench/Channel (0)
- Structurally Repair Manhole (0)

### Pipe Rehab

- ➡ Gravity Main for Replacement (2)

- Install New Manhole (Rehab By Others)
- ⊙ Manhole (Rehab By Others)
- Manhole (No Rehab)
- ➡ Gravity Main (Rehab By Others)
- ➡ Gravity Main (No Rehab)



0 25 50 75 100  
Feet

1 inch = 100 feet



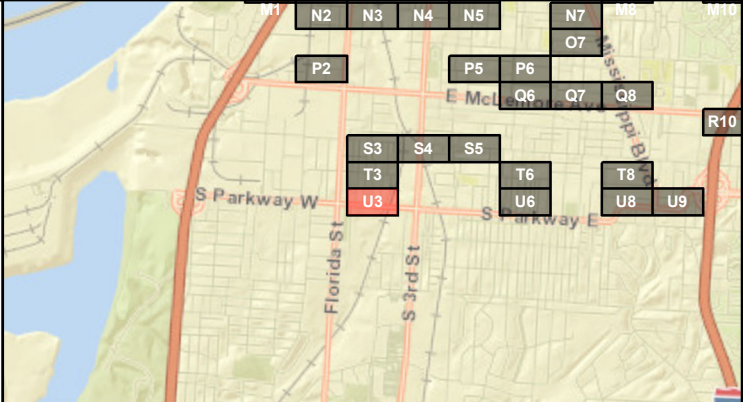
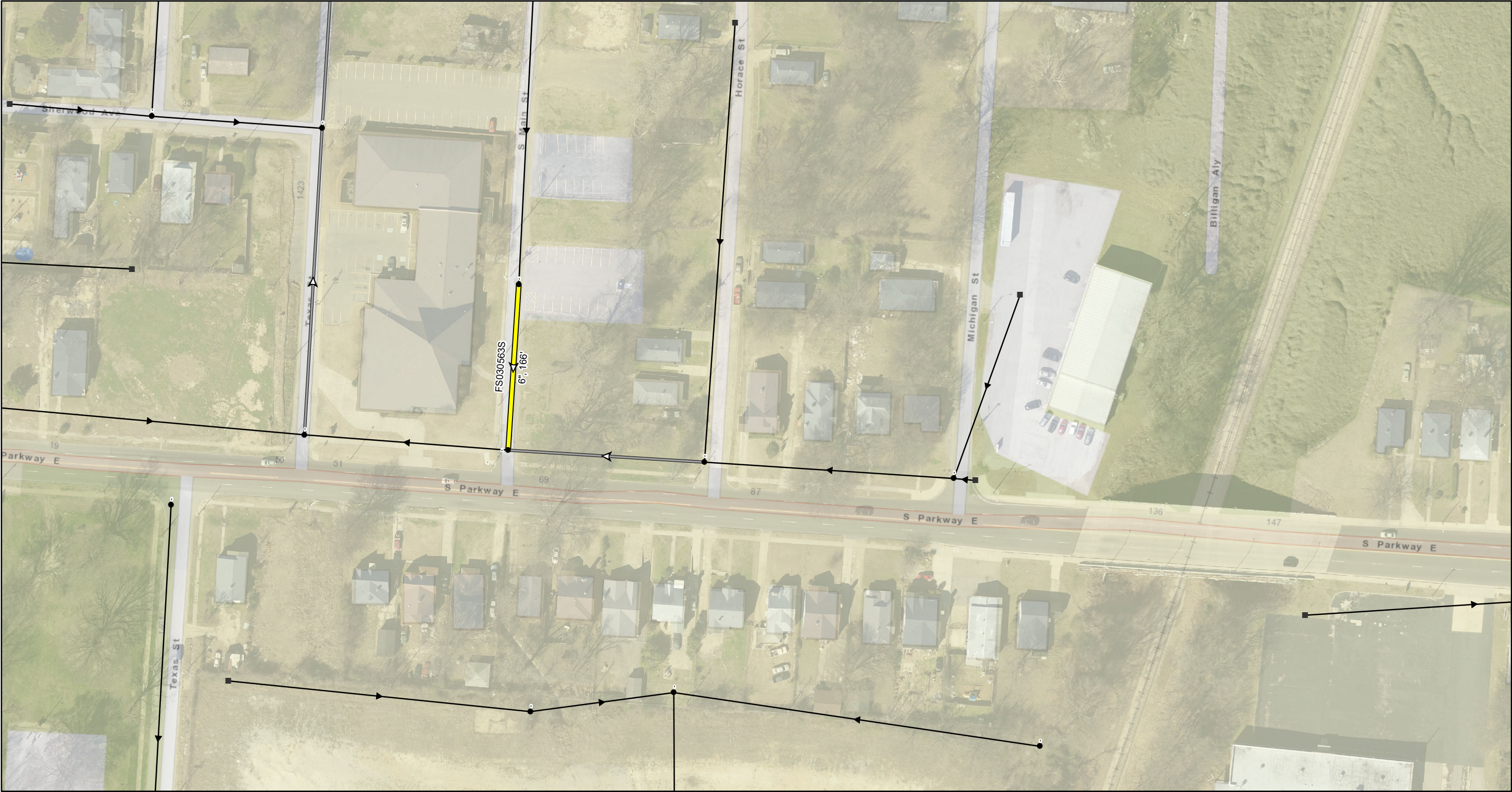
**BLACK & VEATCH**  
Building a world of difference.

## SARP10 Rehabilitation Project Group 4 Relay Grid T8

Page 64 of 68

Note: Recorded manhole rim to invert measurements are indicated below the Facility ID. Point Repair locations are approximate. Maps have some overlap with other map pages.





Current Grid: U3

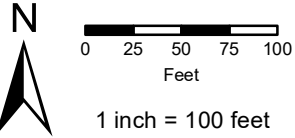
**Manhole Rehab**

- Cement Coating (0)
- Repair Bench/Channel (0)
- ▲ Cementitious Coating and Repair Bench/Channel (0)
- Structurally Repair Manhole (0)

**Pipe Rehab**

- Gravity Main for Replacement (1)

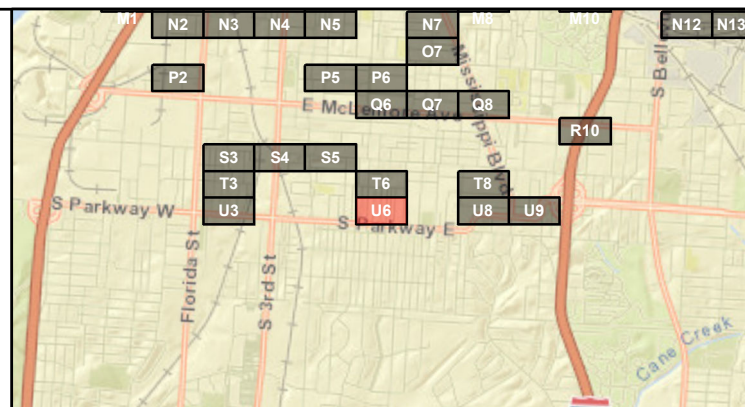
- Install New Manhole (Rehab By Others)
- ⊙ Manhole (Rehab By Others)
- Manhole (No Rehab)
- Gravity Main (Rehab By Others)
- Gravity Main (No Rehab)



**SARP10 Rehabilitation Project  
Group 4 Relay  
Grid U3**

Note: Recorded manhole rim to invert measurements are indicated below the Facility ID. Point Repair locations are approximate. Maps have some overlap with other map pages.





Current Grid: U6

### Manhole Rehab

- Cement Coating (0)
- Repair Bench/Channel (0)
- ▲ Cementitious Coating and Repair Bench/Channel (0)
- Structurally Repair Manhole (0)

### Pipe Rehab

- Gravity Main for Replacement (2)

- Install New Manhole (Rehab By Others)
- ⊙ Manhole (Rehab By Others)
- Manhole (No Rehab)
- Gravity Main (Rehab By Others)
- Gravity Main (No Rehab)



0 25 50 75 100  
Feet

1 inch = 100 feet



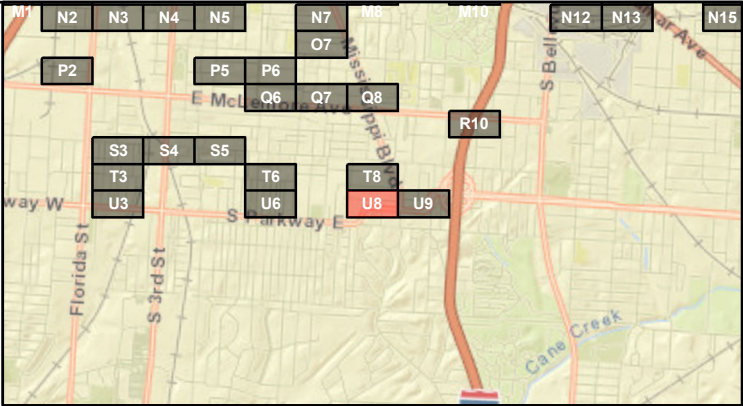
**BLACK & VEATCH**  
Building a world of difference.

## SARP10 Rehabilitation Project Group 4 Relay Grid U6

Page 66 of 68

Note: Recorded manhole rim to invert measurements are indicated below the Facility ID. Point Repair locations are approximate. Maps have some overlap with other map pages.





Current Grid: U8

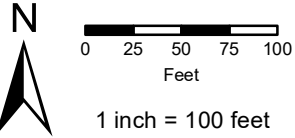
**Manhole Rehab**

- Cement Coating (0)
- Repair Bench/Channel (0)
- ▲ Cementitious Coating and Repair Bench/Channel (0)
- Structurally Repair Manhole (0)

**Pipe Rehab**

- Gravity Main for Replacement (2)

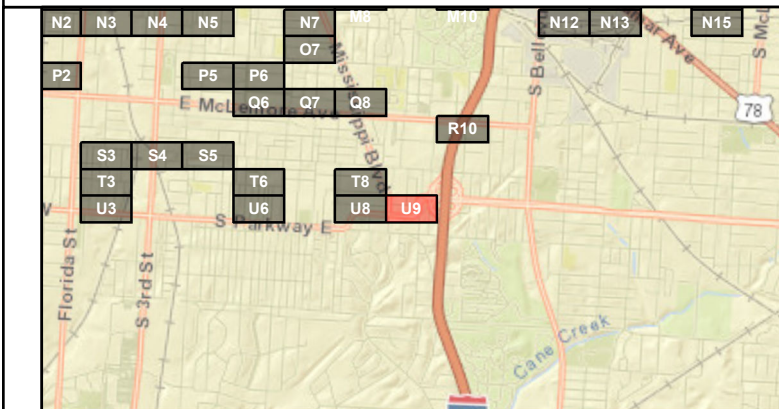
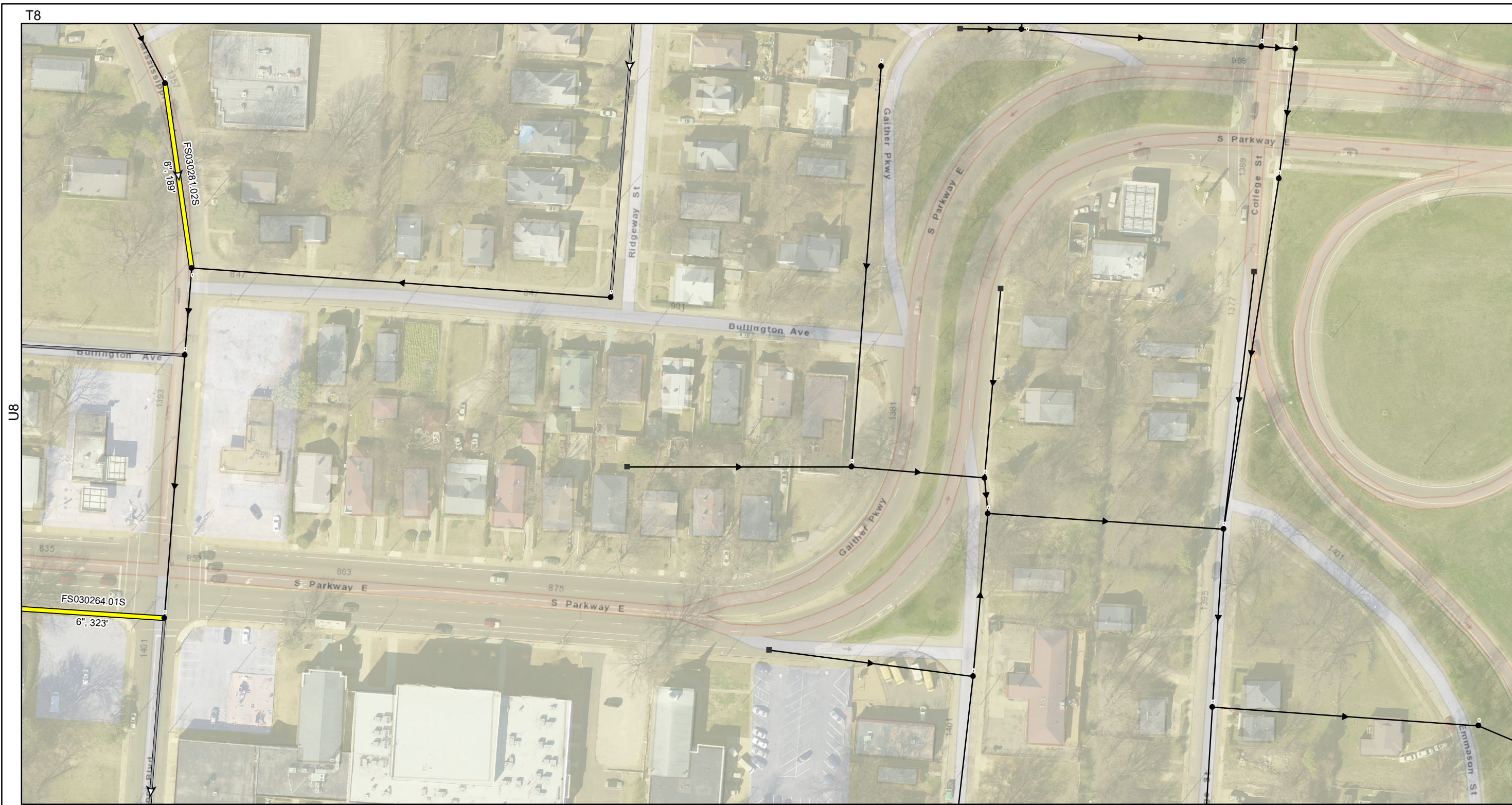
- Install New Manhole (Rehab By Others)
- ⊙ Manhole (Rehab By Others)
- Manhole (No Rehab)
- Gravity Main (Rehab By Others)
- Gravity Main (No Rehab)



**SARP10 Rehabilitation Project  
Group 4 Relay  
Grid U8**

Note: Recorded manhole rim to invert measurements are indicated below the Facility ID. Point Repair locations are approximate. Maps have some overlap with other map pages.





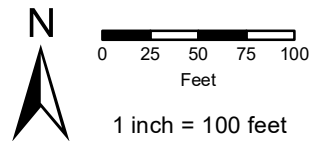
### Manhole Rehab

- Cement Coating (0)
- Repair Bench/Channel (0)
- ▲ Cementitious Coating and Repair Bench/Channel (0)
- Structurally Repair Manhole (0)

### Pipe Rehab

- ▬ Gravity Main for Replacement (2)

- Install New Manhole (Rehab By Others)
- ⊙ Manhole (Rehab By Others)
- Manhole (No Rehab)
- ▬ Gravity Main (Rehab By Others)
- ▬ Gravity Main (No Rehab)



## SARP10 Rehabilitation Project Group 4 Relay Grid U9

Page 68 of 68

Current Grid: U9

Note: Recorded manhole rim to invert measurements are indicated below the Facility ID. Point Repair locations are approximate. Maps have some overlap with other map pages.