

Manhole Rehab

- Install New Manhole (10)
- Install Inside Drop (0)
- Cementitious Coating (3)
- Repair Bench/Channel (0)
- ▲ Cementitious Coating and Install Inside Drop (0)
- ▲ Cementitious Coating and Repair Bench/Channel (1)
- Repair Bench/Channel and Install Inside Drop (0)
- Structurally Replace Manhole (1)

➤ Mainline Relay (58)

● Manhole (No Rehab)
 → Gravity Main (No Rehab)



SARP10 Rehabilitation Project Group 3 Relay

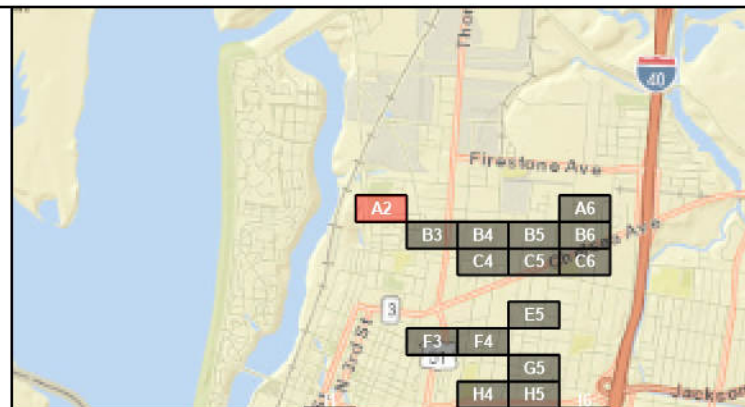
Overview

Current Grid:

Note: Recorded manhole rim to invert measurements are indicated below the Facility ID. Point Repair locations are approximate. Maps have some overlap with other map pages.



B3



Current Grid: A2

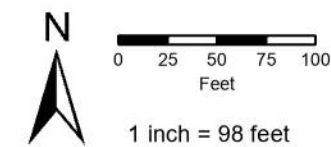
Manhole Rehab

- Install New Manhole (0)
- Install Inside Drop (0)
- Cementitious Coating (0)
- Repair Bench/Channel (0)
- ▲ Cementitious Coating and Install Inside Drop (0)
- ▲ Cementitious Coating and Repair Bench/Channel (0)
- Repair Bench/Channel and Install Inside Drop (0)
- Structurally Replace Manhole (0)

Pipe Rehab

- ➔ Mainline Relay (1)

- ⊙ Manhole (Rehab By Others)
- Manhole (No Rehab)
- ➔ Gravity Main (Rehab By Others)
- ➔ Gravity Main (No Rehab)



SARP10 Rehabilitation Project Group 3 Relay Grid A2

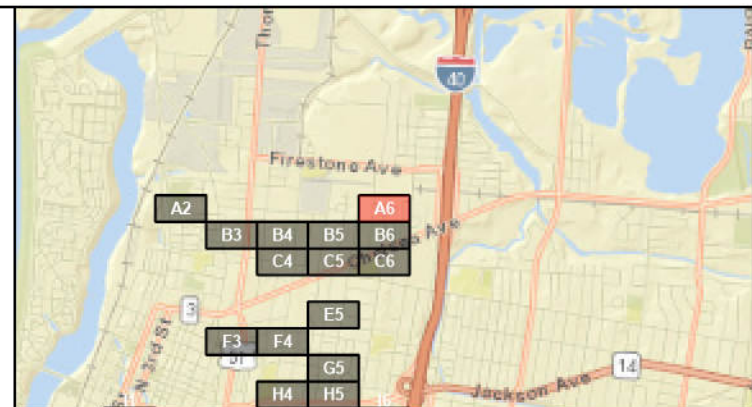
Page 1 of 54

Note: Recorded manhole rim to invert measurements are indicated below the Facility ID. Point Repair locations are approximate. Maps have some overlap with other map pages.



B5

B6




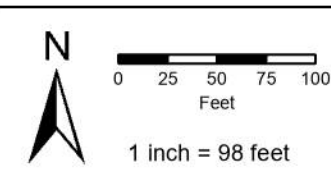
Current Grid: A6

Manhole Rehab

- Install New Manhole (0)
- Install Inside Drop (0)
- Cementitious Coating (0)
- Repair Bench/Channel (0)
- ▲ Cementitious Coating and Install Inside Drop (0)
- ▲ Cementitious Coating and Repair Bench/Channel (0)
- Repair Bench/Channel and Install Inside Drop (0)
- Structurally Replace Manhole (0)

Pipe Rehab

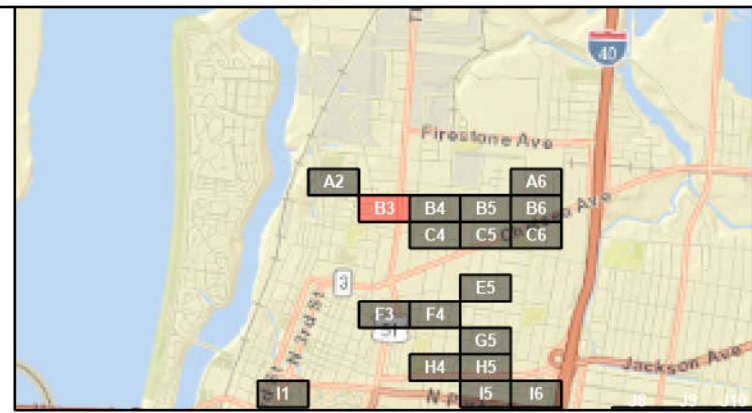
- ➔ Mainline Relay (1)
- Manhole (Rehab By Others)
- Manhole (No Rehab)
- ➔ Gravity Main (Rehab By Others)
- ➔ Gravity Main (No Rehab)



**SARP10 Rehabilitation Project
Group 3 Relay
Grid A6**

Page 2 of 54

Note: Recorded manhole rim to invert measurements are indicated below the Facility ID. Point Repair locations are approximate. Maps have some overlap with other map pages.



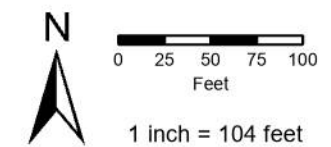
Manhole Rehab

- Install New Manhole (0)
- Install Inside Drop (0)
- Cementitious Coating (0)
- Repair Bench/Channel (0)
- ▲ Cementitious Coating and Install Inside Drop (0)
- ▲ Cementitious Coating and Repair Bench/Channel (1)
- Repair Bench/Channel and Install Inside Drop (0)
- Structurally Replace Manhole (0)

Pipe Rehab

- ➔ Mainline Relay (1)

- ⊙ Manhole (Rehab By Others)
- Manhole (No Rehab)
- ➔ Gravity Main (Rehab By Others)
- ➔ Gravity Main (No Rehab)

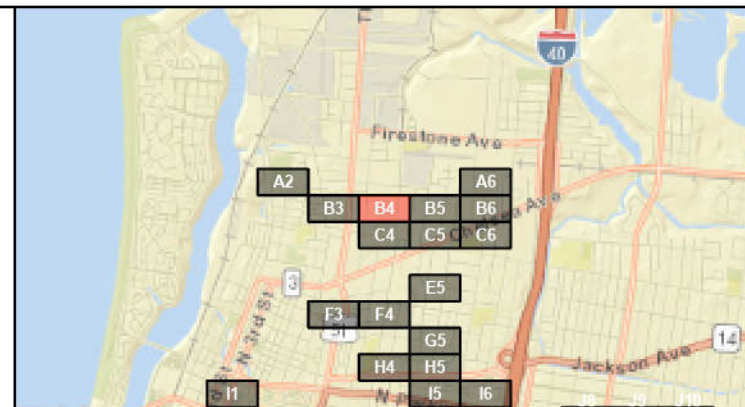


SARP10 Rehabilitation Project Group 3 Relay Grid B3



C4

C5



Current Grid: B4

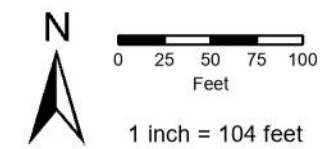
Manhole Rehab

- Install New Manhole (0)
- Install Inside Drop (0)
- Cementitious Coating (0)
- Repair Bench/Channel (0)
- ▲ Cementitious Coating and Install Inside Drop (0)
- ▲ Cementitious Coating and Repair Bench/Channel (0)
- Repair Bench/Channel and Install Inside Drop (0)
- Structurally Replace Manhole (0)

Pipe Rehab

- Mainline Relay (1)

- Manhole (Rehab By Others)
- Manhole (No Rehab)
- Gravity Main (Rehab By Others)
- Gravity Main (No Rehab)



SARP10 Rehabilitation Project Group 3 Relay Grid B4

Page 4 of 54

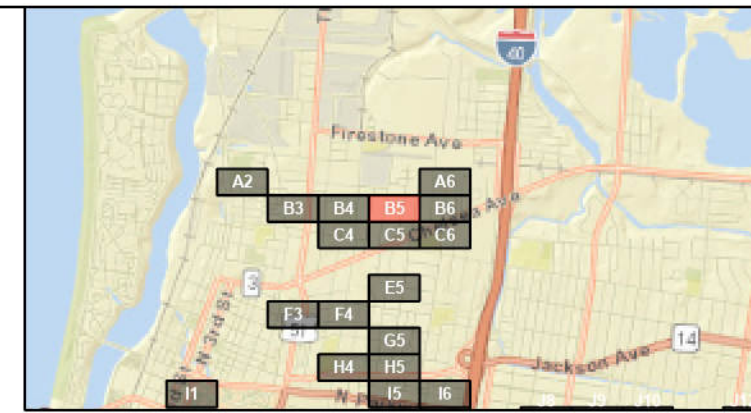
Note: Recorded manhole rim to invert measurements are indicated below the Facility ID. Point Repair locations are approximate. Maps have some overlap with other map pages.



C4

C5

C6



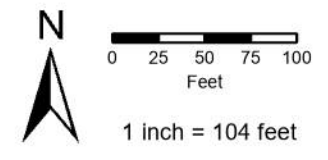
Current Grid: B5

Manhole Rehab

- Install New Manhole (0)
- Install Inside Drop (0)
- Cementitious Coating (0)
- Repair Bench/Channel (0)
- ▲ Cementitious Coating and Install Inside Drop (0)
- ▲ Cementitious Coating and Repair Bench/Channel (0)
- Repair Bench/Channel and Install Inside Drop (0)
- Structurally Replace Manhole (0)

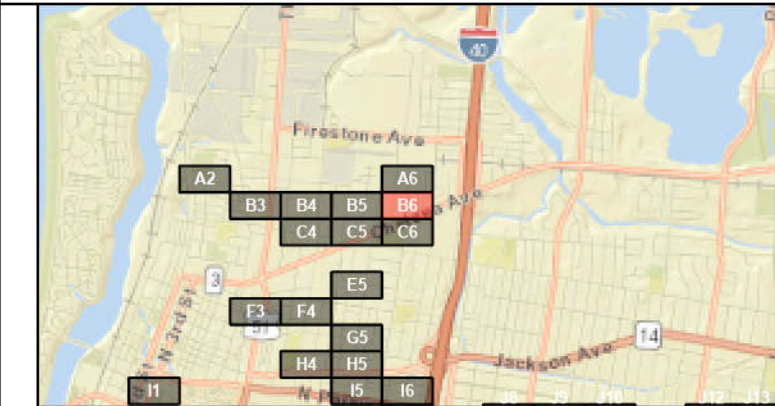
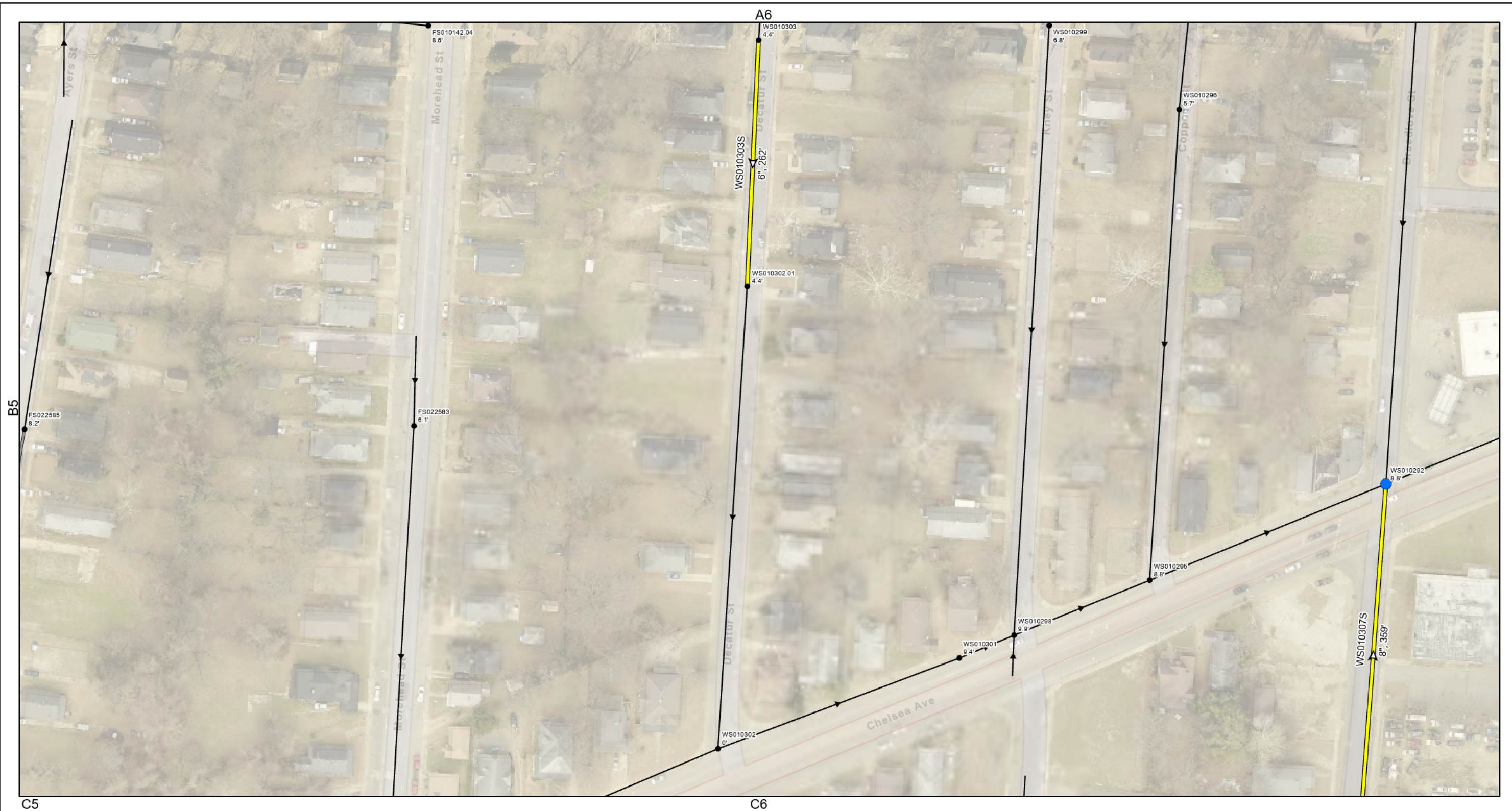
Pipe Rehab

- Mainline Relay (1)
- Manhole (Rehab By Others)
- Manhole (No Rehab)
- Gravity Main (Rehab By Others)
- Gravity Main (No Rehab)



SARP10 Rehabilitation Project
Group 3 Relay
Grid B5

Note: Recorded manhole rim to invert measurements are indicated below the Facility ID. Point Repair locations are approximate. Maps have some overlap with other map pages.



Current Grid: B6

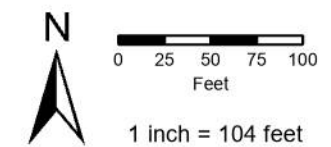
Manhole Rehab

- Install New Manhole (0)
- Install Inside Drop (0)
- Cementitious Coating (1)
- Repair Bench/Channel (0)
- ▲ Cementitious Coating and Install Inside Drop (0)
- ▲ Cementitious Coating and Repair Bench/Channel (0)
- Repair Bench/Channel and Install Inside Drop (0)
- Structurally Replace Manhole (0)

Pipe Rehab

- ➔ Mainline Relay (2)

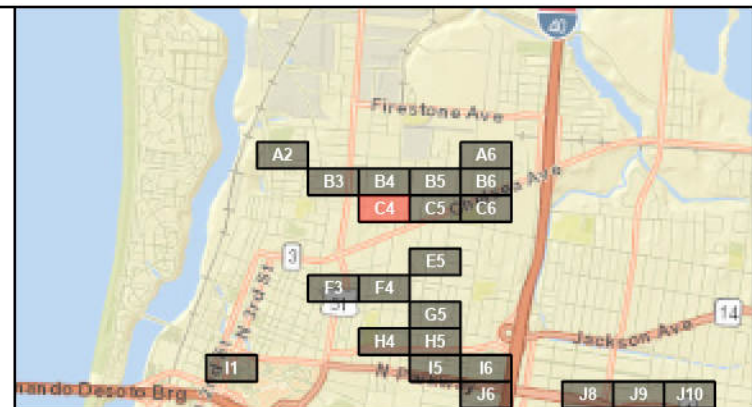
- Manhole (Rehab By Others)
- Manhole (No Rehab)
- ➔ Gravity Main (Rehab By Others)
- ➔ Gravity Main (No Rehab)



SARP10 Rehabilitation Project Group 3 Relay Grid B6

Page 6 of 54

Note: Recorded manhole rim to invert measurements are indicated below the Facility ID. Point Repair locations are approximate. Maps have some overlap with other map pages.



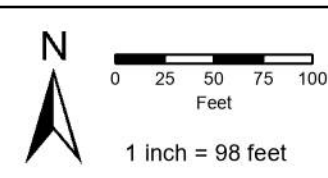
Current Grid: C4

Manhole Rehab

- Install New Manhole (0)
- Install Inside Drop (0)
- Cementitious Coating (0)
- Repair Bench/Channel (0)
- ▲ Cementitious Coating and Install Inside Drop (0)
- ▲ Cementitious Coating and Repair Bench/Channel (0)
- Repair Bench/Channel and Install Inside Drop (0)
- Structurally Replace Manhole (0)

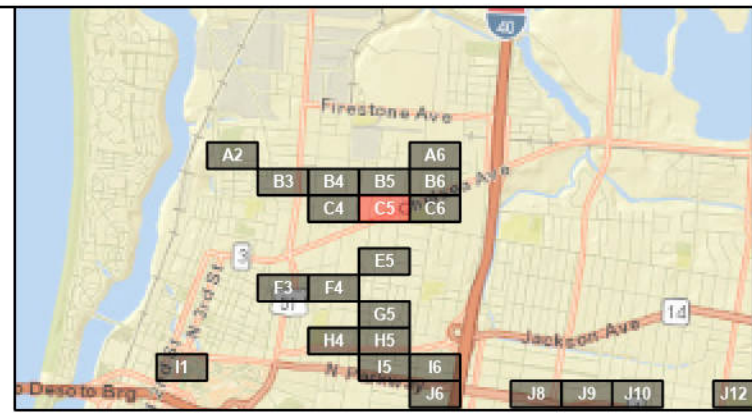
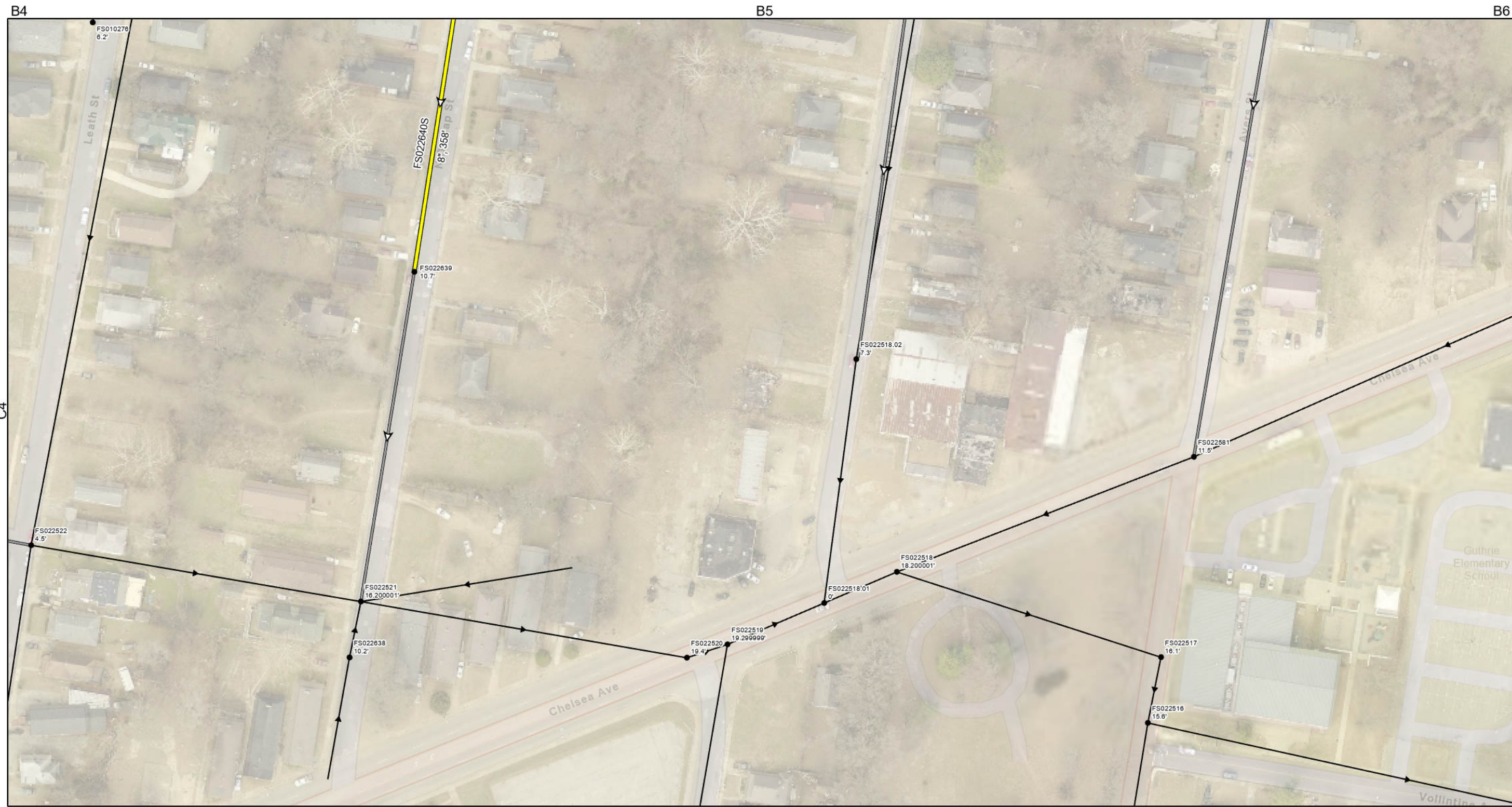
Pipe Rehab

- Mainline Relay (1)
- Manhole (Rehab By Others)
- Manhole (No Rehab)
- Gravity Main (Rehab By Others)
- Gravity Main (No Rehab)



**SARP10 Rehabilitation Project
Group 3 Relay
Grid C4**

Note: Recorded manhole rim to invert measurements are indicated below the Facility ID. Point Repair locations are approximate. Maps have some overlap with other map pages.



Current Grid: C5

Manhole Rehab

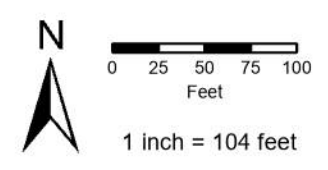
- Install New Manhole (0)
- Install Inside Drop (0)
- Cementitious Coating (0)
- Repair Bench/Channel (0)
- ▲ Cementitious Coating and Install Inside Drop (0)
- ▲ Cementitious Coating and Repair Bench/Channel (0)
- Repair Bench/Channel and Install Inside Drop (0)
- Structurally Replace Manhole (0)

Pipe Rehab

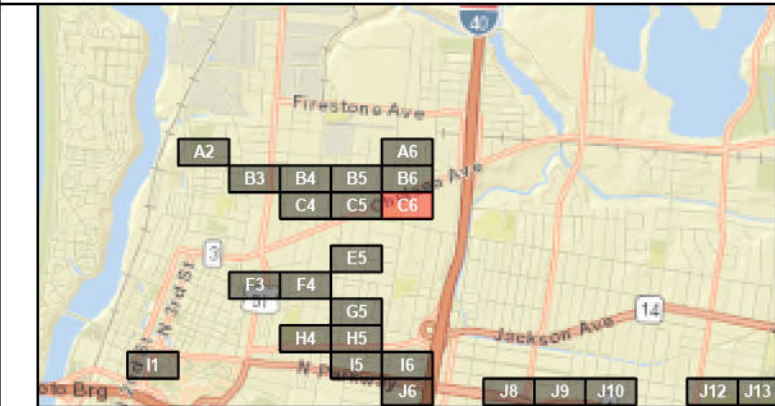
- ➡ Mainline Relay (1)

- ⊙ Manhole (Rehab By Others)
- Manhole (No Rehab)
- ➡ Gravity Main (Rehab By Others)
- ➡ Gravity Main (No Rehab)

Note: Recorded manhole rim to invert measurements are indicated below the Facility ID. Point Repair locations are approximate. Maps have some overlap with other map pages.



**SARP10 Rehabilitation Project
Group 3 Relay
Grid C5**



Current Grid: C6

Manhole Rehab

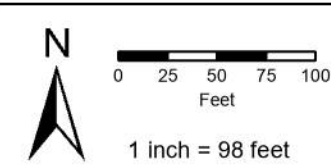
- Install New Manhole (0)
- Install Inside Drop (0)
- Cementitious Coating (0)
- Repair Bench/Channel (0)
- ▲ Cementitious Coating and Install Inside Drop (0)
- ▲ Cementitious Coating and Repair Bench/Channel (0)
- Repair Bench/Channel and Install Inside Drop (0)
- Structurally Replace Manhole (0)

Pipe Rehab

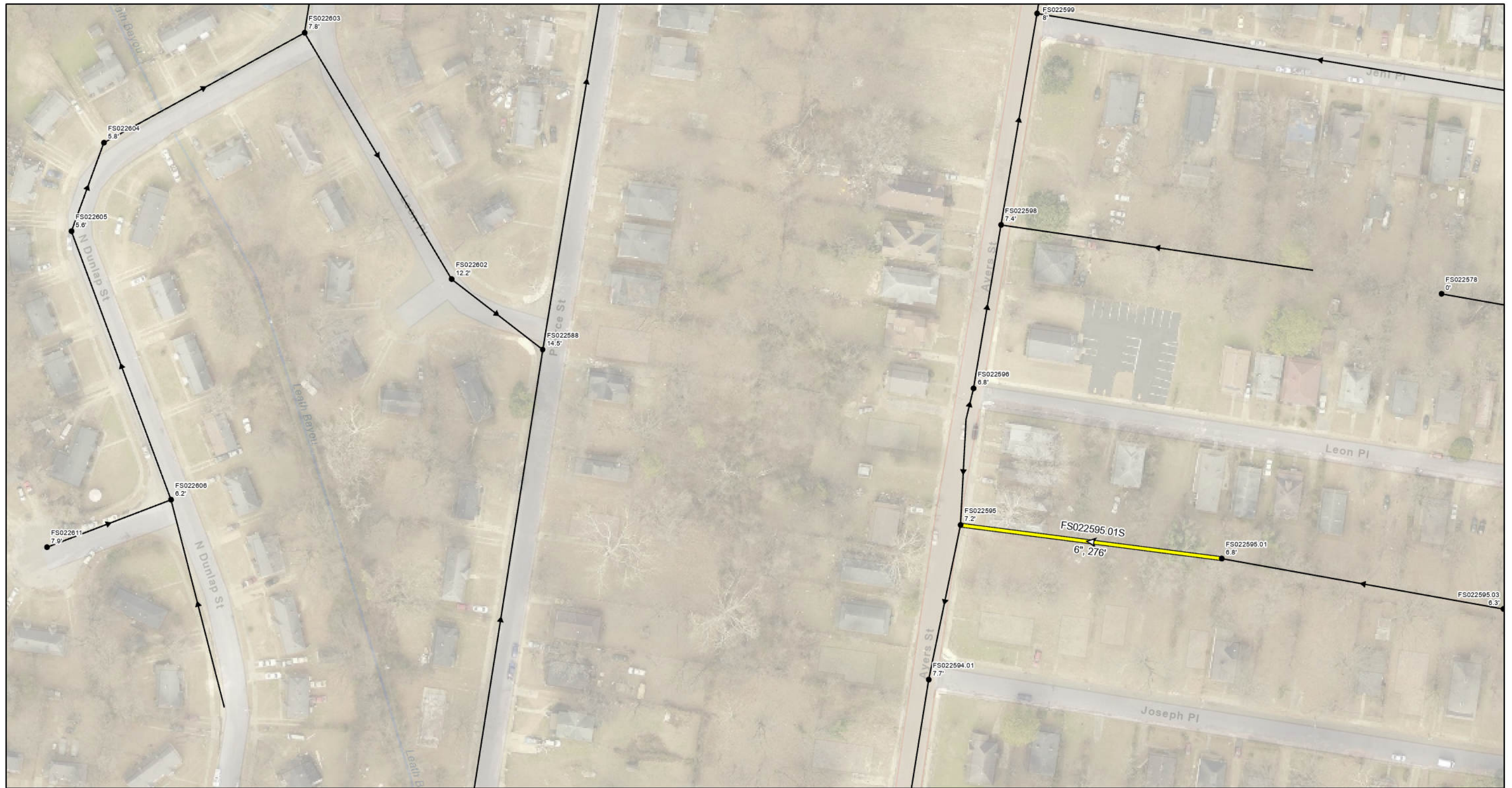
- ➔ Mainline Relay (1)

- ⊙ Manhole (Rehab By Others)
- Manhole (No Rehab)
- ➔ Gravity Main (Rehab By Others)
- ➔ Gravity Main (No Rehab)

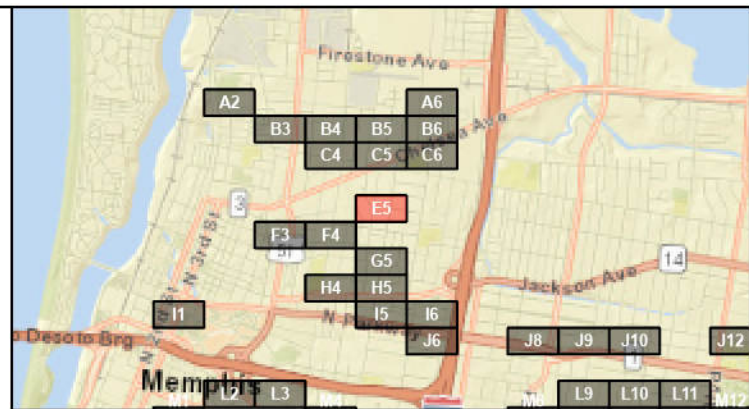
Note: Recorded manhole rim to invert measurements are indicated below the Facility ID. Point Repair locations are approximate. Maps have some overlap with other map pages.



SARP10 Rehabilitation Project Group 3 Relay Grid C6



F4



Current Grid: E5

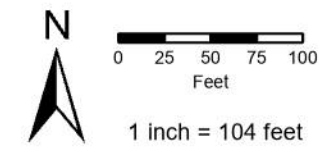
Manhole Rehab

- Install New Manhole (0)
- Install Inside Drop (0)
- Cementitious Coating (0)
- Repair Bench/Channel (0)
- ▲ Cementitious Coating and Install Inside Drop (0)
- ▲ Cementitious Coating and Repair Bench/Channel (0)
- Repair Bench/Channel and Install Inside Drop (0)
- Structurally Replace Manhole (0)

Pipe Rehab

- ➔ Mainline Relay (1)

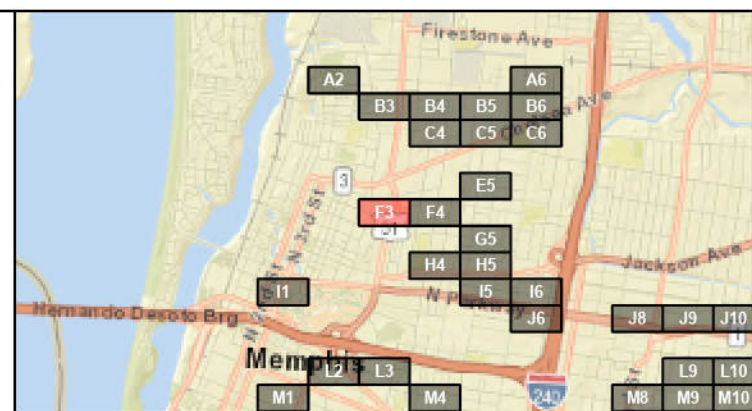
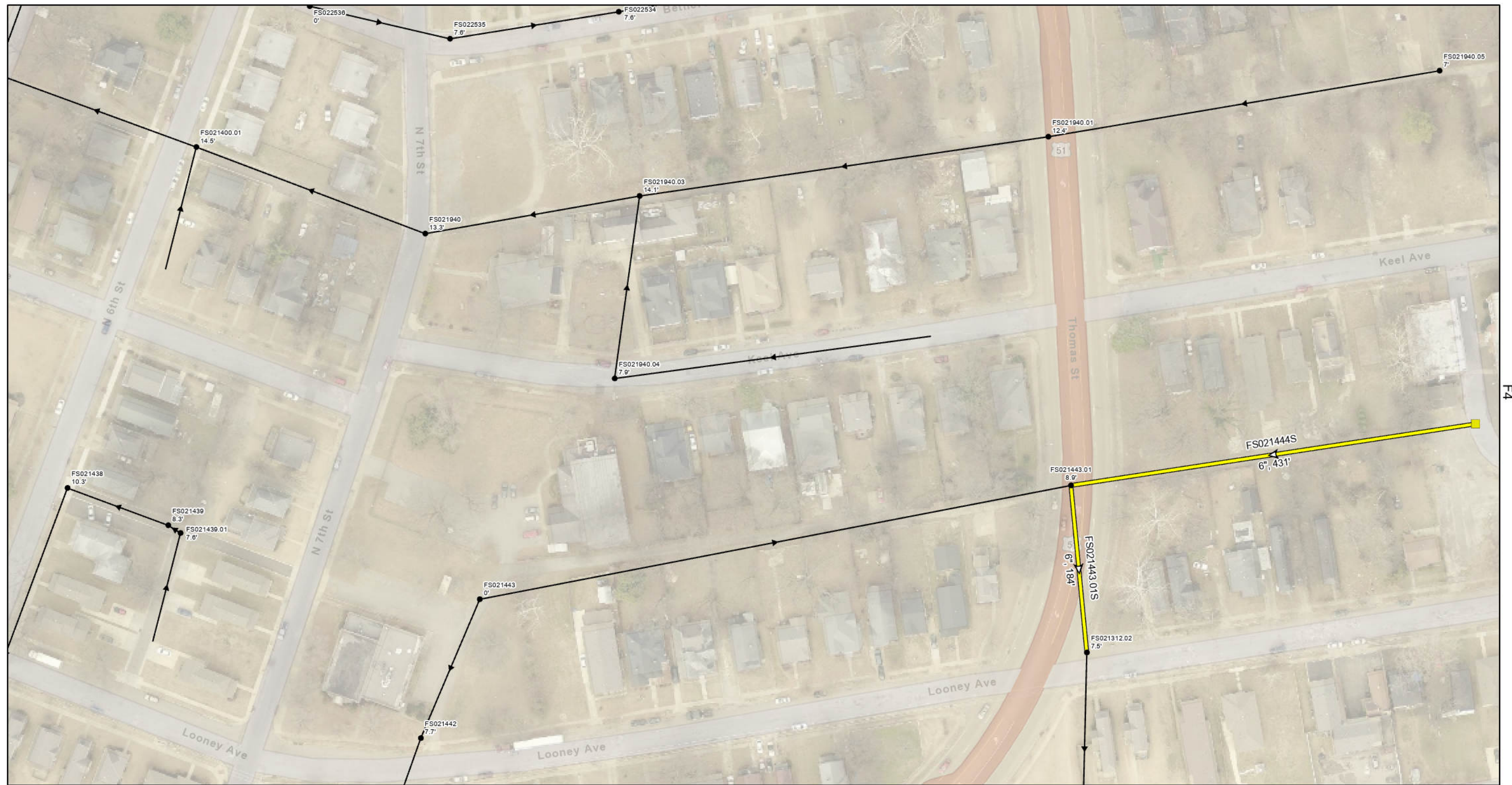
- ⊙ Manhole (Rehab By Others)
- Manhole (No Rehab)
- ➔ Gravity Main (Rehab By Others)
- ➔ Gravity Main (No Rehab)



SARP10 Rehabilitation Project Group 3 Relay Grid E5

Page 10 of 54

Note: Recorded manhole rim to invert measurements are indicated below the Facility ID. Point Repair locations are approximate. Maps have some overlap with other map pages.



Current Grid: F3

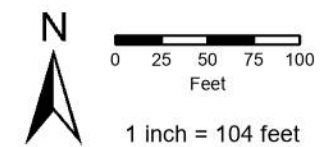
Manhole Rehab

- Install New Manhole (1)
- Install Inside Drop (0)
- Cementitious Coating (0)
- Repair Bench/Channel (0)
- ▲ Cementitious Coating and Install Inside Drop (0)
- ▲ Cementitious Coating and Repair Bench/Channel (0)
- Repair Bench/Channel and Install Inside Drop (0)
- Structurally Replace Manhole (0)

Pipe Rehab

- ➔ Mainline Relay (2)

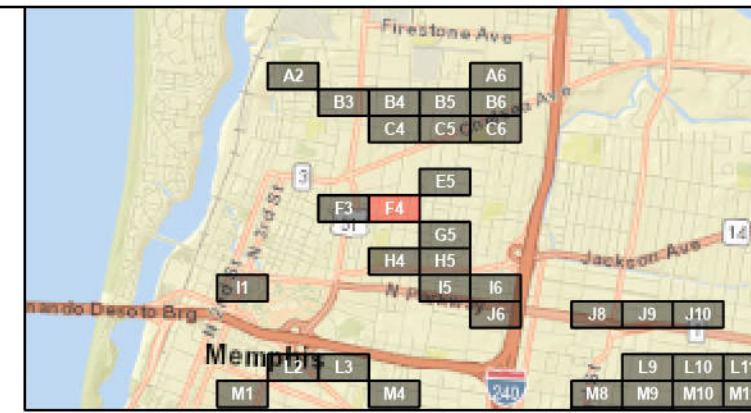
- Manhole (Rehab By Others)
- Manhole (No Rehab)
- ➔ Gravity Main (Rehab By Others)
- ➔ Gravity Main (No Rehab)



SARP10 Rehabilitation Project Group 3 Relay Grid F3

Page 11 of 54

Note: Recorded manhole rim to invert measurements are indicated below the Facility ID. Point Repair locations are approximate. Maps have some overlap with other map pages.



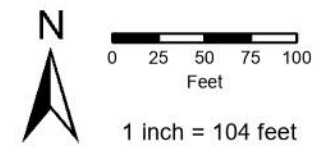
Current Grid: F4

Manhole Rehab

- Install New Manhole (2)
- Install Inside Drop (0)
- Cementitious Coating (0)
- Repair Bench/Channel (0)
- ▲ Cementitious Coating and Install Inside Drop (0)
- ▲ Cementitious Coating and Repair Bench/Channel (0)
- Repair Bench/Channel and Install Inside Drop (0)
- Structurally Replace Manhole (0)

Pipe Rehab

- Mainline Relay (2)
- Manhole (Rehab By Others)
- Manhole (No Rehab)
- Gravity Main (Rehab By Others)
- Gravity Main (No Rehab)

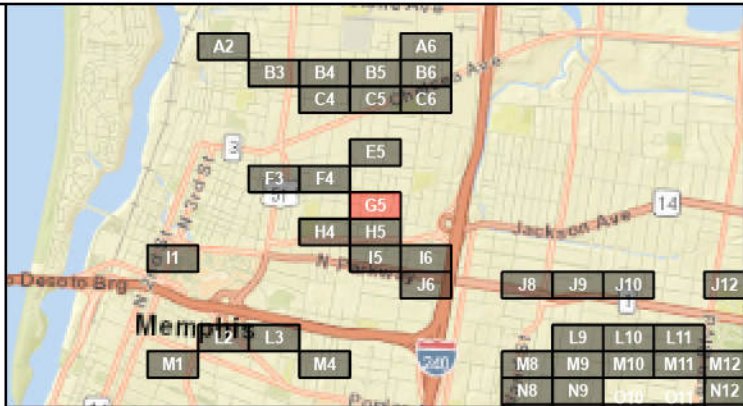
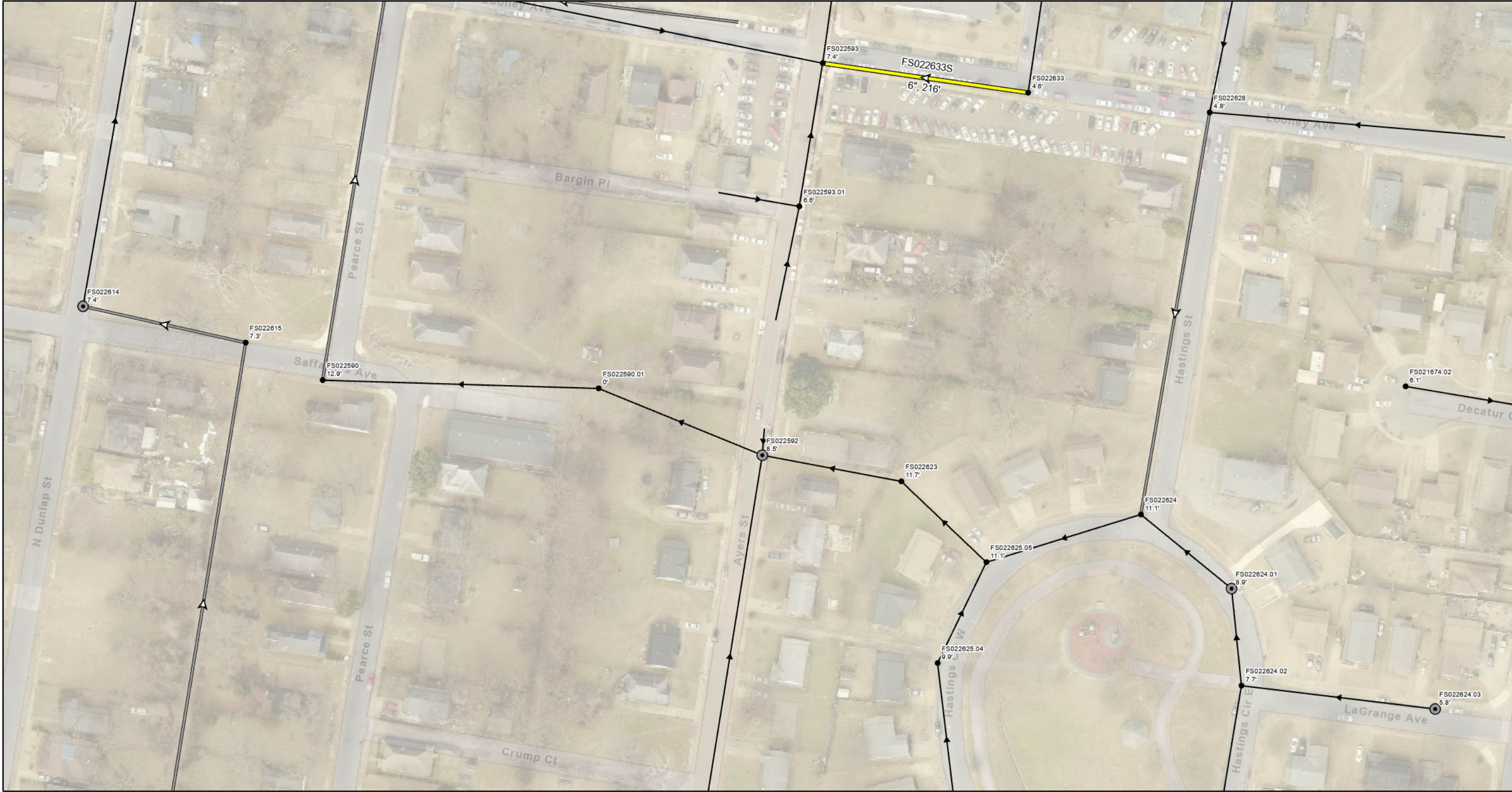


SARP10 Rehabilitation Project

Group 3 Relay

Grid F4

Note: Recorded manhole rim to invert measurements are indicated below the Facility ID. Point Repair locations are approximate. Maps have some overlap with other map pages.



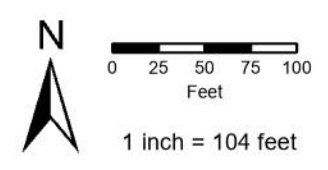
Current Grid: G5

Manhole Rehab

- Install New Manhole (0)
- Install Inside Drop (0)
- Cementitious Coating (0)
- Repair Bench/Channel (0)
- ▲ Cementitious Coating and Install Inside Drop (0)
- ▲ Cementitious Coating and Repair Bench/Channel (0)
- Repair Bench/Channel and Install Inside Drop (0)
- Structurally Replace Manhole (0)

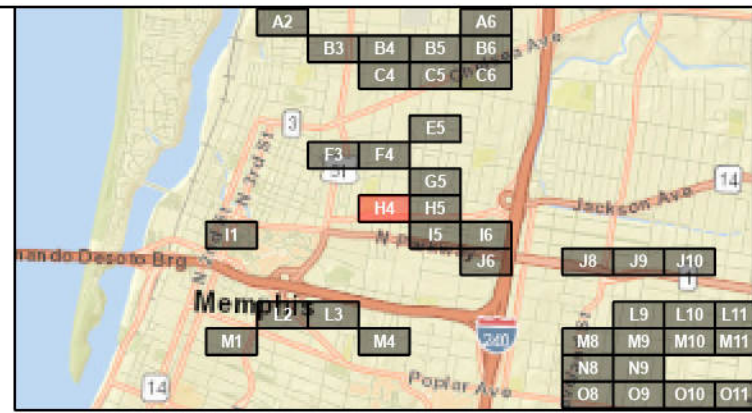
Pipe Rehab

- ➡ Mainline Relay (1)
- Manhole (Rehab By Others)
- Manhole (No Rehab)
- ➡ Gravity Main (Rehab By Others)
- ➡ Gravity Main (No Rehab)



**SARP10 Rehabilitation Project
Group 3 Relay
Grid G5**

Note: Recorded manhole rim to invert measurements are indicated below the Facility ID. Point Repair locations are approximate. Maps have some overlap with other map pages.



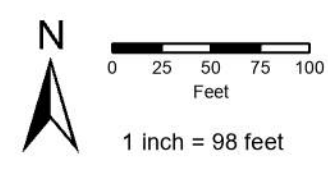
Current Grid: H4

Manhole Rehab

- Install New Manhole (0)
- Install Inside Drop (0)
- Cementitious Coating (0)
- Repair Bench/Channel (0)
- ▲ Cementitious Coating and Install Inside Drop (0)
- ▲ Cementitious Coating and Repair Bench/Channel (0)
- Repair Bench/Channel and Install Inside Drop (0)
- Structurally Replace Manhole (0)

Pipe Rehab

- ➔ Mainline Relay (1)
- Manhole (Rehab By Others)
- Manhole (No Rehab)
- ➔ Gravity Main (Rehab By Others)
- ➔ Gravity Main (No Rehab)

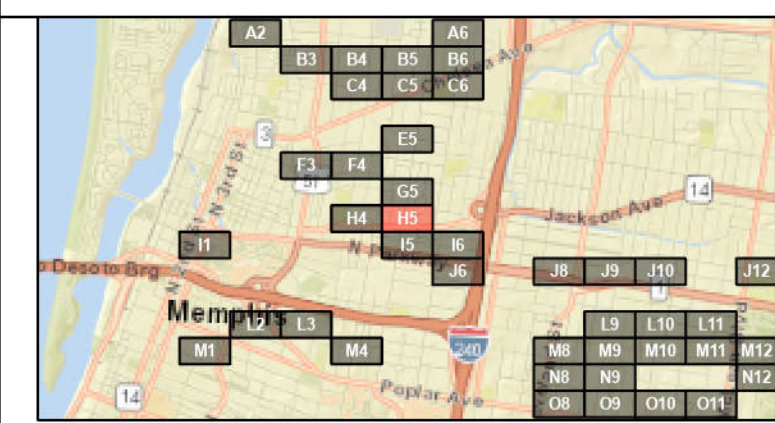
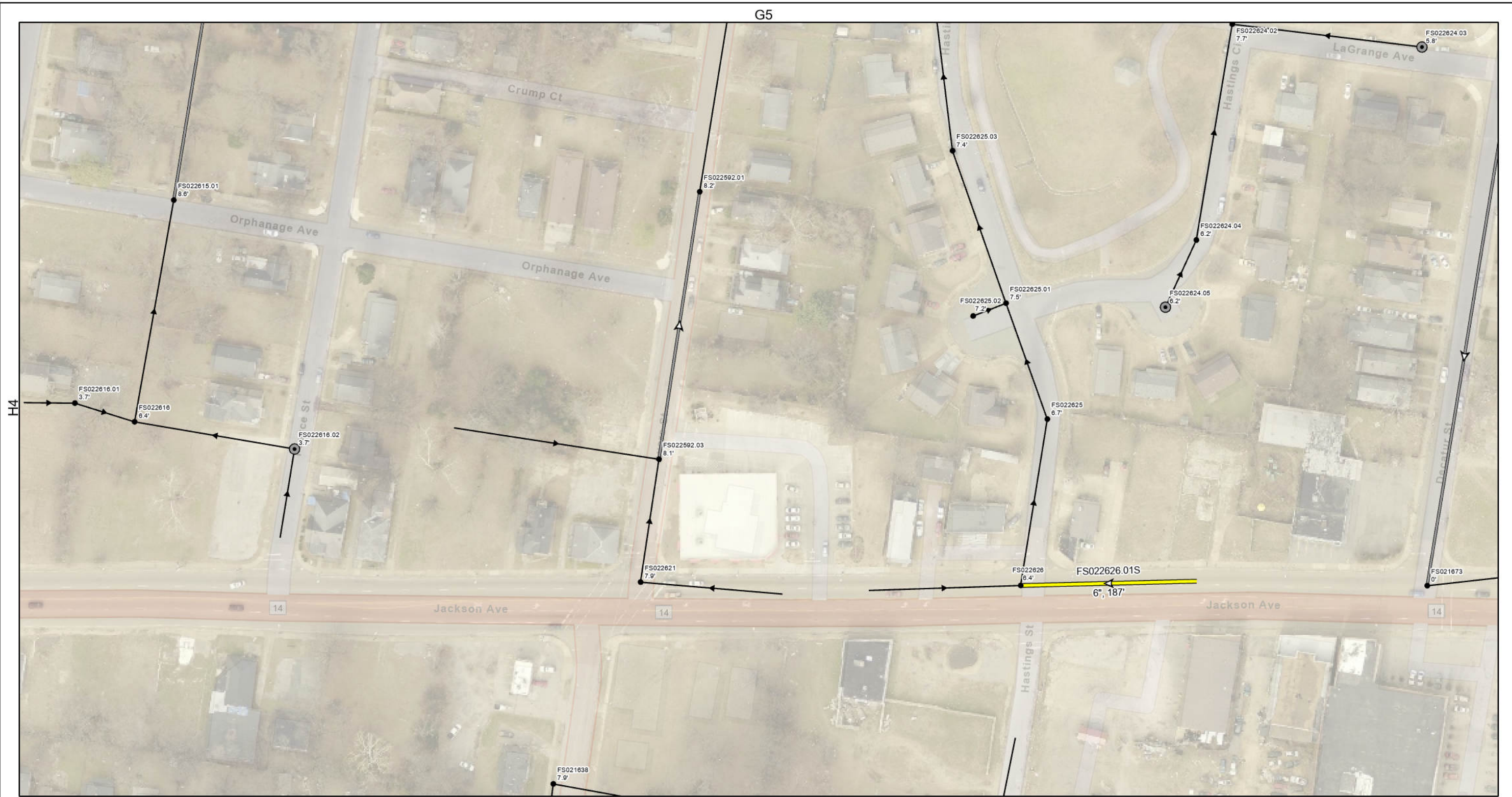


SARP10 Rehabilitation Project

Group 3 Relay

Grid H4

Note: Recorded manhole rim to invert measurements are indicated below the Facility ID. Point Repair locations are approximate. Maps have some overlap with other map pages.



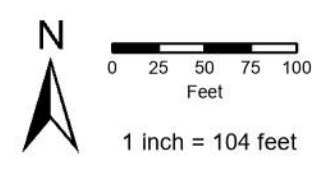
Current Grid: H5

Manhole Rehab

- Install New Manhole (0)
- Install Inside Drop (0)
- Cementitious Coating (0)
- Repair Bench/Channel (0)
- ▲ Cementitious Coating and Install Inside Drop (0)
- ▲ Cementitious Coating and Repair Bench/Channel (0)
- Repair Bench/Channel and Install Inside Drop (0)
- Structurally Replace Manhole (0)

Pipe Rehab

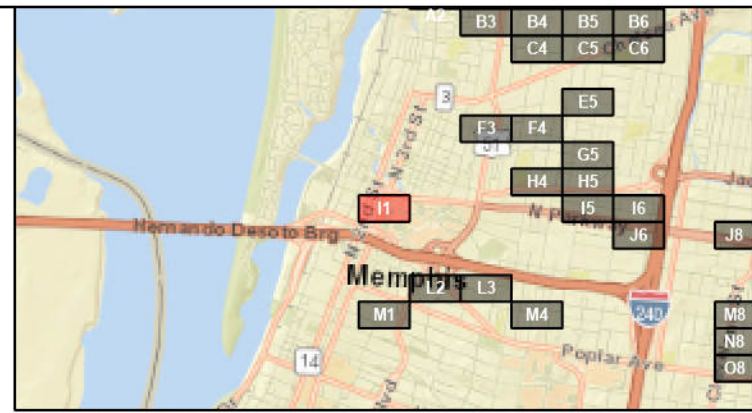
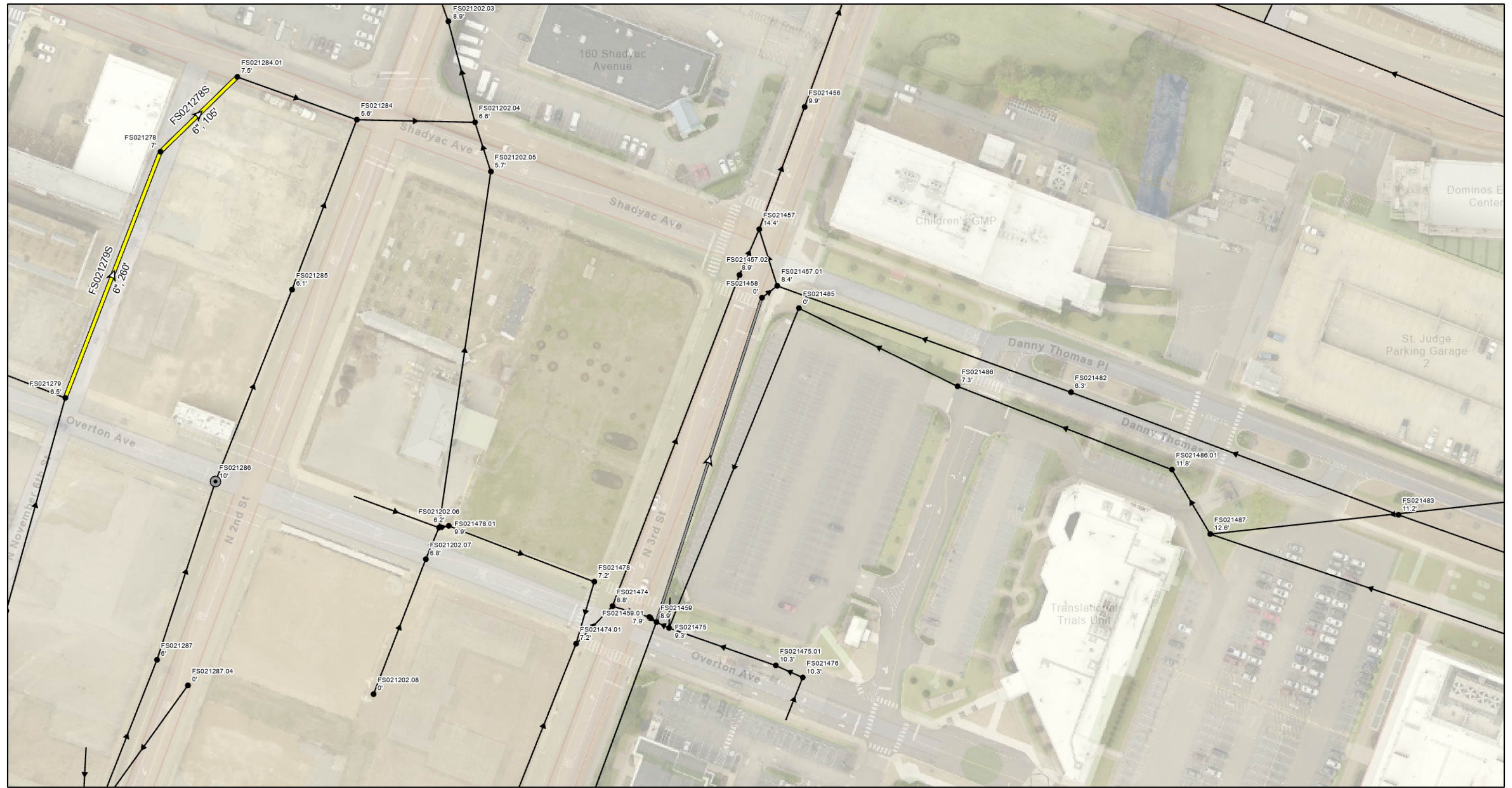
- ➔ Mainline Relay (1)
- Manhole (Rehab By Others)
- Manhole (No Rehab)
- ➔ Gravity Main (Rehab By Others)
- ➔ Gravity Main (No Rehab)



SARP10 Rehabilitation Project Group 3 Relay Grid H5

Page 15 of 54

Note: Recorded manhole rim to invert measurements are indicated below the Facility ID. Point Repair locations are approximate. Maps have some overlap with other map pages.

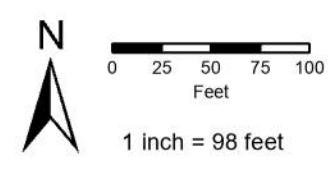


Manhole Rehab

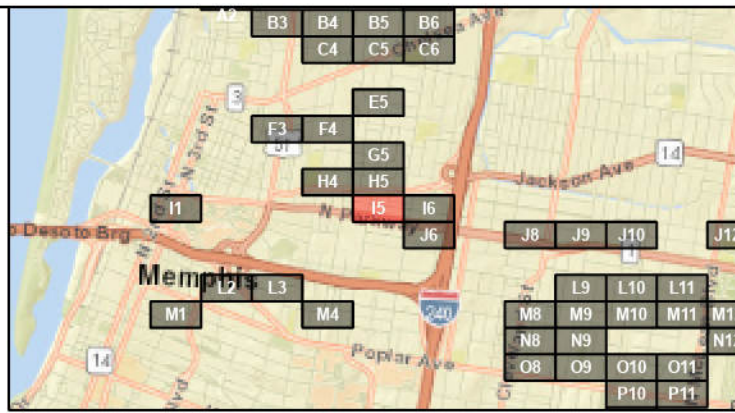
- Install New Manhole (0)
- Install Inside Drop (0)
- Cementitious Coating (0)
- Repair Bench/Channel (0)
- ▲ Cementitious Coating and Install Inside Drop (0)
- ▲ Cementitious Coating and Repair Bench/Channel (0)
- Repair Bench/Channel and Install Inside Drop (0)
- Structurally Replace Manhole (0)

Pipe Rehab

- ➡ Mainline Relay (2)
- Manhole (Rehab By Others)
- Manhole (No Rehab)
- ➡ Gravity Main (Rehab By Others)
- ➡ Gravity Main (No Rehab)



**SARP10 Rehabilitation Project
Group 3 Relay
Grid I1**



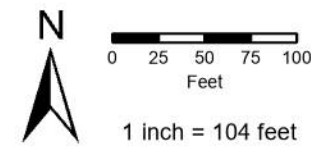
Current Grid: I5

Manhole Rehab

- Install New Manhole (0)
- Install Inside Drop (0)
- Cementitious Coating (0)
- Repair Bench/Channel (0)
- ▲ Cementitious Coating and Install Inside Drop (0)
- ▲ Cementitious Coating and Repair Bench/Channel (0)
- Repair Bench/Channel and Install Inside Drop (0)
- Structurally Replace Manhole (0)

Pipe Rehab

- ➔ Mainline Relay (2)
- Manhole (Rehab By Others)
- Manhole (No Rehab)
- ➔ Gravity Main (Rehab By Others)
- ➔ Gravity Main (No Rehab)

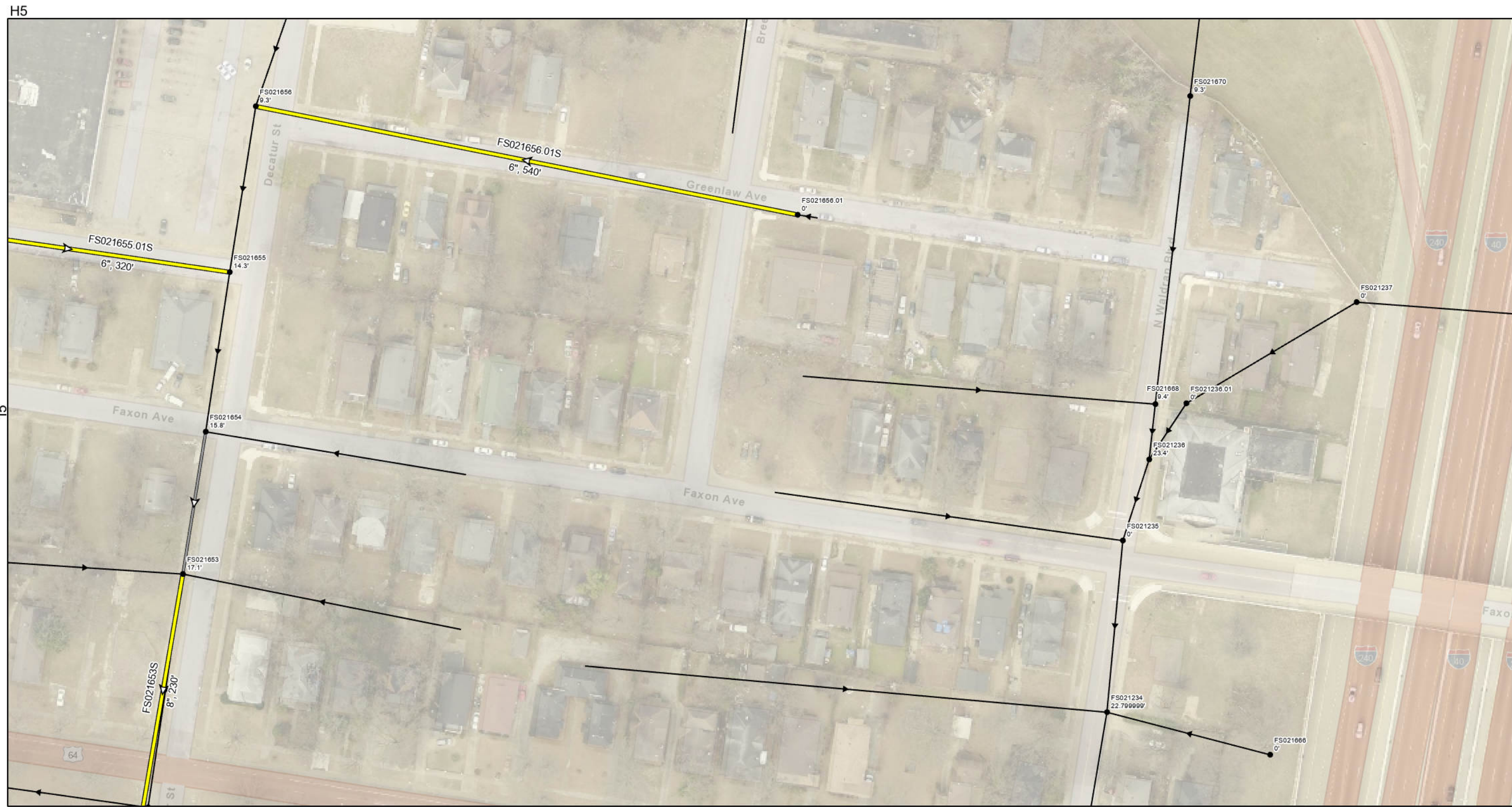


SARP10 Rehabilitation Project

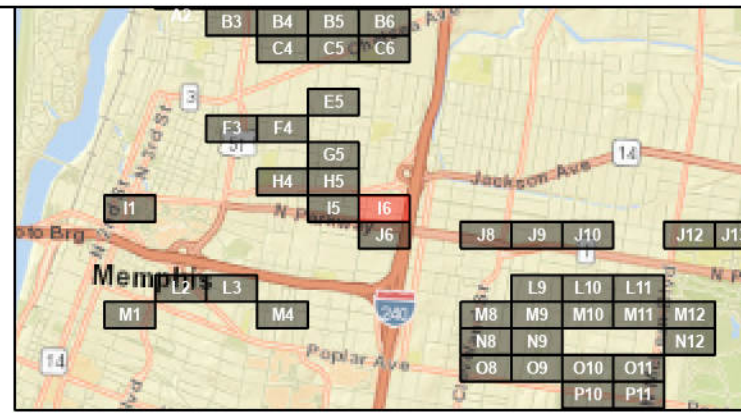
Group 3 Relay

Grid I5

Note: Recorded manhole rim to invert measurements are indicated below the Facility ID. Point Repair locations are approximate. Maps have some overlap with other map pages.



J6



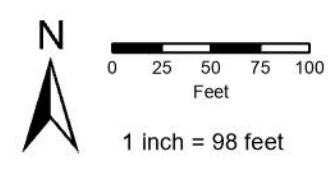
Current Grid: I6

Manhole Rehab

- Install New Manhole (0)
- Install Inside Drop (0)
- Cementitious Coating (0)
- Repair Bench/Channel (0)
- ▲ Cementitious Coating and Install Inside Drop (0)
- ▲ Cementitious Coating and Repair Bench/Channel (0)
- Repair Bench/Channel and Install Inside Drop (0)
- Structurally Replace Manhole (0)

Pipe Rehab

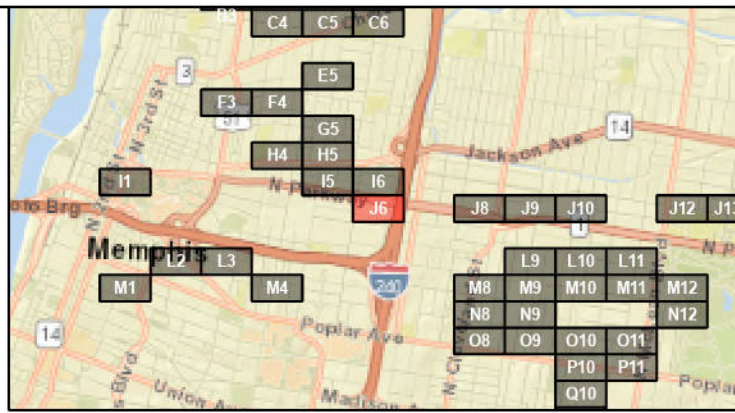
- ➔ Mainline Relay (3)
- Manhole (Rehab By Others)
- Manhole (No Rehab)
- ➔ Gravity Main (Rehab By Others)
- ➔ Gravity Main (No Rehab)



**SARP10 Rehabilitation Project
Group 3 Relay
Grid I6**

Page 18 of 54

Note: Recorded manhole rim to invert measurements are indicated below the Facility ID. Point Repair locations are approximate. Maps have some overlap with other map pages.



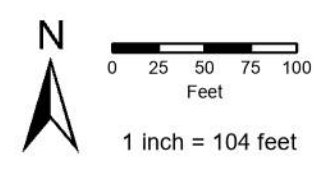
Current Grid: J6

Manhole Rehab

- Install New Manhole (0)
- Install Inside Drop (0)
- Cementitious Coating (0)
- Repair Bench/Channel (0)
- ▲ Cementitious Coating and Install Inside Drop (0)
- ▲ Cementitious Coating and Repair Bench/Channel (0)
- Repair Bench/Channel and Install Inside Drop (0)
- Structurally Replace Manhole (0)

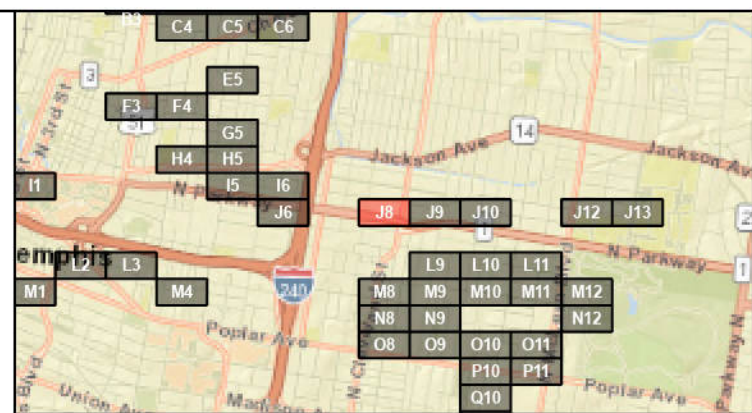
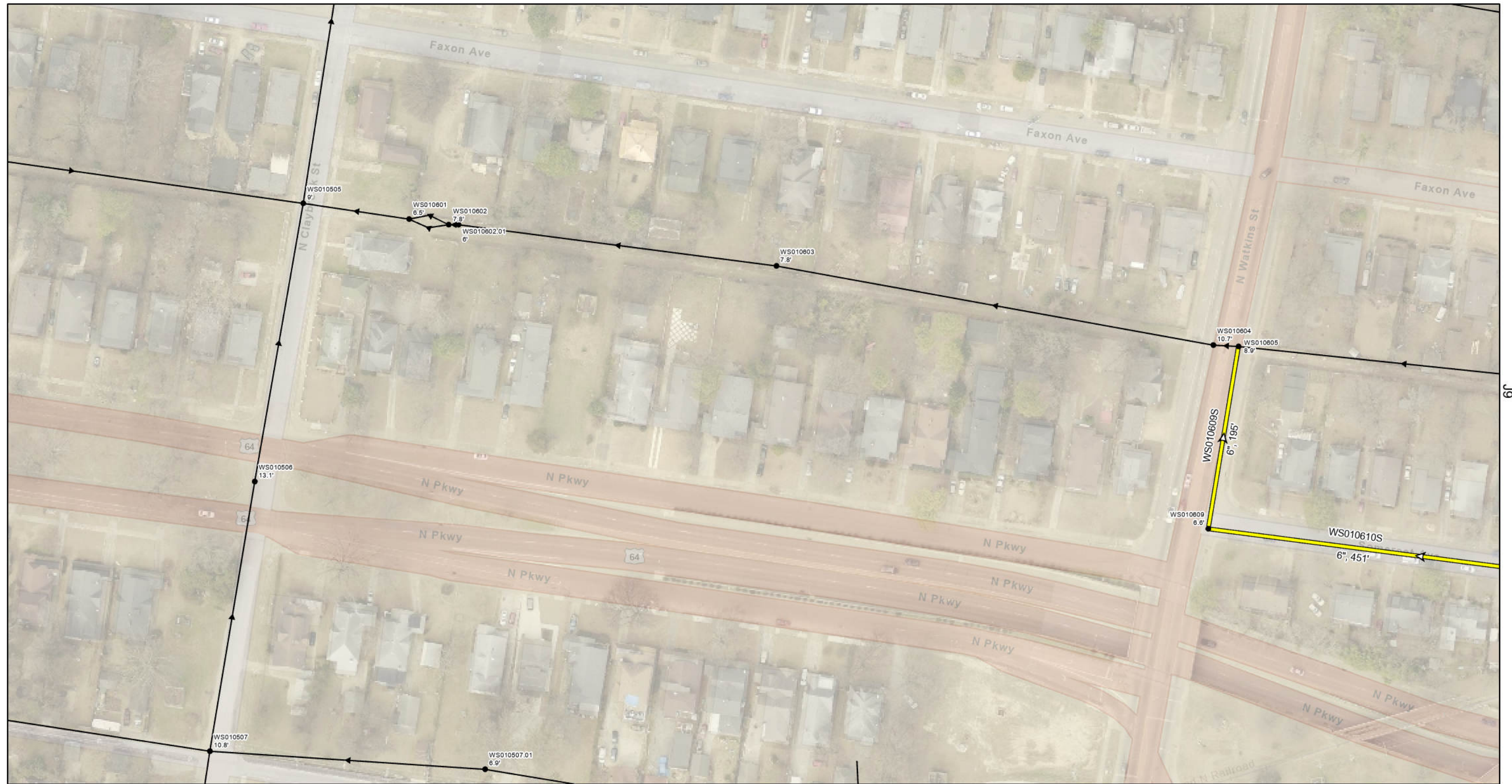
Pipe Rehab

- ➔ Mainline Relay (1)
- Manhole (Rehab By Others)
- Manhole (No Rehab)
- ➔ Gravity Main (Rehab By Others)
- ➔ Gravity Main (No Rehab)



**SARP10 Rehabilitation Project
Group 3 Relay
Grid J6**

Note: Recorded manhole rim to invert measurements are indicated below the Facility ID. Point Repair locations are approximate. Maps have some overlap with other map pages.



Current Grid: J8

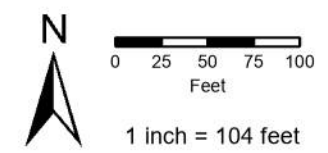
Manhole Rehab

- Install New Manhole (0)
- Install Inside Drop (0)
- Cementitious Coating (0)
- Repair Bench/Channel (0)
- ▲ Cementitious Coating and Install Inside Drop (0)
- ▲ Cementitious Coating and Repair Bench/Channel (0)
- Repair Bench/Channel and Install Inside Drop (0)
- Structurally Replace Manhole (0)

Pipe Rehab

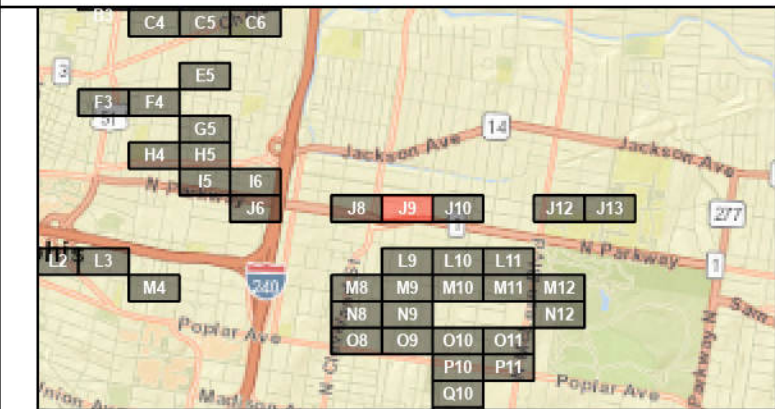
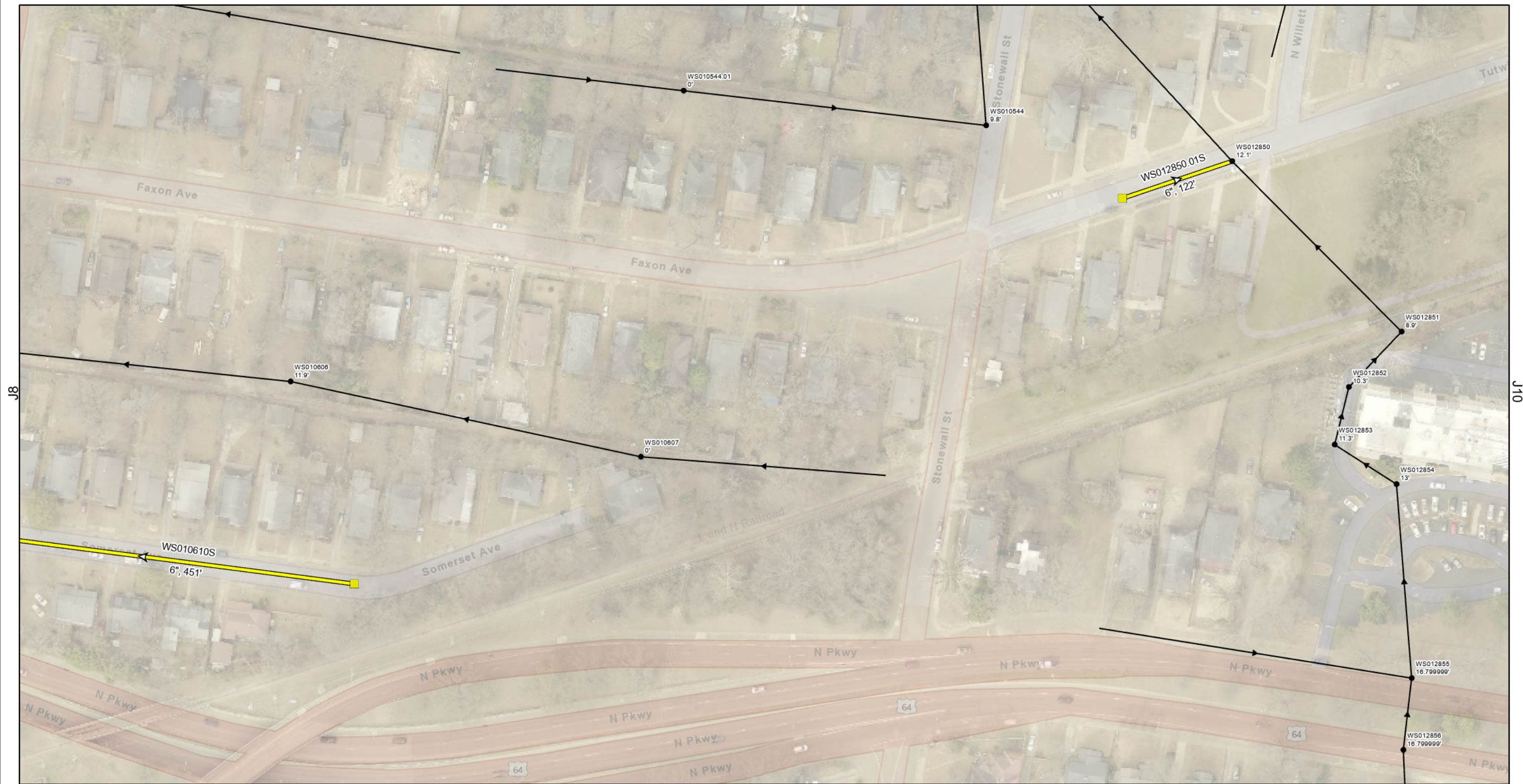
- ➔ Mainline Relay (2)

- ⊙ Manhole (Rehab By Others)
- Manhole (No Rehab)
- ➔ Gravity Main (Rehab By Others)
- ➔ Gravity Main (No Rehab)



SARP10 Rehabilitation Project Group 3 Relay Grid J8

Note: Recorded manhole rim to invert measurements are indicated below the Facility ID. Point Repair locations are approximate. Maps have some overlap with other map pages.



Current Grid: J9

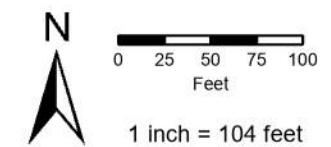
Manhole Rehab

- Install New Manhole (2)
- Install Inside Drop (0)
- Cementitious Coating (0)
- Repair Bench/Channel (0)
- ▲ Cementitious Coating and Install Inside Drop (0)
- ▲ Cementitious Coating and Repair Bench/Channel (0)
- Repair Bench/Channel and Install Inside Drop (0)
- Structurally Replace Manhole (0)

Pipe Rehab

- ➔ Mainline Relay (2)

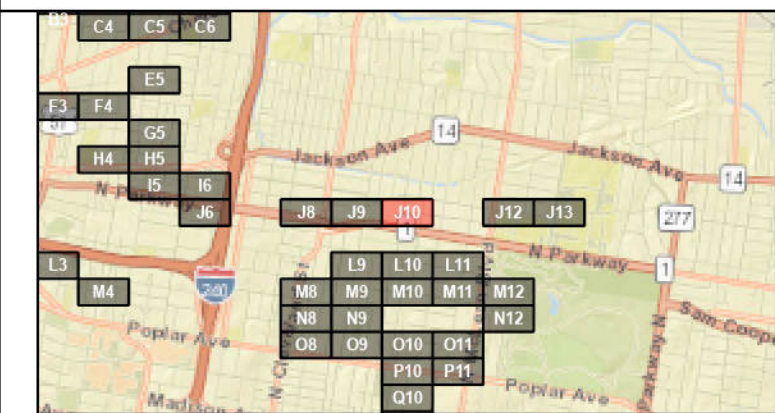
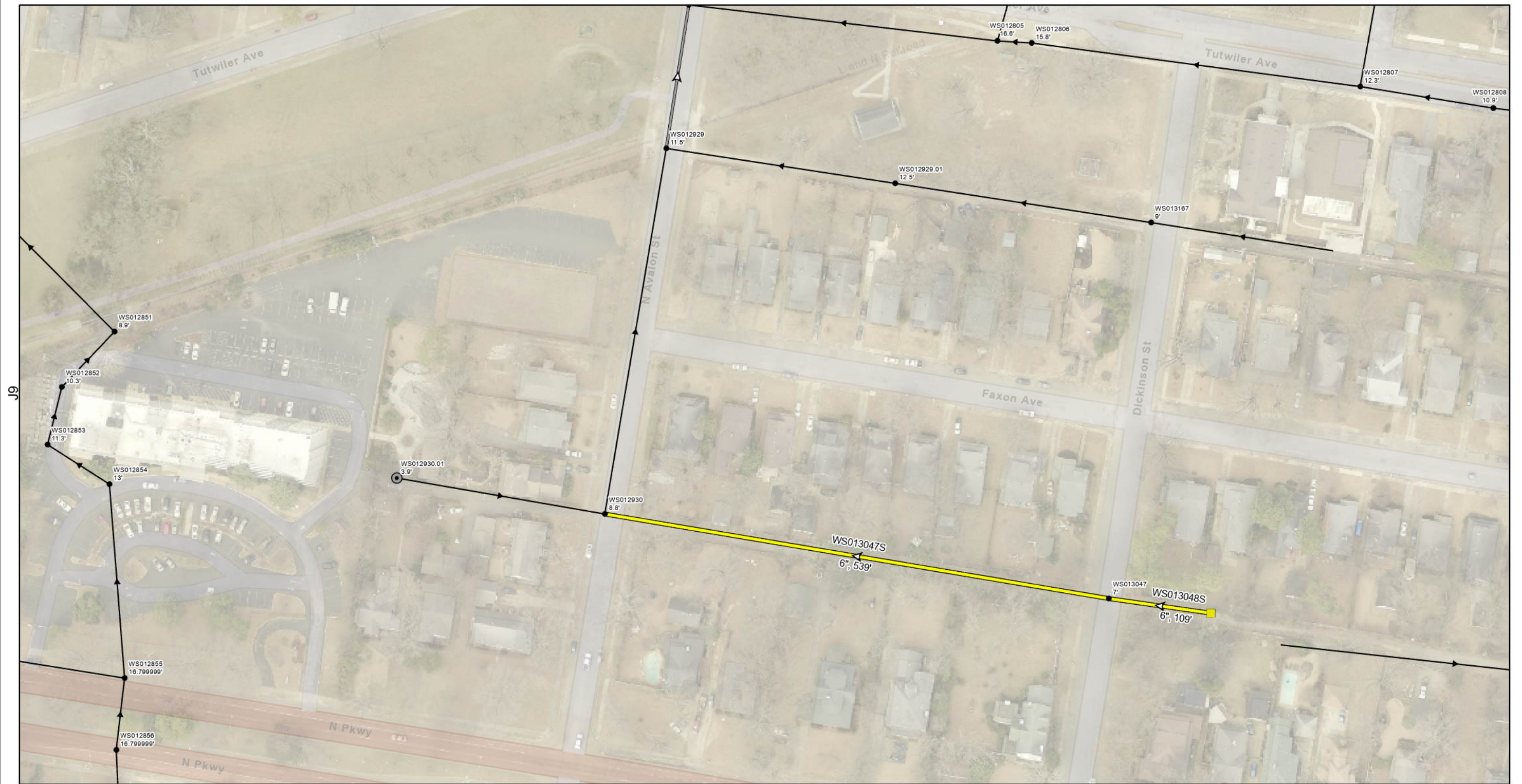
- ⊙ Manhole (Rehab By Others)
- Manhole (No Rehab)
- ➔ Gravity Main (Rehab By Others)
- ➔ Gravity Main (No Rehab)



SARP10 Rehabilitation Project Group 3 Relay Grid J9

Page 21 of 54

Note: Recorded manhole rim to invert measurements are indicated below the Facility ID. Point Repair locations are approximate. Maps have some overlap with other map pages.



Current Grid: J10

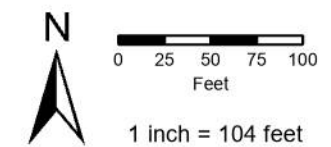
Manhole Rehab

- Install New Manhole (1)
- Install Inside Drop (0)
- Cementitious Coating (0)
- Repair Bench/Channel (0)
- ▲ Cementitious Coating and Install Inside Drop (0)
- ▲ Cementitious Coating and Repair Bench/Channel (0)
- Repair Bench/Channel and Install Inside Drop (0)
- Structurally Replace Manhole (0)

Pipe Rehab

- ➔ Mainline Relay (2)

- ⊙ Manhole (Rehab By Others)
- Manhole (No Rehab)
- ➔ Gravity Main (Rehab By Others)
- ➔ Gravity Main (No Rehab)

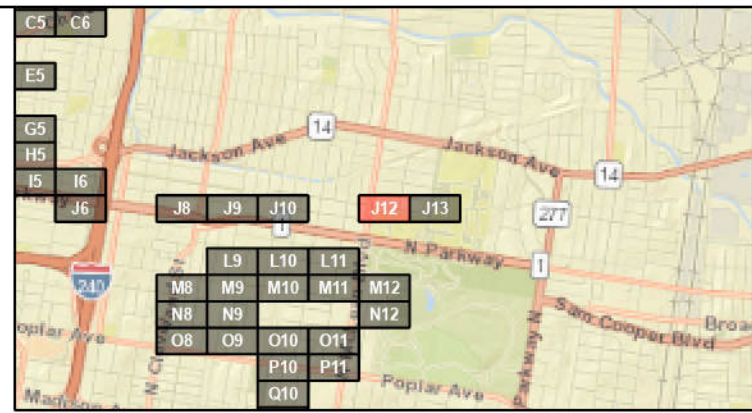


SARP10 Rehabilitation Project Group 3 Relay Grid J10

Note: Recorded manhole rim to invert measurements are indicated below the Facility ID. Point Repair locations are approximate. Maps have some overlap with other map pages.



J13



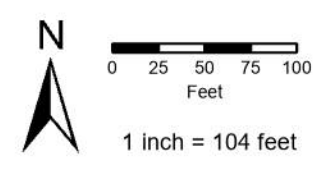
Current Grid: J12

Manhole Rehab

- Install New Manhole (0)
- Install Inside Drop (0)
- Cementitious Coating (0)
- Repair Bench/Channel (0)
- ▲ Cementitious Coating and Install Inside Drop (0)
- ▲ Cementitious Coating and Repair Bench/Channel (0)
- Repair Bench/Channel and Install Inside Drop (0)
- Structurally Replace Manhole (0)

Pipe Rehab

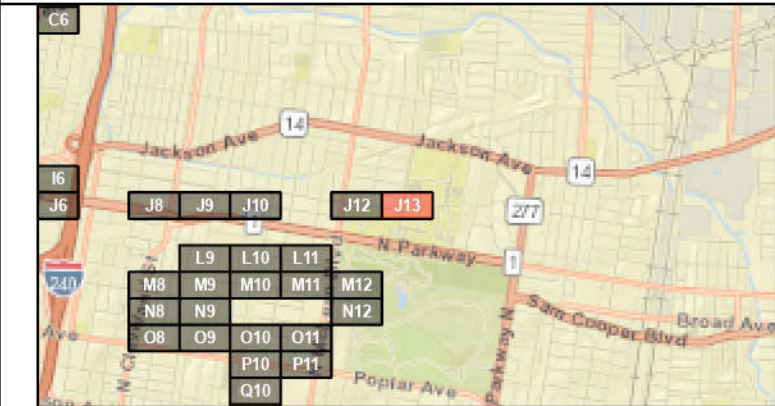
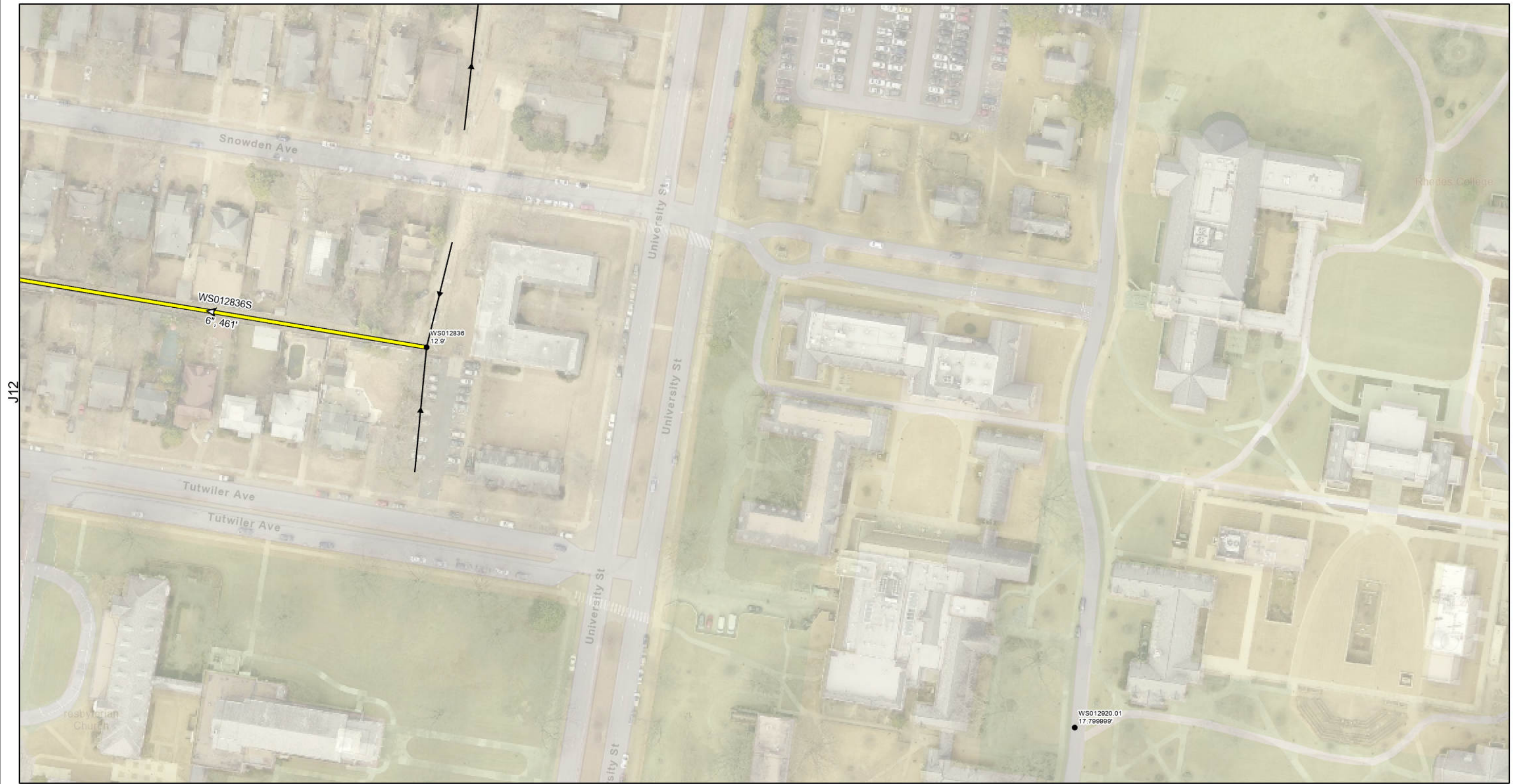
- ➔ Mainline Relay (1)
- Manhole (Rehab By Others)
- Manhole (No Rehab)
- ➔ Gravity Main (Rehab By Others)
- ➔ Gravity Main (No Rehab)



**SARP10 Rehabilitation Project
Group 3 Relay
Grid J12**

Page 23 of 54

Note: Recorded manhole rim to invert measurements are indicated below the Facility ID. Point Repair locations are approximate. Maps have some overlap with other map pages.



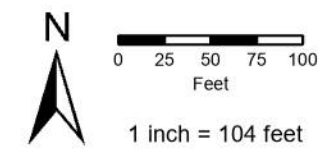
Current Grid: J13

Manhole Rehab

- Install New Manhole (0)
- Install Inside Drop (0)
- Cementitious Coating (0)
- Repair Bench/Channel (0)
- ▲ Cementitious Coating and Install Inside Drop (0)
- ▲ Cementitious Coating and Repair Bench/Channel (0)
- Repair Bench/Channel and Install Inside Drop (0)
- Structurally Replace Manhole (0)

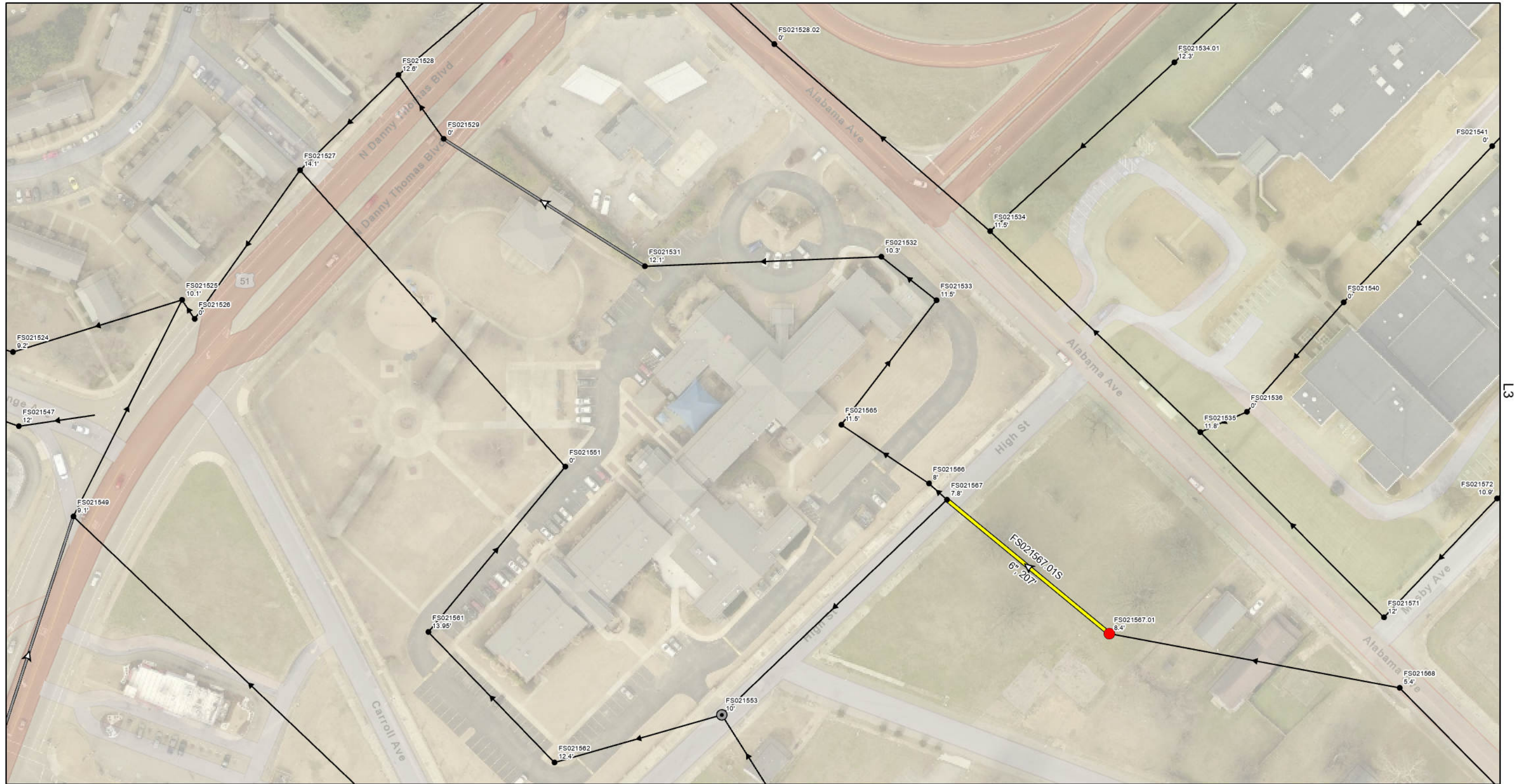
Pipe Rehab

- Mainline Relay (1)
- Manhole (Rehab By Others)
- Manhole (No Rehab)
- Gravity Main (Rehab By Others)
- Gravity Main (No Rehab)

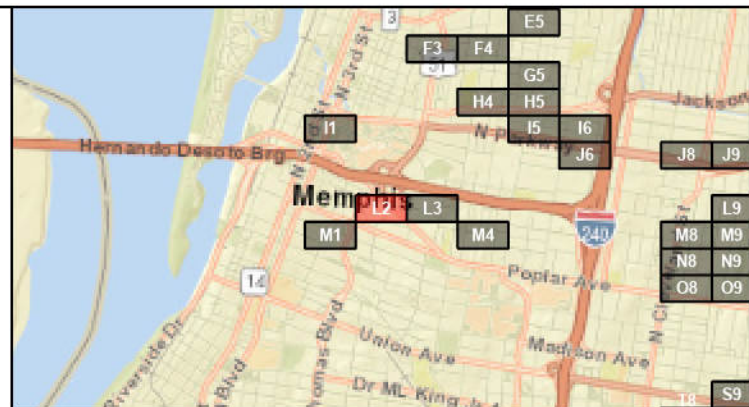


SARP10 Rehabilitation Project Group 3 Relay Grid J13

Note: Recorded manhole rim to invert measurements are indicated below the Facility ID. Point Repair locations are approximate. Maps have some overlap with other map pages.



M1



Current Grid: L2

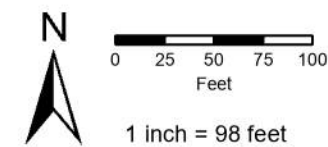
Manhole Rehab

- Install New Manhole (0)
- Install Inside Drop (0)
- Cementitious Coating (0)
- Repair Bench/Channel (0)
- ▲ Cementitious Coating and Install Inside Drop (0)
- ▲ Cementitious Coating and Repair Bench/Channel (0)
- Repair Bench/Channel and Install Inside Drop (0)
- Structurally Replace Manhole (1)

Pipe Rehab

- ➔ Mainline Relay (1)

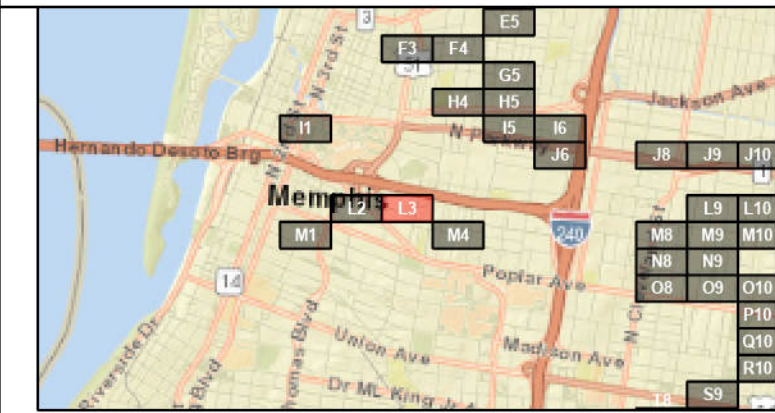
- ⊙ Manhole (Rehab By Others)
- Manhole (No Rehab)
- ➔ Gravity Main (Rehab By Others)
- ➔ Gravity Main (No Rehab)



SARP10 Rehabilitation Project Group 3 Relay Grid L2

Page 25 of 54

Note: Recorded manhole rim to invert measurements are indicated below the Facility ID. Point Repair locations are approximate. Maps have some overlap with other map pages.



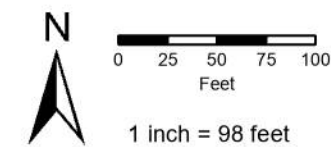
Manhole Rehab

- Install New Manhole (0)
- Install Inside Drop (0)
- Cementitious Coating (0)
- Repair Bench/Channel (0)
- ▲ Cementitious Coating and Install Inside Drop (0)
- ▲ Cementitious Coating and Repair Bench/Channel (0)
- Repair Bench/Channel and Install Inside Drop (0)
- Structurally Replace Manhole (0)

Pipe Rehab

- ➡ Mainline Relay (1)

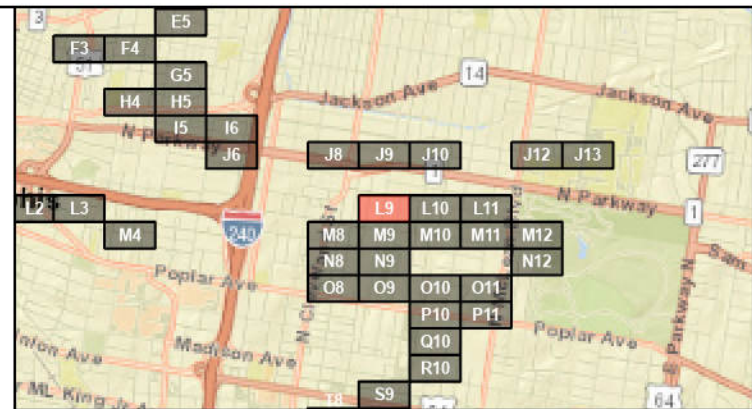
- ⊙ Manhole (Rehab By Others)
- Manhole (No Rehab)
- ➡ Gravity Main (Rehab By Others)
- ➡ Gravity Main (No Rehab)



SARP10 Rehabilitation Project Group 3 Relay Grid L3



M8 M9 M10



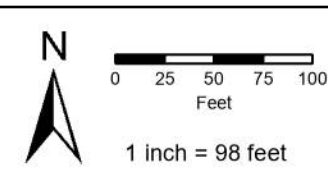
Current Grid: L9

Manhole Rehab

- Install New Manhole (0)
- Install Inside Drop (0)
- Cementitious Coating (0)
- Repair Bench/Channel (0)
- ▲ Cementitious Coating and Install Inside Drop (0)
- ▲ Cementitious Coating and Repair Bench/Channel (0)
- Repair Bench/Channel and Install Inside Drop (0)
- Structurally Replace Manhole (0)

Pipe Rehab

- ➔ Mainline Relay (1)
- Manhole (Rehab By Others)
- Manhole (No Rehab)
- ➔ Gravity Main (Rehab By Others)
- ➔ Gravity Main (No Rehab)



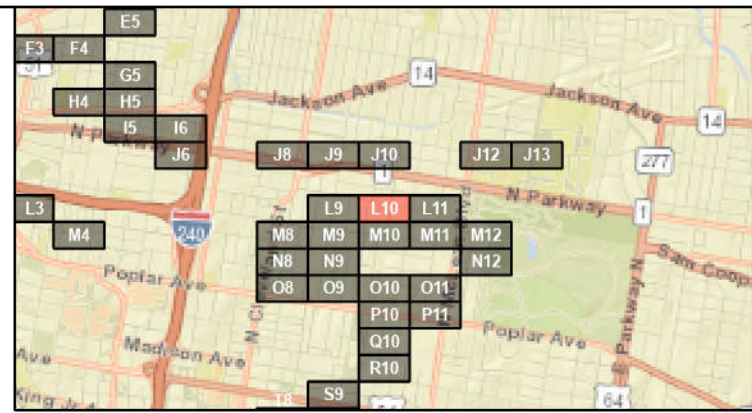
**SARP10 Rehabilitation Project
Group 3 Relay
Grid L9**

Page 27 of 54

Note: Recorded manhole rim to invert measurements are indicated below the Facility ID. Point Repair locations are approximate. Maps have some overlap with other map pages.



M9 M10 M11



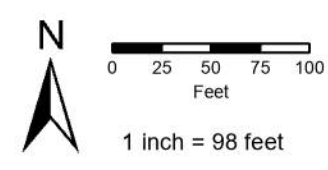
Current Grid: L10

Manhole Rehab

- Install New Manhole (0)
- Install Inside Drop (0)
- Cementitious Coating (0)
- Repair Bench/Channel (0)
- ▲ Cementitious Coating and Install Inside Drop (0)
- ▲ Cementitious Coating and Repair Bench/Channel (0)
- Repair Bench/Channel and Install Inside Drop (0)
- Structurally Replace Manhole (0)

Pipe Rehab

- ➡ Mainline Relay (1)
- Manhole (Rehab By Others)
- Manhole (No Rehab)
- ➡ Gravity Main (Rehab By Others)
- ➡ Gravity Main (No Rehab)

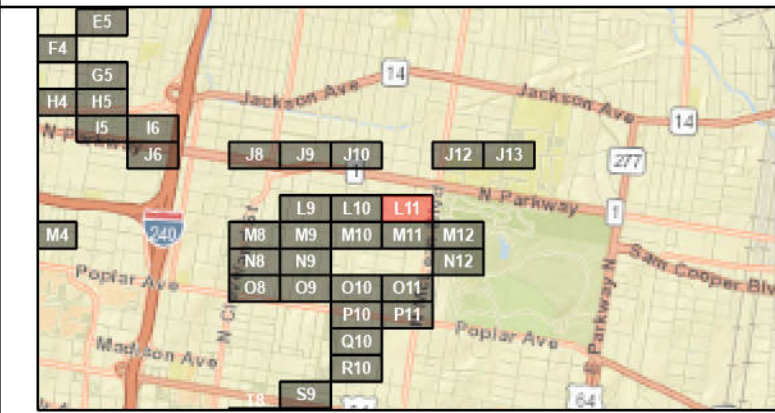


SARP10 Rehabilitation Project
Group 3 Relay
Grid L10

Note: Recorded manhole rim to invert measurements are indicated below the Facility ID. Point Repair locations are approximate. Maps have some overlap with other map pages.



M10 M11 M12



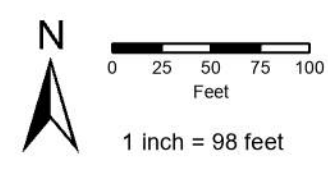
Current Grid: L11

Manhole Rehab

- Install New Manhole (0)
- Install Inside Drop (0)
- Cementitious Coating (0)
- Repair Bench/Channel (0)
- ▲ Cementitious Coating and Install Inside Drop (0)
- ▲ Cementitious Coating and Repair Bench/Channel (0)
- Repair Bench/Channel and Install Inside Drop (0)
- Structurally Replace Manhole (0)

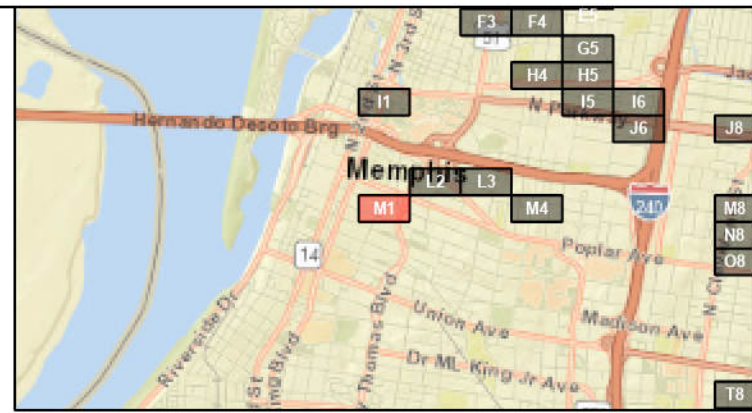
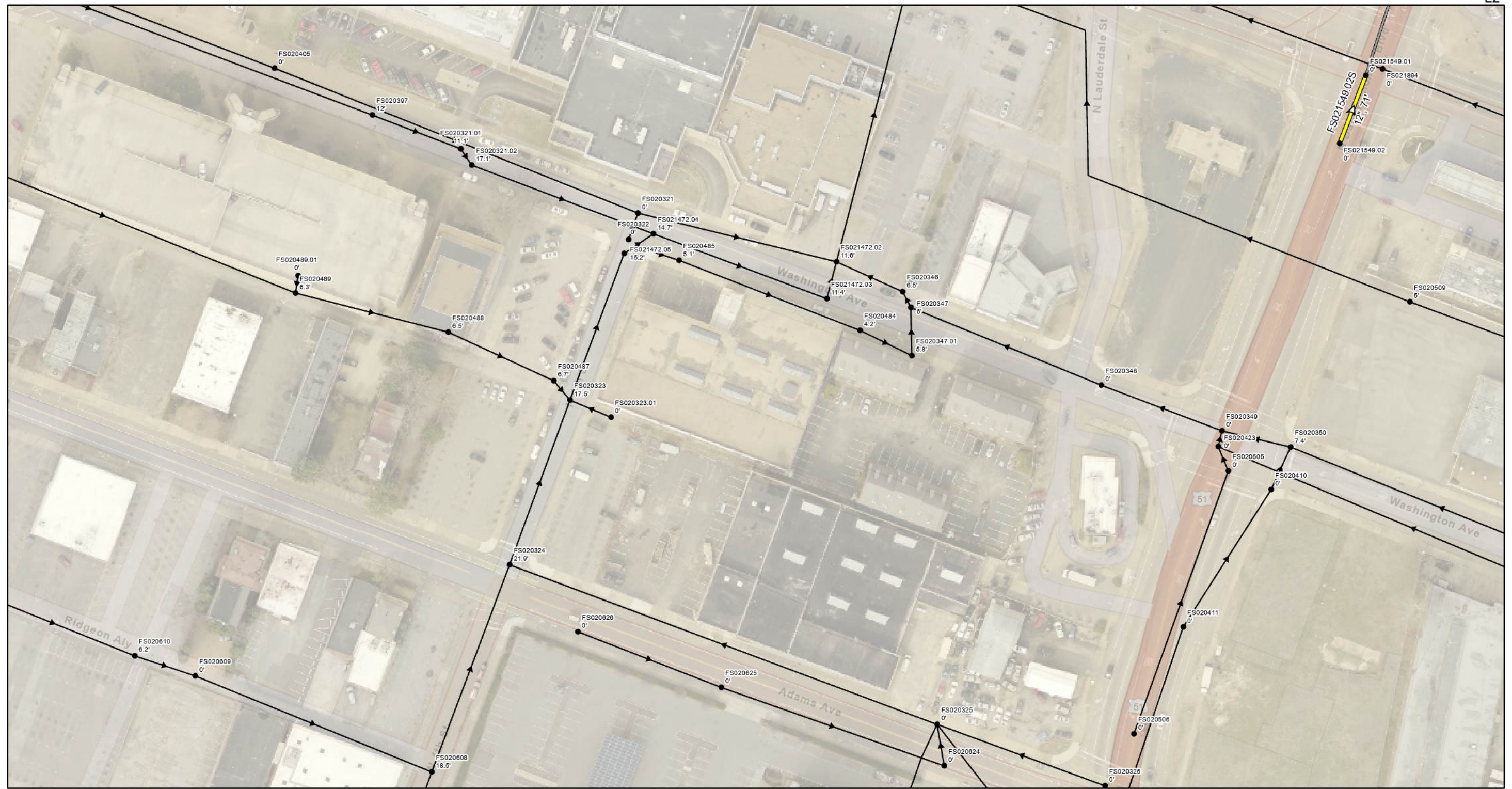
Pipe Rehab

- ➡ Mainline Relay (2)
- Manhole (Rehab By Others)
- Manhole (No Rehab)
- ➡ Gravity Main (Rehab By Others)
- ➡ Gravity Main (No Rehab)



SARP10 Rehabilitation Project
Group 3 Relay
Grid L11

Note: Recorded manhole rim to invert measurements are indicated below the Facility ID. Point Repair locations are approximate. Maps have some overlap with other map pages.

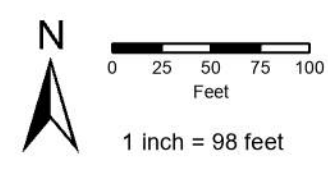


Manhole Rehab

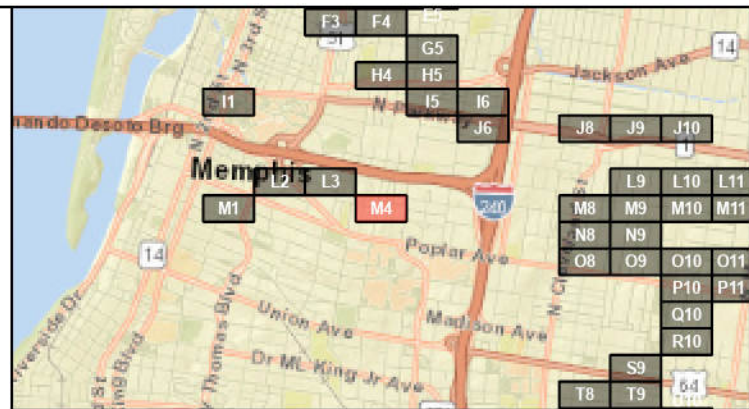
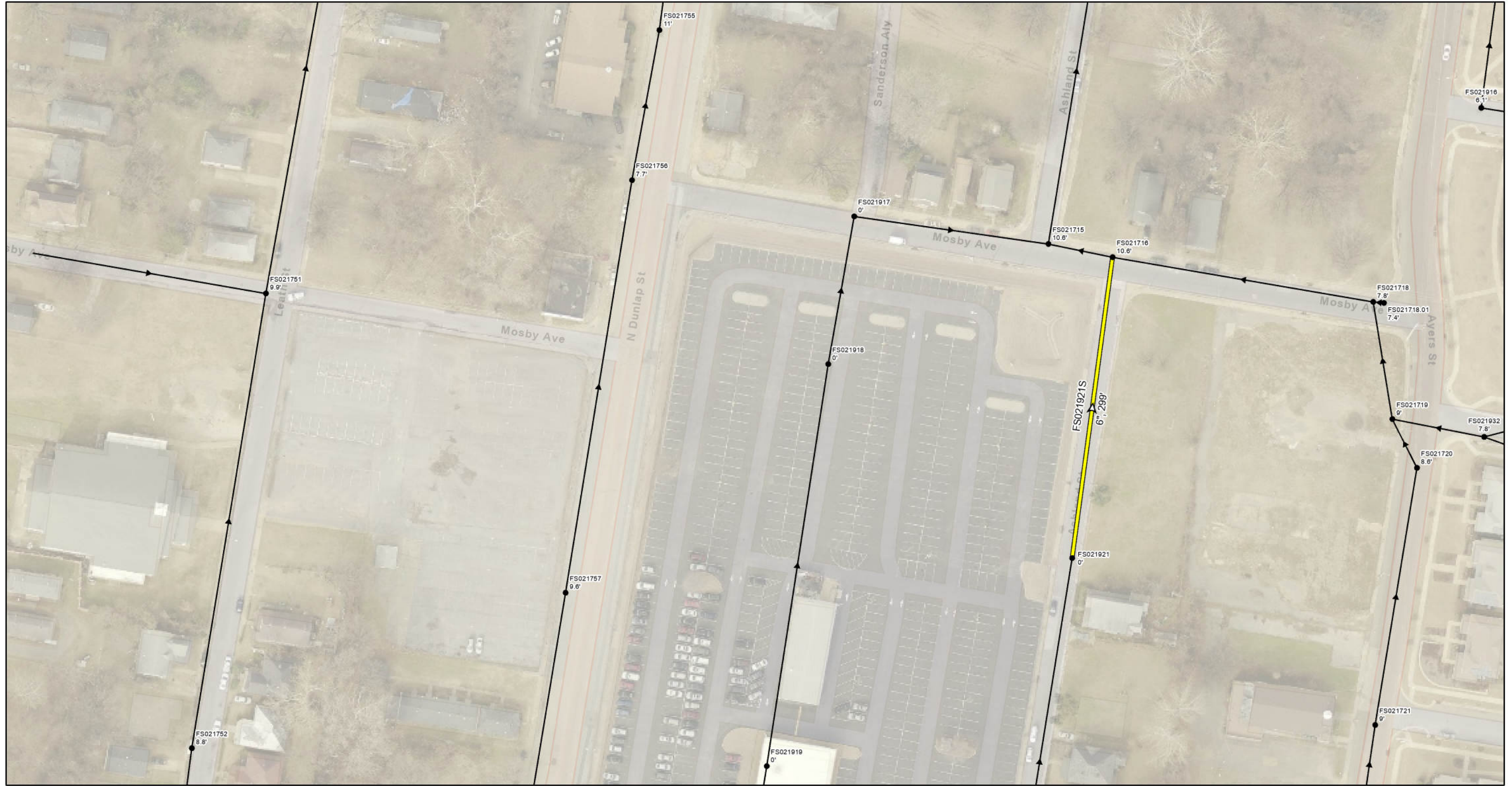
- Install New Manhole (0)
- Install Inside Drop (0)
- Cementitious Coating (0)
- Repair Bench/Channel (0)
- ▲ Cementitious Coating and Install Inside Drop (0)
- ▲ Cementitious Coating and Repair Bench/Channel (0)
- Repair Bench/Channel and Install Inside Drop (0)
- Structurally Replace Manhole (0)

Pipe Rehab

- ➔ Mainline Relay (1)
- Manhole (Rehab By Others)
- Manhole (No Rehab)
- ➔ Gravity Main (Rehab By Others)
- ➔ Gravity Main (No Rehab)



**SARP10 Rehabilitation Project
Group 3 Relay
Grid M1**



Current Grid: M4

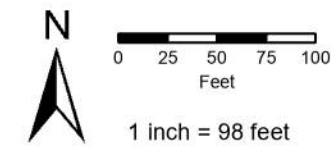
Manhole Rehab

- Install New Manhole (0)
- Install Inside Drop (0)
- Cementitious Coating (0)
- Repair Bench/Channel (0)
- ▲ Cementitious Coating and Install Inside Drop (0)
- ▲ Cementitious Coating and Repair Bench/Channel (0)
- Repair Bench/Channel and Install Inside Drop (0)
- Structurally Replace Manhole (0)

Pipe Rehab

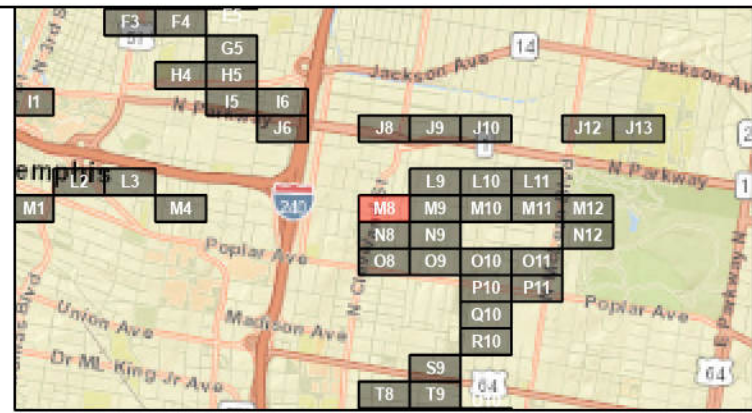
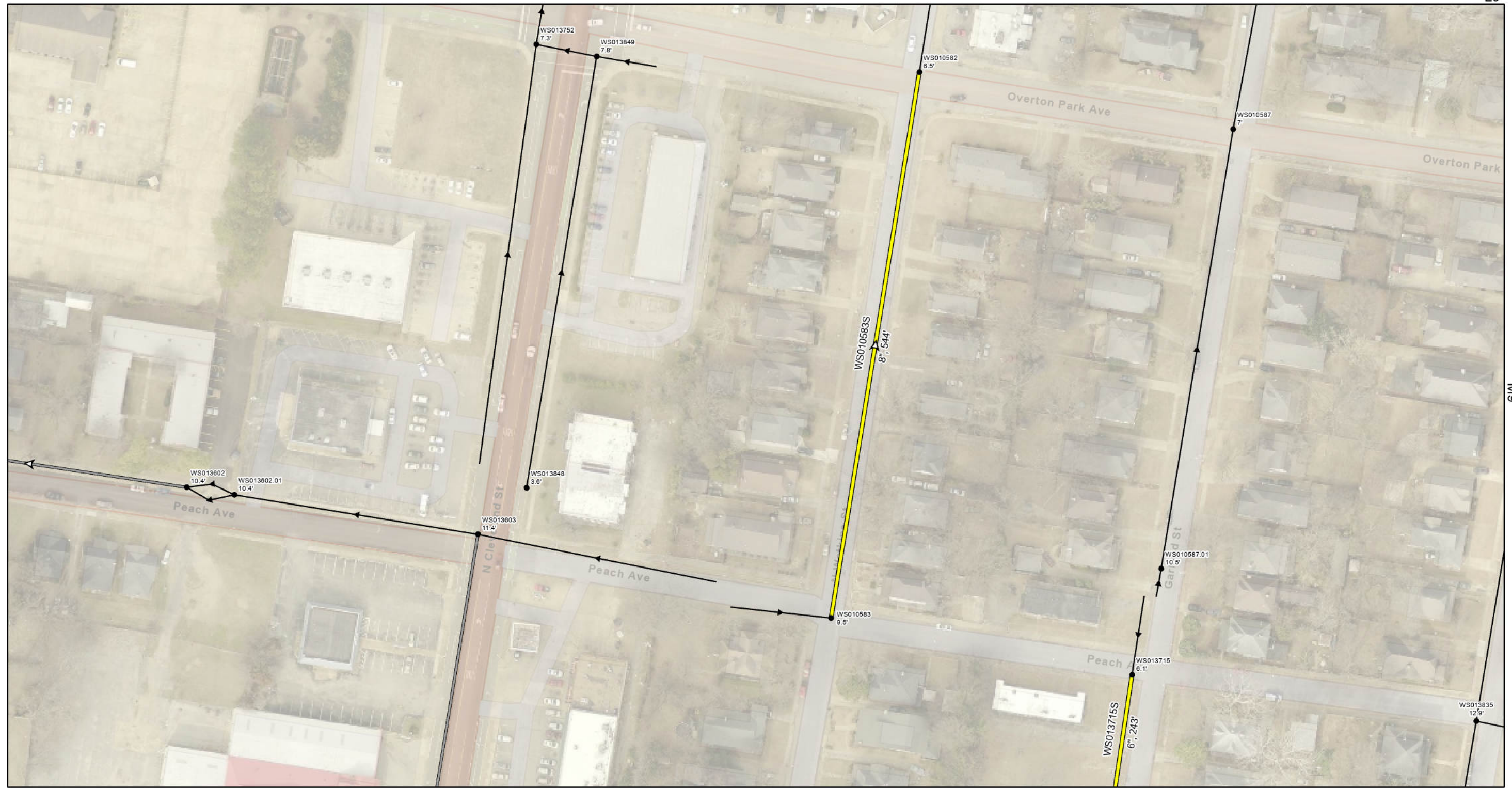
- ➔ Mainline Relay (1)

- ⊙ Manhole (Rehab By Others)
- Manhole (No Rehab)
- ➔ Gravity Main (Rehab By Others)
- ➔ Gravity Main (No Rehab)



**SARP10 Rehabilitation Project
Group 3 Relay
Grid M4**

Note: Recorded manhole rim to invert measurements are indicated below the Facility ID. Point Repair locations are approximate. Maps have some overlap with other map pages.



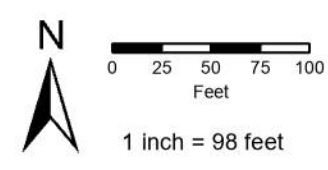
Current Grid: M8

Manhole Rehab

- Install New Manhole (0)
- Install Inside Drop (0)
- Cementitious Coating (0)
- Repair Bench/Channel (0)
- ▲ Cementitious Coating and Install Inside Drop (0)
- ▲ Cementitious Coating and Repair Bench/Channel (0)
- Repair Bench/Channel and Install Inside Drop (0)
- Structurally Replace Manhole (0)

Pipe Rehab

- Mainline Relay (2)
- Manhole (Rehab By Others)
- Manhole (No Rehab)
- Gravity Main (Rehab By Others)
- Gravity Main (No Rehab)

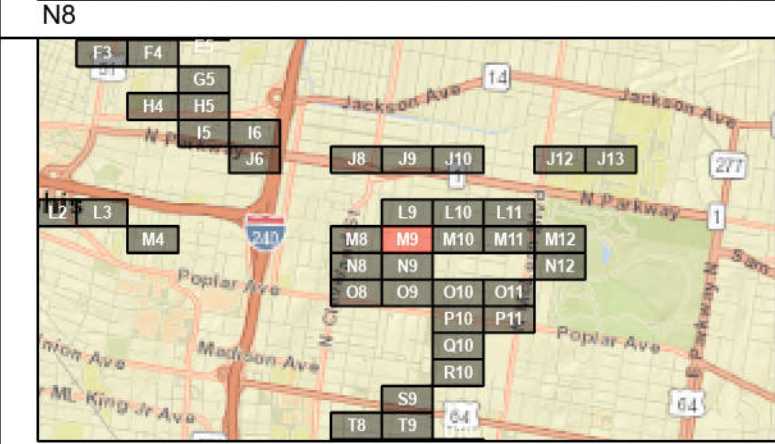


SARP10 Rehabilitation Project

Group 3 Relay

Grid M8

Note: Recorded manhole rim to invert measurements are indicated below the Facility ID. Point Repair locations are approximate. Maps have some overlap with other map pages.

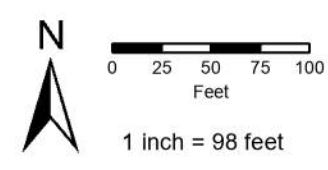


Manhole Rehab

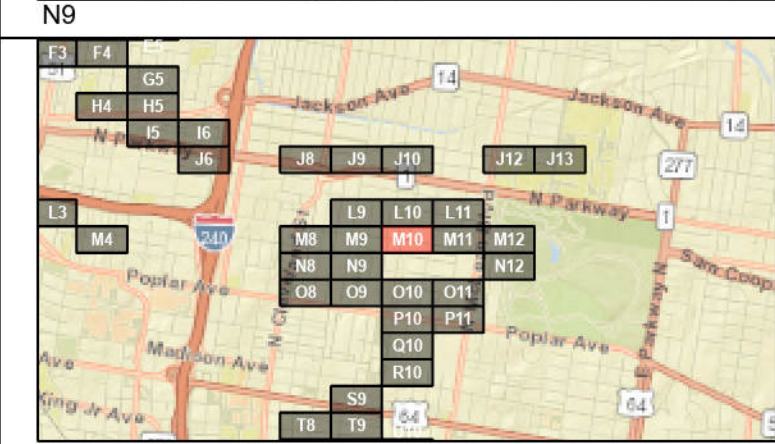
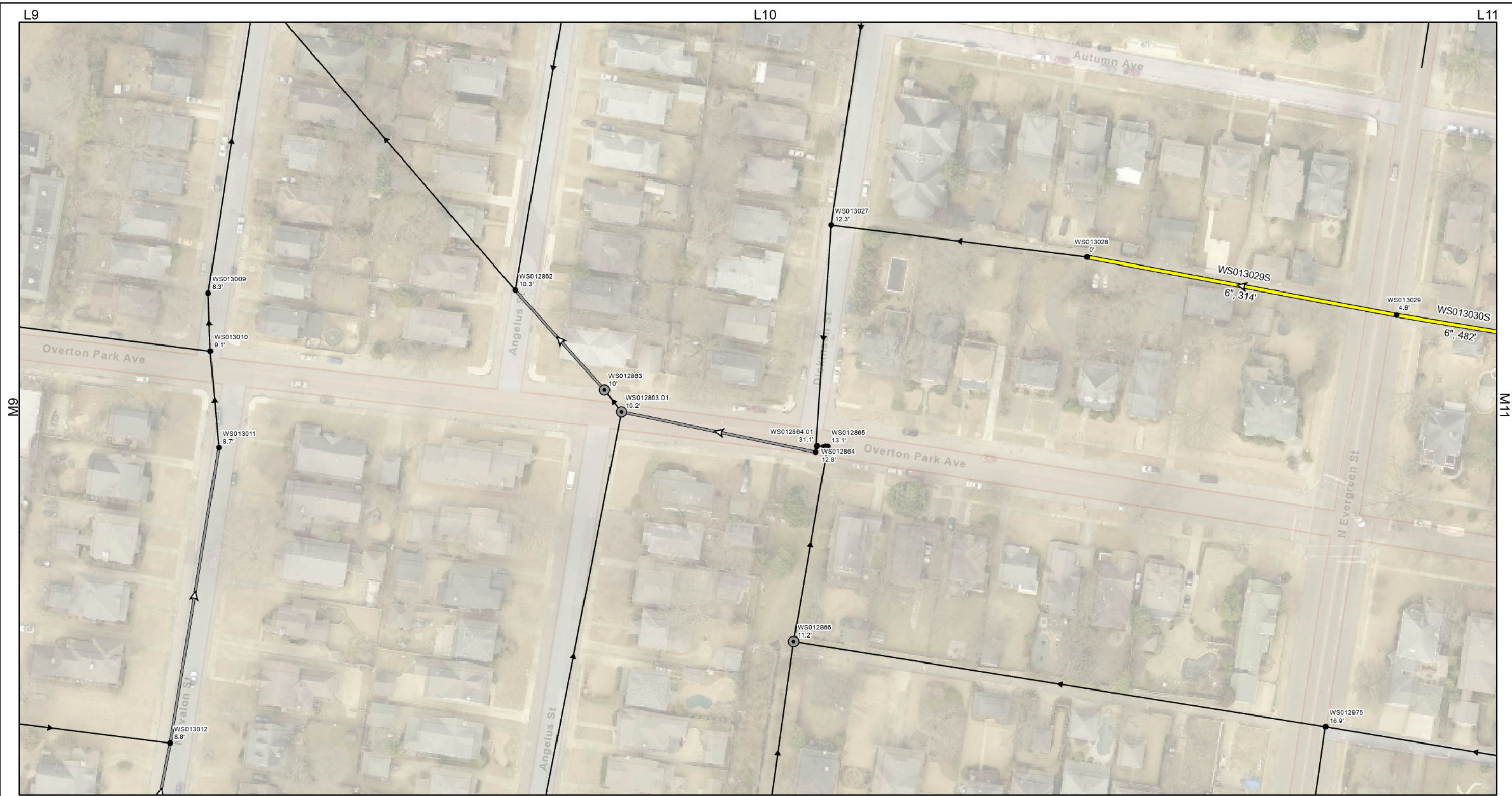
- Install New Manhole (1)
- Install Inside Drop (0)
- Cementitious Coating (0)
- Repair Bench/Channel (0)
- ▲ Cementitious Coating and Install Inside Drop (0)
- ▲ Cementitious Coating and Repair Bench/Channel (0)
- Repair Bench/Channel and Install Inside Drop (0)
- Structurally Replace Manhole (0)

Pipe Rehab

- ➔ Mainline Relay (3)
- Manhole (Rehab By Others)
- Manhole (No Rehab)
- ➔ Gravity Main (Rehab By Others)
- ➔ Gravity Main (No Rehab)



SARP10 Rehabilitation Project
Group 3 Relay
Grid M9



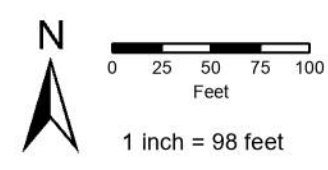
Current Grid: M10

Manhole Rehab

- Install New Manhole (0)
- Install Inside Drop (0)
- Cementitious Coating (0)
- Repair Bench/Channel (0)
- ▲ Cementitious Coating and Install Inside Drop (0)
- ▲ Cementitious Coating and Repair Bench/Channel (0)
- Repair Bench/Channel and Install Inside Drop (0)
- Structurally Replace Manhole (0)

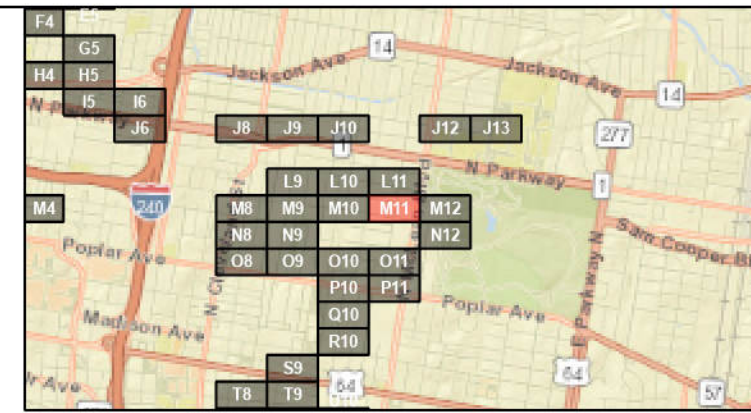
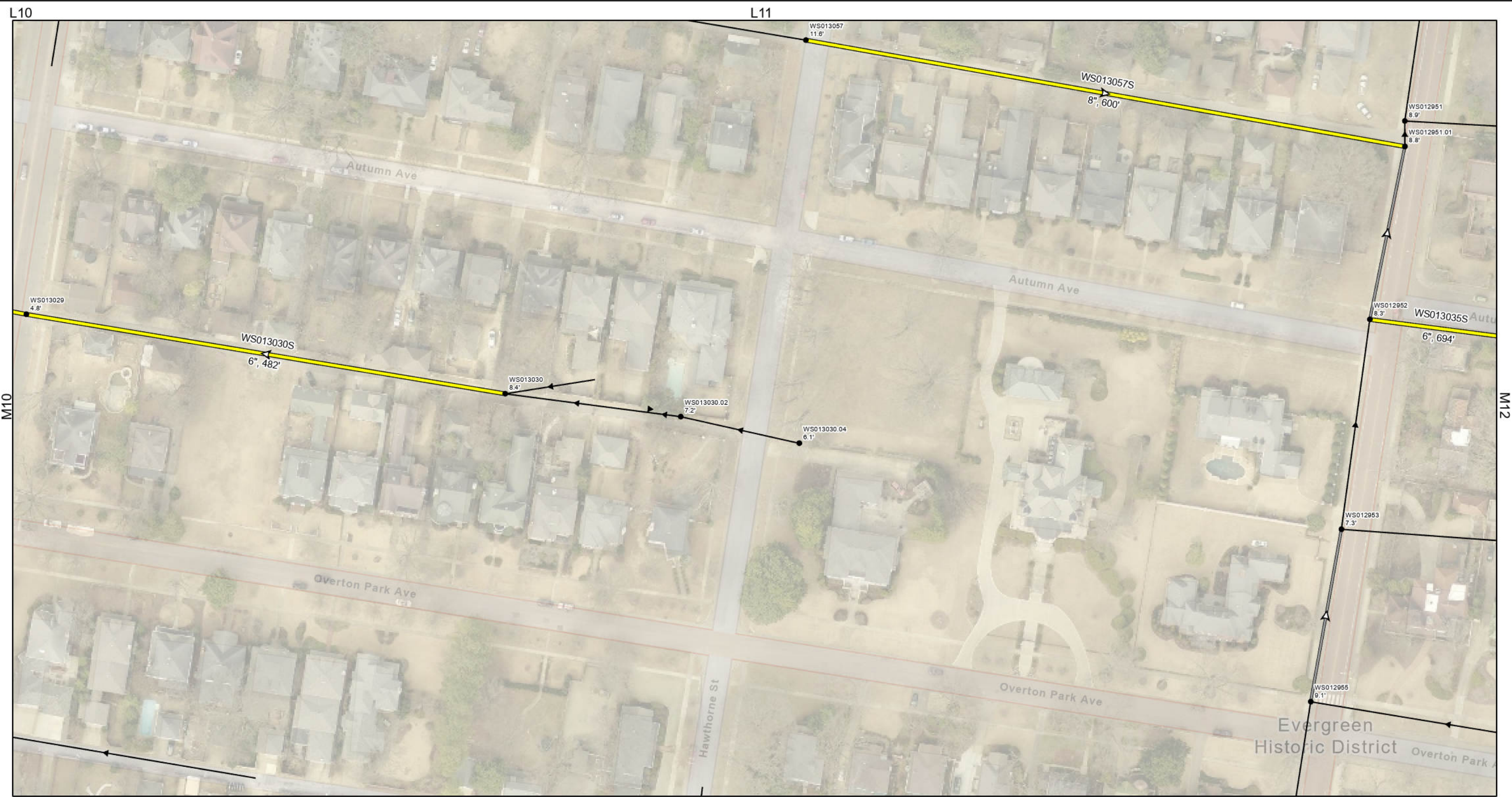
Pipe Rehab

- ➡ Mainline Relay (2)
- Manhole (Rehab By Others)
- Manhole (No Rehab)
- ➡ Gravity Main (Rehab By Others)
- ➡ Gravity Main (No Rehab)



**SARP10 Rehabilitation Project
Group 3 Relay
Grid M10**

Note: Recorded manhole rim to invert measurements are indicated below the Facility ID. Point Repair locations are approximate. Maps have some overlap with other map pages.



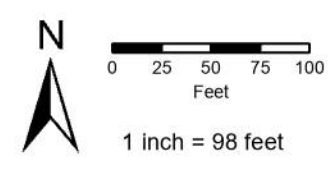
Current Grid: M11

Manhole Rehab

- Install New Manhole (0)
- Install Inside Drop (0)
- Cementitious Coating (0)
- Repair Bench/Channel (0)
- ▲ Cementitious Coating and Install Inside Drop (0)
- ▲ Cementitious Coating and Repair Bench/Channel (0)
- Repair Bench/Channel and Install Inside Drop (0)
- Structurally Replace Manhole (0)

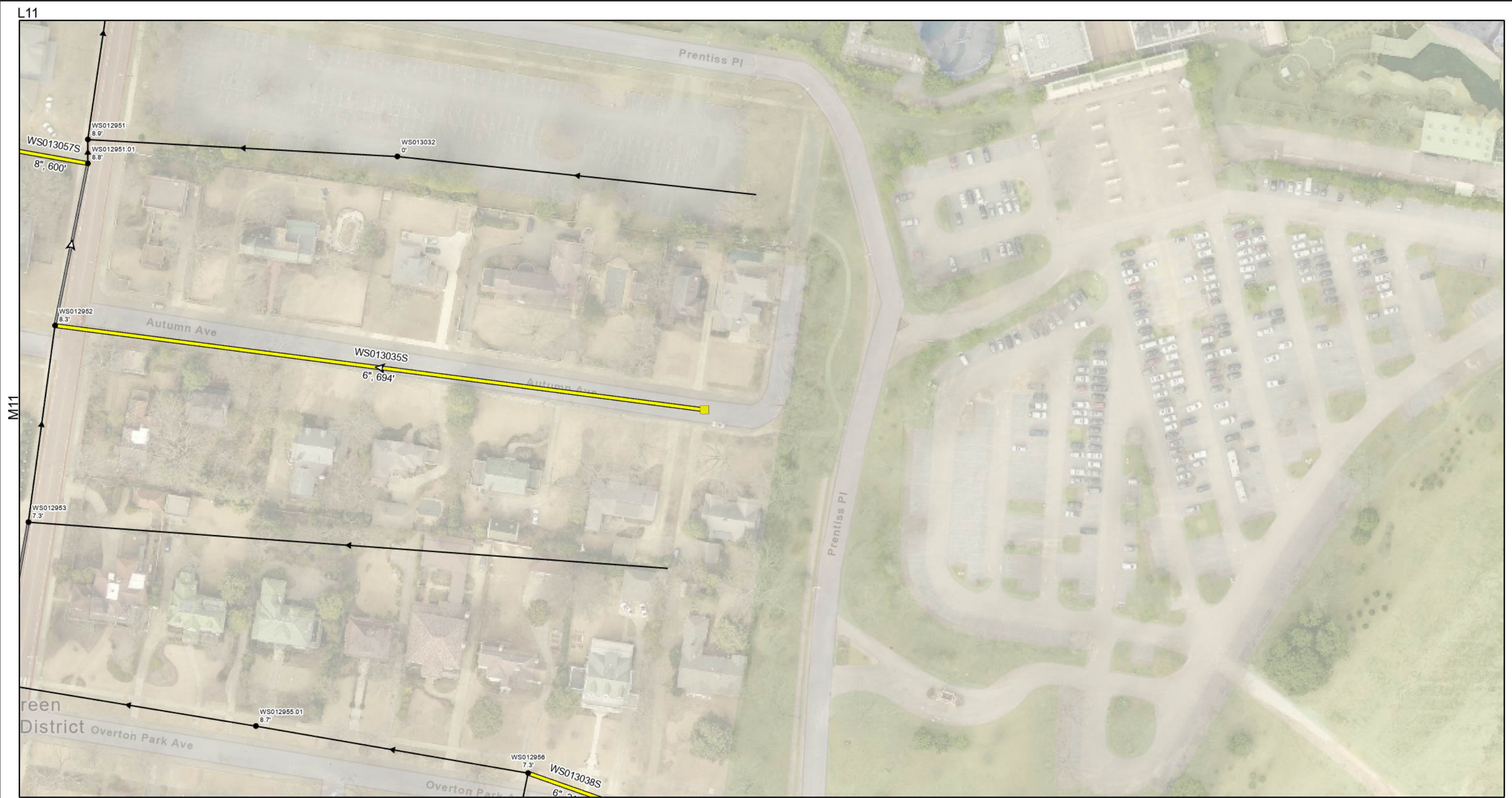
Pipe Rehab

- ➡ Mainline Relay (4)
- Manhole (Rehab By Others)
- Manhole (No Rehab)
- ➡ Gravity Main (Rehab By Others)
- ➡ Gravity Main (No Rehab)

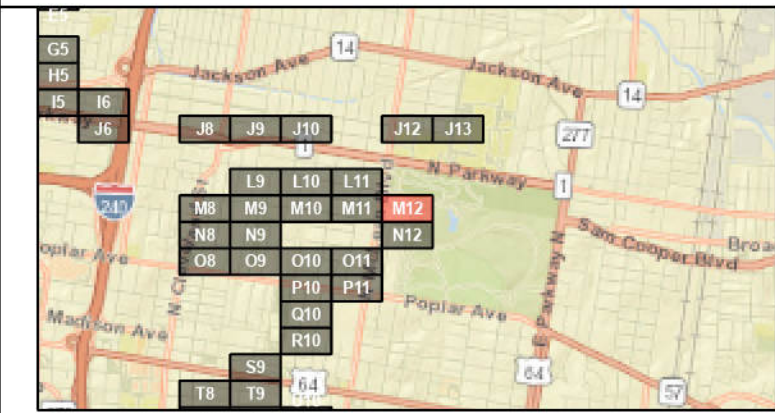


SARP10 Rehabilitation Project
Group 3 Relay
Grid M11

Note: Recorded manhole rim to invert measurements are indicated below the Facility ID. Point Repair locations are approximate. Maps have some overlap with other map pages.



N12



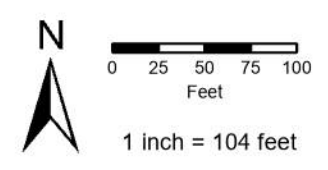
Current Grid: M12

Manhole Rehab

- Install New Manhole (1)
- Install Inside Drop (0)
- Cementitious Coating (0)
- Repair Bench/Channel (0)
- ▲ Cementitious Coating and Install Inside Drop (0)
- ▲ Cementitious Coating and Repair Bench/Channel (0)
- Repair Bench/Channel and Install Inside Drop (0)
- Structurally Replace Manhole (0)

Pipe Rehab

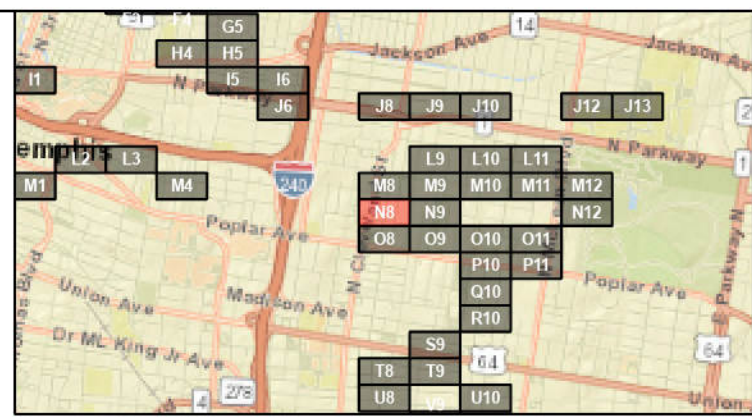
- Mainline Relay (3)
- Manhole (Rehab By Others)
- Manhole (No Rehab)
- Gravity Main (Rehab By Others)
- Gravity Main (No Rehab)



**SARP10 Rehabilitation Project
Group 3 Relay
Grid M12**

Page 36 of 54

Note: Recorded manhole rim to invert measurements are indicated below the Facility ID. Point Repair locations are approximate. Maps have some overlap with other map pages.



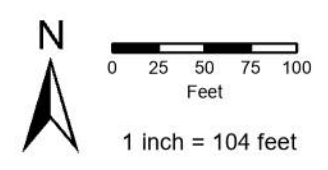
Current Grid: N8

Manhole Rehab

- Install New Manhole (0)
- Install Inside Drop (0)
- Cementitious Coating (0)
- Repair Bench/Channel (0)
- ▲ Cementitious Coating and Install Inside Drop (0)
- ▲ Cementitious Coating and Repair Bench/Channel (0)
- Repair Bench/Channel and Install Inside Drop (0)
- Structurally Replace Manhole (0)

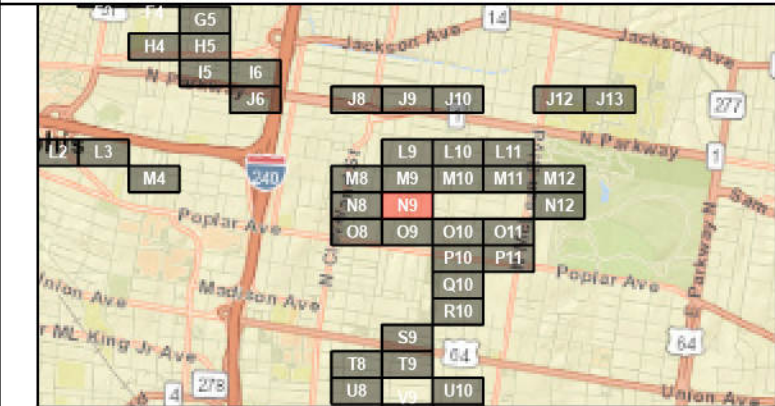
Pipe Rehab

- Mainline Relay (5)
- Manhole (Rehab By Others)
- Manhole (No Rehab)
- Gravity Main (Rehab By Others)
- Gravity Main (No Rehab)



**SARP10 Rehabilitation Project
Group 3 Relay
Grid N8**

Note: Recorded manhole rim to invert measurements are indicated below the Facility ID. Point Repair locations are approximate. Maps have some overlap with other map pages.



Current Grid: N9

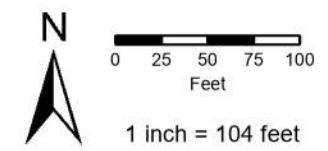
Manhole Rehab

- Install New Manhole (0)
- Install Inside Drop (0)
- Cementitious Coating (0)
- Repair Bench/Channel (0)
- ▲ Cementitious Coating and Install Inside Drop (0)
- ▲ Cementitious Coating and Repair Bench/Channel (0)
- Repair Bench/Channel and Install Inside Drop (0)
- Structurally Replace Manhole (0)

Pipe Rehab

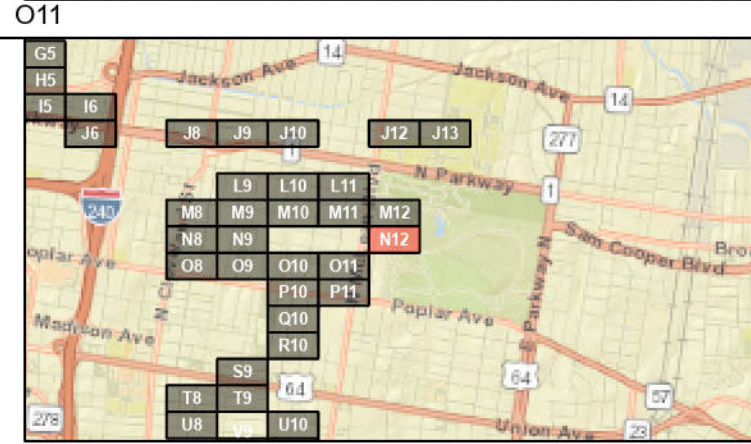
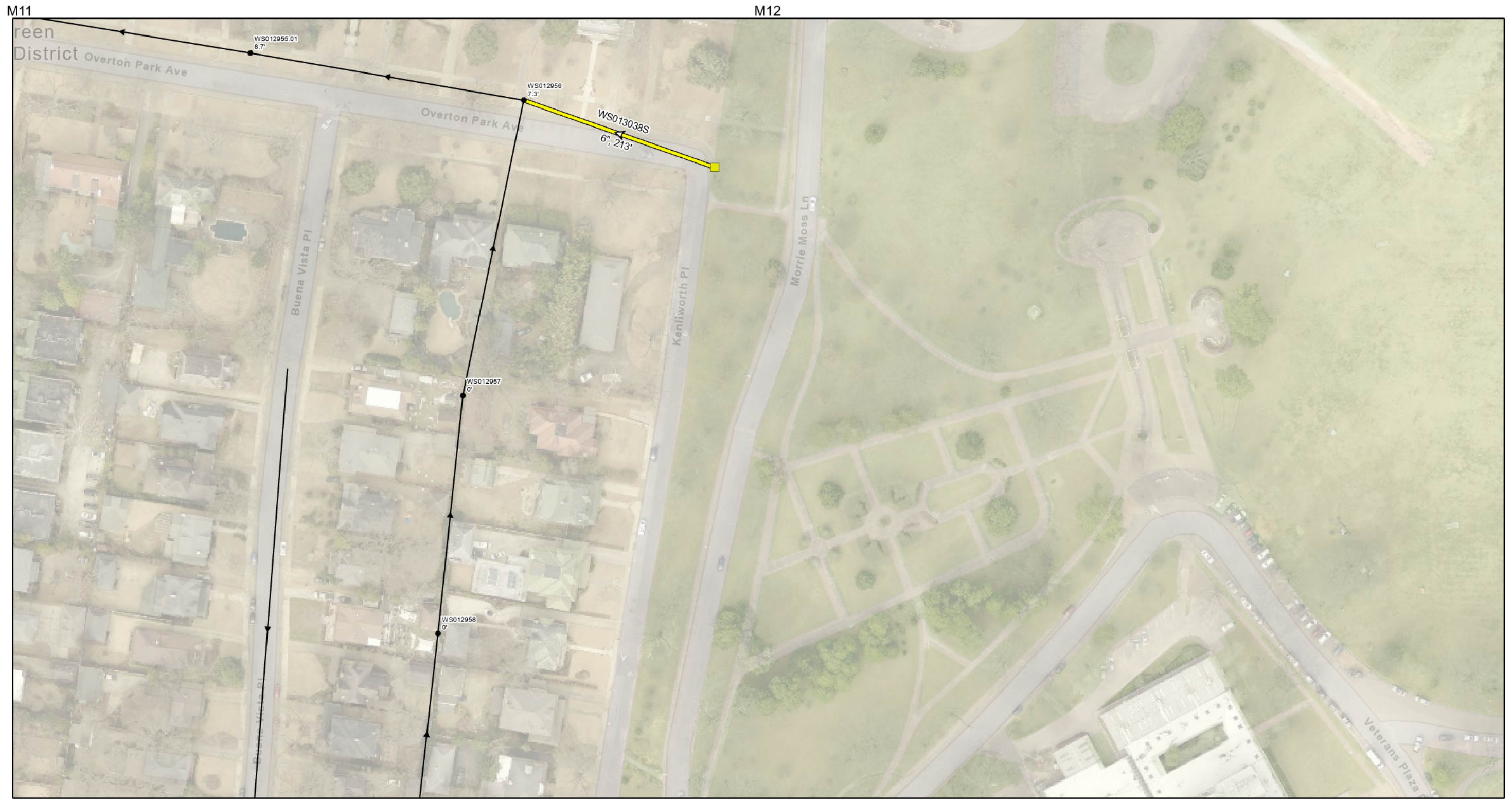
- Mainline Relay (3)

- ⊙ Manhole (Rehab By Others)
- Manhole (No Rehab)
- Gravity Main (Rehab By Others)
- Gravity Main (No Rehab)



SARP10 Rehabilitation Project Group 3 Relay Grid N9

Note: Recorded manhole rim to invert measurements are indicated below the Facility ID. Point Repair locations are approximate. Maps have some overlap with other map pages.



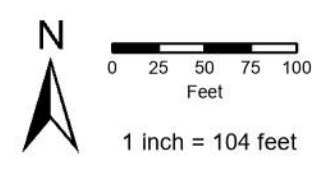
Current Grid: N12

Manhole Rehab

- Install New Manhole (1)
- Install Inside Drop (0)
- Cementitious Coating (0)
- Repair Bench/Channel (0)
- ▲ Cementitious Coating and Install Inside Drop (0)
- ▲ Cementitious Coating and Repair Bench/Channel (0)
- Repair Bench/Channel and Install Inside Drop (0)
- Structurally Replace Manhole (0)

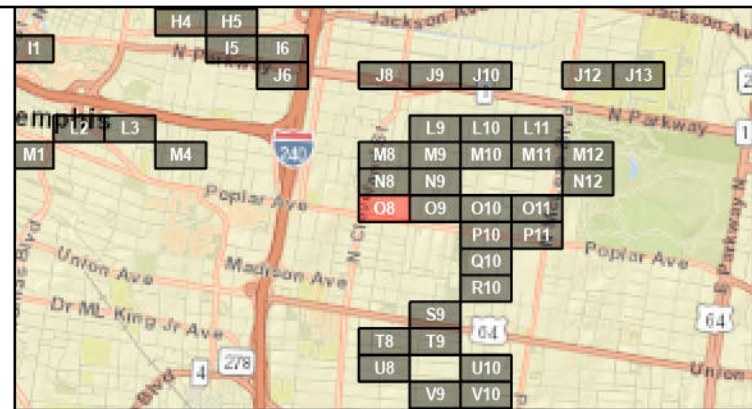
Pipe Rehab

- Mainline Relay (1)
- Manhole (Rehab By Others)
- Manhole (No Rehab)
- Gravity Main (Rehab By Others)
- Gravity Main (No Rehab)



SARP10 Rehabilitation Project Group 3 Relay Grid N12

Note: Recorded manhole rim to invert measurements are indicated below the Facility ID. Point Repair locations are approximate. Maps have some overlap with other map pages.



Current Grid: O8

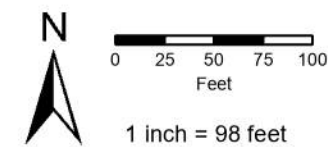
Manhole Rehab

- Install New Manhole (0)
- Install Inside Drop (0)
- Cementitious Coating (0)
- Repair Bench/Channel (0)
- ▲ Cementitious Coating and Install Inside Drop (0)
- ▲ Cementitious Coating and Repair Bench/Channel (0)
- Repair Bench/Channel and Install Inside Drop (0)
- Structurally Replace Manhole (0)

Pipe Rehab

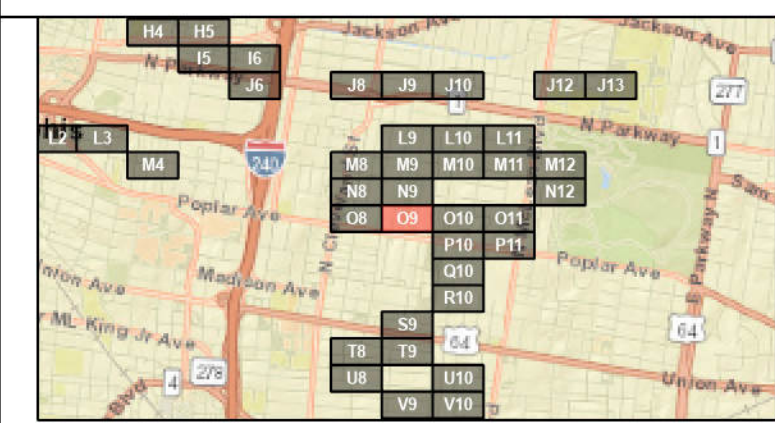
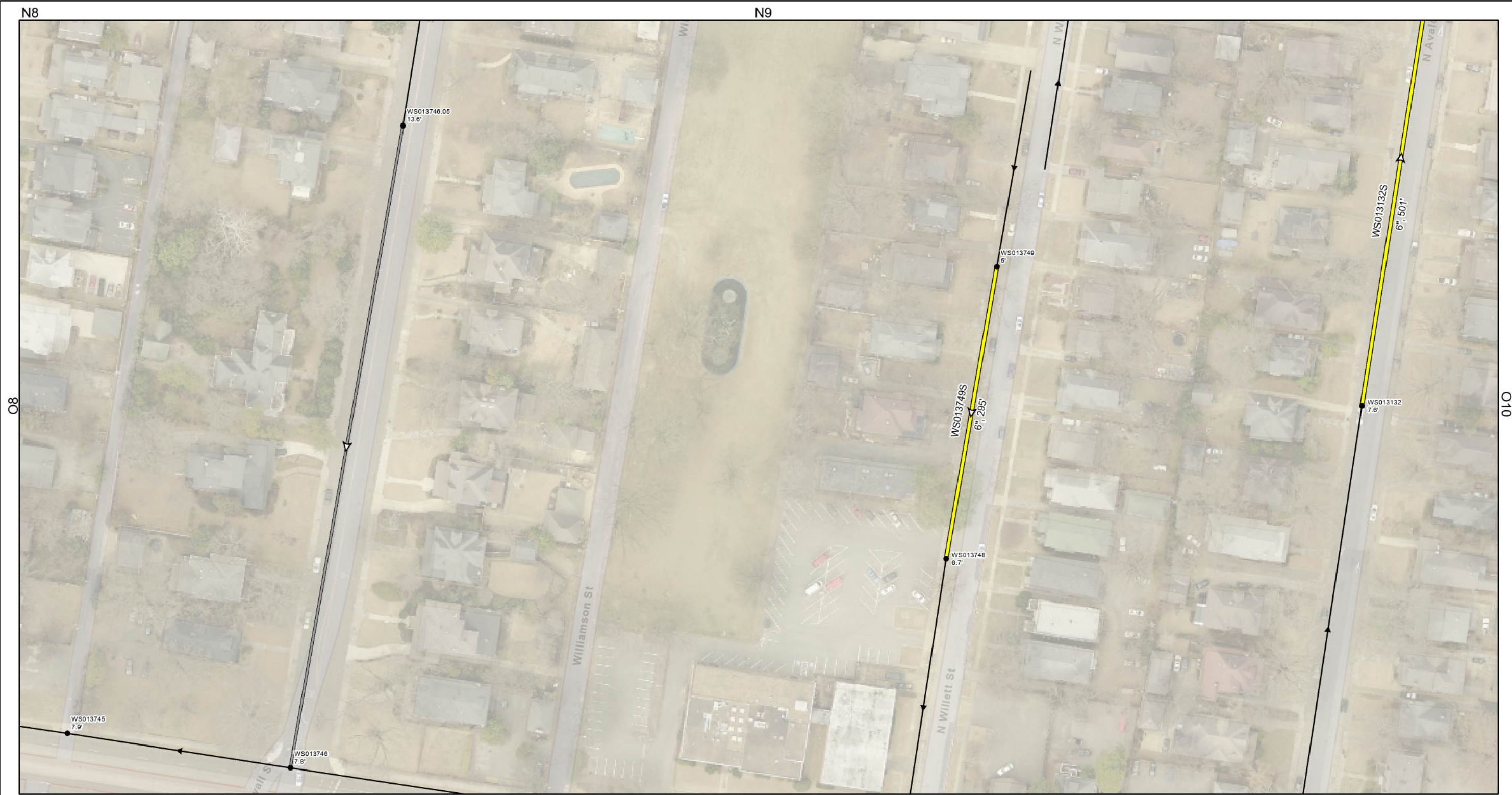
- ➔ Mainline Relay (2)

- ⊙ Manhole (Rehab By Others)
- Manhole (No Rehab)
- ➔ Gravity Main (Rehab By Others)
- ➔ Gravity Main (No Rehab)



SARP10 Rehabilitation Project Group 3 Relay Grid O8

Note: Recorded manhole rim to invert measurements are indicated below the Facility ID. Point Repair locations are approximate. Maps have some overlap with other map pages.



Current Grid: O9

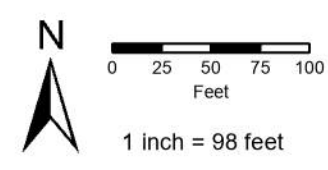
Manhole Rehab

- Install New Manhole (0)
- Install Inside Drop (0)
- Cementitious Coating (0)
- Repair Bench/Channel (0)
- ▲ Cementitious Coating and Install Inside Drop (0)
- ▲ Cementitious Coating and Repair Bench/Channel (0)
- Repair Bench/Channel and Install Inside Drop (0)
- Structurally Replace Manhole (0)

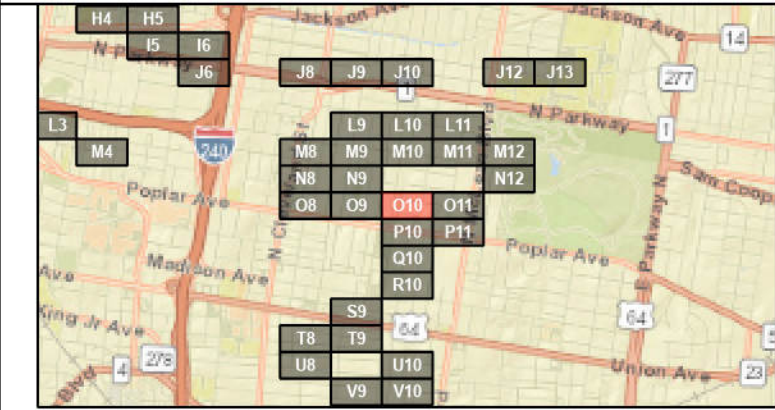
Pipe Rehab

- Mainline Relay (2)
- Manhole (Rehab By Others)
- Manhole (No Rehab)
- Gravity Main (Rehab By Others)
- Gravity Main (No Rehab)

Note: Recorded manhole rim to invert measurements are indicated below the Facility ID. Point Repair locations are approximate. Maps have some overlap with other map pages.



**SARP10 Rehabilitation Project
Group 3 Relay
Grid O9**



Current Grid: O10

Manhole Rehab

- Install New Manhole (0)
- Install Inside Drop (0)
- Cementitious Coating (0)
- Repair Bench/Channel (0)
- ▲ Cementitious Coating and Install Inside Drop (0)
- ▲ Cementitious Coating and Repair Bench/Channel (0)
- Repair Bench/Channel and Install Inside Drop (0)
- Structurally Replace Manhole (0)

Pipe Rehab

- ➡ Mainline Relay (4)
- Manhole (Rehab By Others)
- Manhole (No Rehab)
- ➡ Gravity Main (Rehab By Others)
- ➡ Gravity Main (No Rehab)

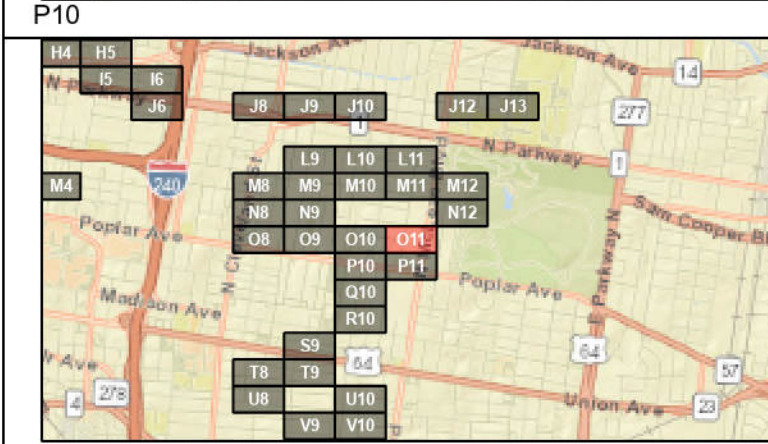
Note: Recorded manhole rim to invert measurements are indicated below the Facility ID. Point Repair locations are approximate. Maps have some overlap with other map pages.

N

1 inch = 98 feet

Building a world of difference.

SARP10 Rehabilitation Project
Group 3 Relay
Grid O10



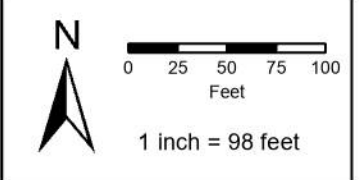
Current Grid: O11

Manhole Rehab

- Install New Manhole (0)
- Install Inside Drop (0)
- Cementitious Coating (0)
- Repair Bench/Channel (0)
- ▲ Cementitious Coating and Install Inside Drop (0)
- ▲ Cementitious Coating and Repair Bench/Channel (0)
- Repair Bench/Channel and Install Inside Drop (0)
- Structurally Replace Manhole (0)

Pipe Rehab

- ➔ Mainline Relay (2)
- Manhole (Rehab By Others)
- Manhole (No Rehab)
- ➔ Gravity Main (Rehab By Others)
- ➔ Gravity Main (No Rehab)

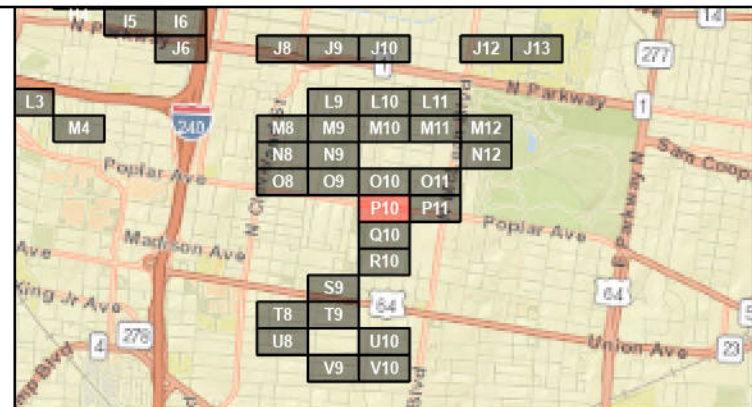
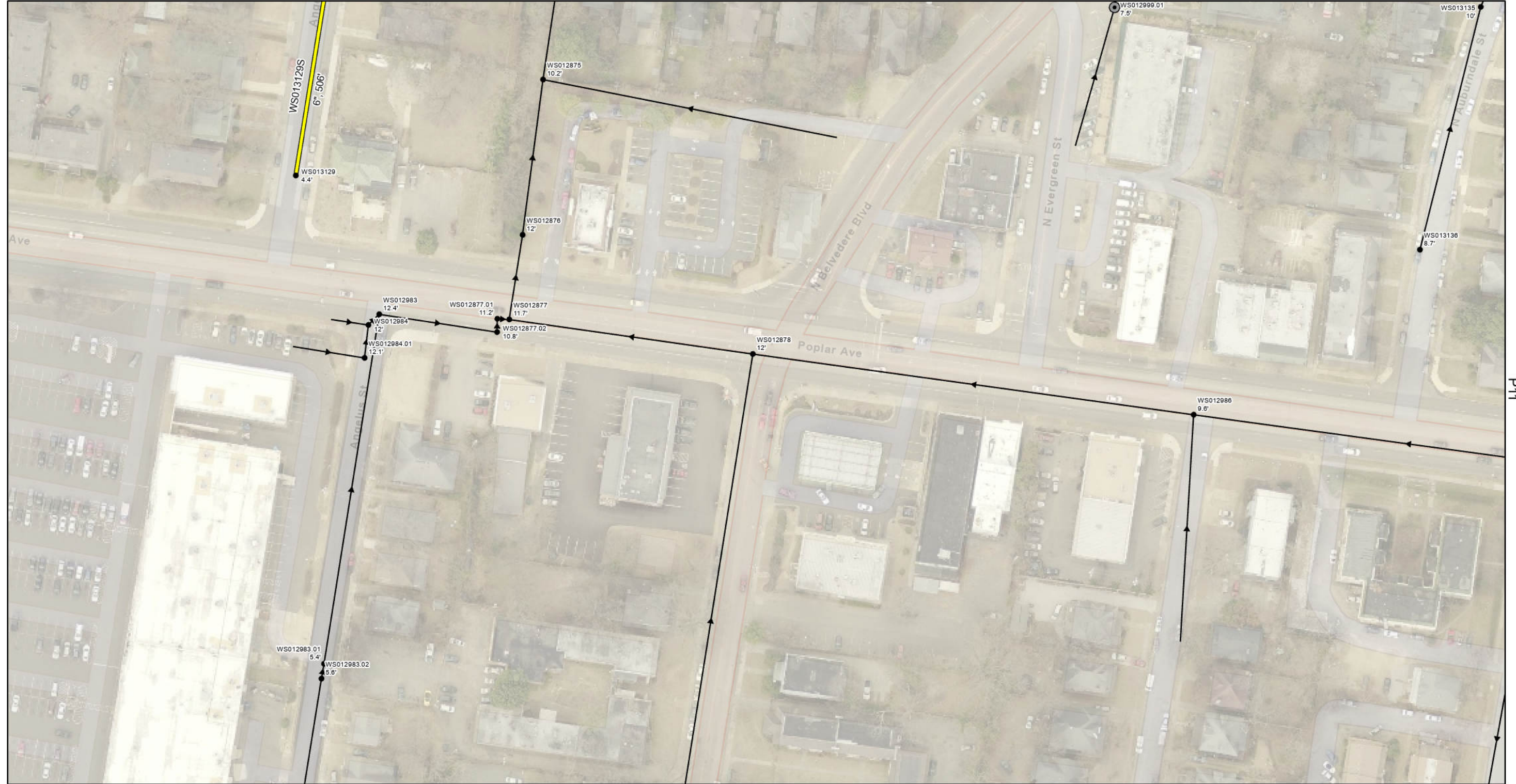


SARP10 Rehabilitation Project

Group 3 Relay

Grid O11

Note: Recorded manhole rim to invert measurements are indicated below the Facility ID. Point Repair locations are approximate. Maps have some overlap with other map pages.



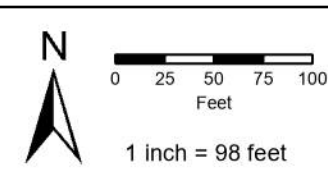
Current Grid: P10

Manhole Rehab

- Install New Manhole (0)
- Install Inside Drop (0)
- Cementitious Coating (0)
- Repair Bench/Channel (0)
- ▲ Cementitious Coating and Install Inside Drop (0)
- ▲ Cementitious Coating and Repair Bench/Channel (0)
- Repair Bench/Channel and Install Inside Drop (0)
- Structurally Replace Manhole (0)

Pipe Rehab

- ➡ Mainline Relay (1)
- Manhole (Rehab By Others)
- Manhole (No Rehab)
- ➡ Gravity Main (Rehab By Others)
- ➡ Gravity Main (No Rehab)

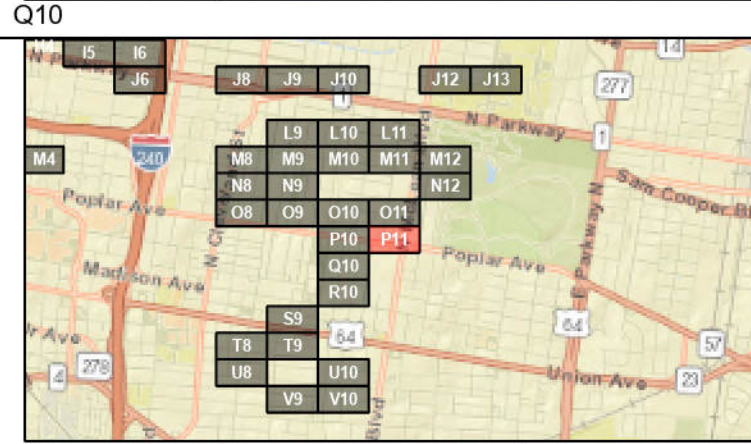


SARP10 Rehabilitation Project

Group 3 Relay

Grid P10

Note: Recorded manhole rim to invert measurements are indicated below the Facility ID. Point Repair locations are approximate. Maps have some overlap with other map pages.



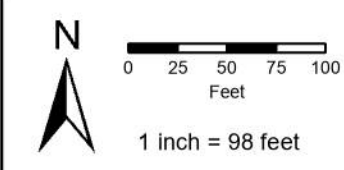
Current Grid: P11

Manhole Rehab

- Install New Manhole (0)
- Install Inside Drop (0)
- Cementitious Coating (0)
- Repair Bench/Channel (0)
- ▲ Cementitious Coating and Install Inside Drop (0)
- ▲ Cementitious Coating and Repair Bench/Channel (0)
- Repair Bench/Channel and Install Inside Drop (0)
- Structurally Replace Manhole (0)

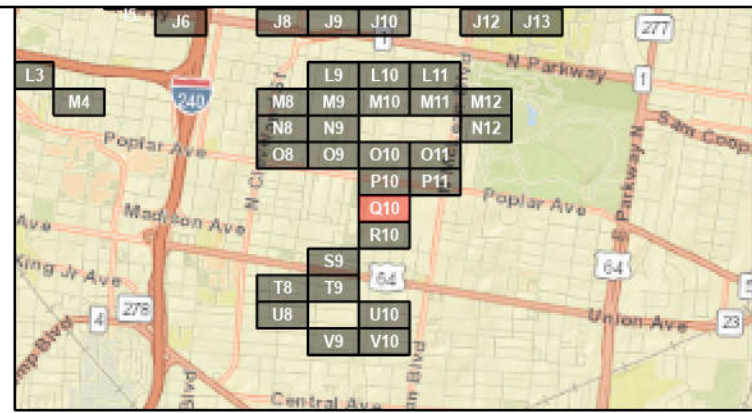
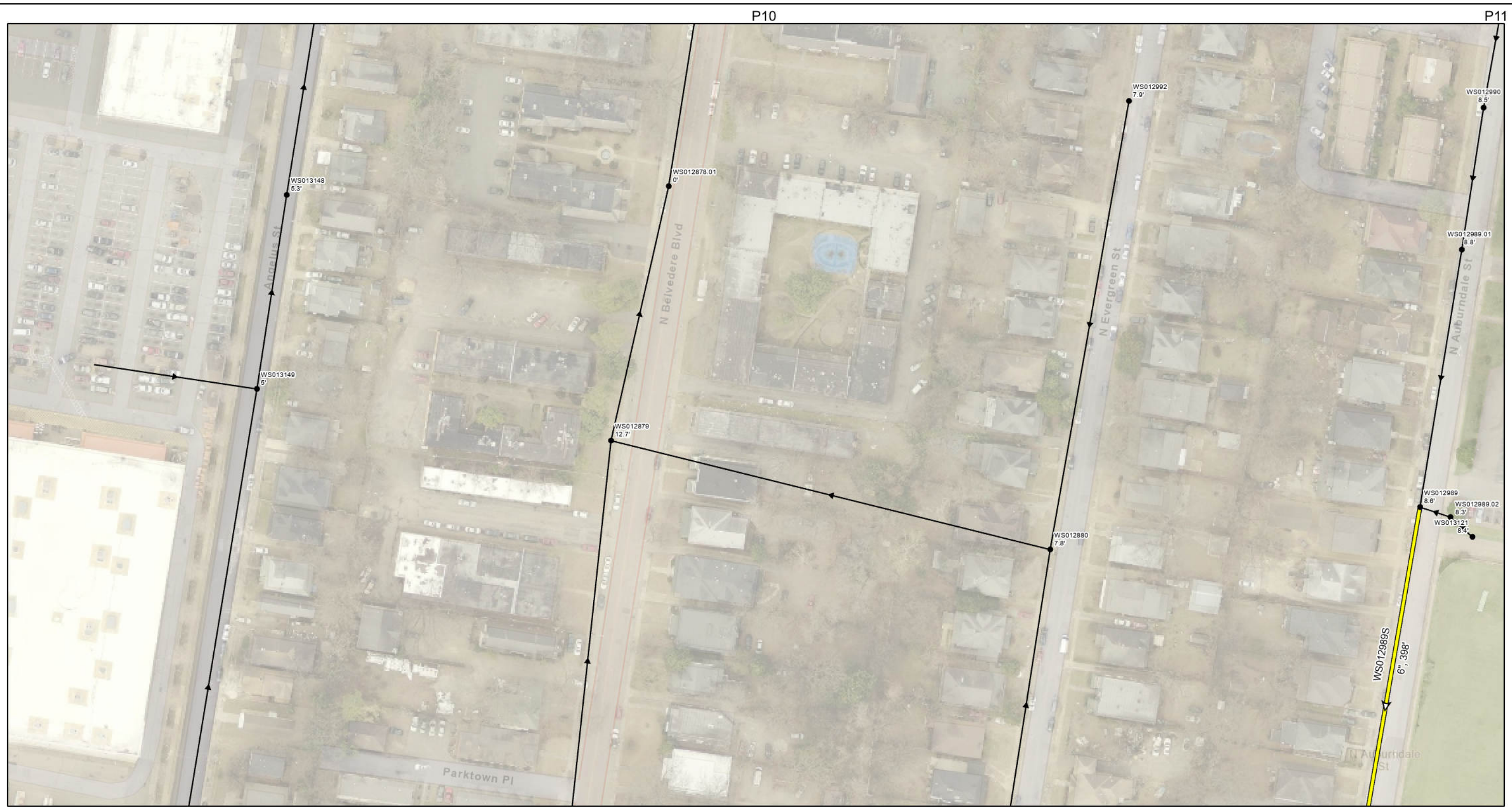
Pipe Rehab

- ➔ Mainline Relay (1)
- Manhole (Rehab By Others)
- Manhole (No Rehab)
- ➔ Gravity Main (Rehab By Others)
- ➔ Gravity Main (No Rehab)



SARP10 Rehabilitation Project Group 3 Relay Grid P11

Note: Recorded manhole rim to invert measurements are indicated below the Facility ID. Point Repair locations are approximate. Maps have some overlap with other map pages.



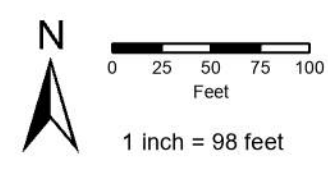
Current Grid: Q10

Manhole Rehab

- Install New Manhole (0)
- Install Inside Drop (0)
- Cementitious Coating (0)
- Repair Bench/Channel (0)
- ▲ Cementitious Coating and Install Inside Drop (0)
- ▲ Cementitious Coating and Repair Bench/Channel (0)
- Repair Bench/Channel and Install Inside Drop (0)
- Structurally Replace Manhole (0)

Pipe Rehab

- ➔ Mainline Relay (1)
- Manhole (Rehab By Others)
- Manhole (No Rehab)
- ➔ Gravity Main (Rehab By Others)
- ➔ Gravity Main (No Rehab)

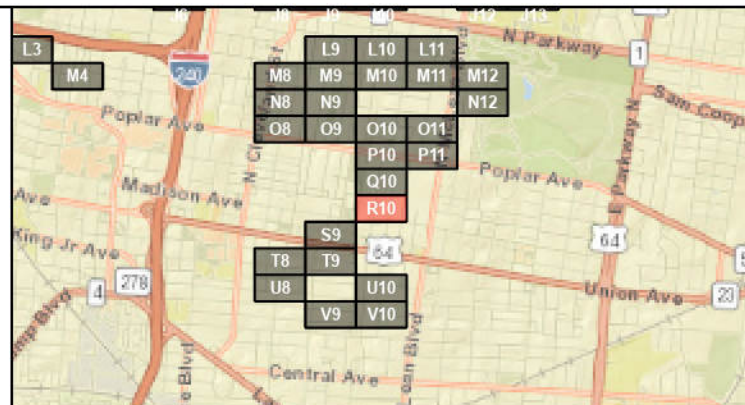


**SARP10 Rehabilitation Project
Group 3 Relay
Grid Q10**

Note: Recorded manhole rim to invert measurements are indicated below the Facility ID. Point Repair locations are approximate. Maps have some overlap with other map pages.



S9



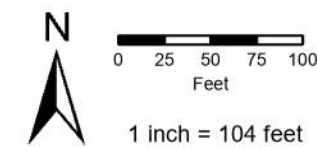
Current Grid: R10

Manhole Rehab

- Install New Manhole (0)
- Install Inside Drop (0)
- Cementitious Coating (0)
- Repair Bench/Channel (0)
- ▲ Cementitious Coating and Install Inside Drop (0)
- ▲ Cementitious Coating and Repair Bench/Channel (0)
- Repair Bench/Channel and Install Inside Drop (0)
- Structurally Replace Manhole (0)

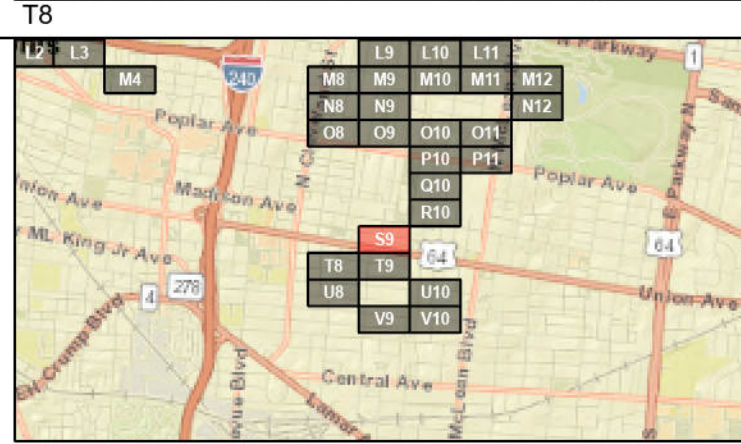
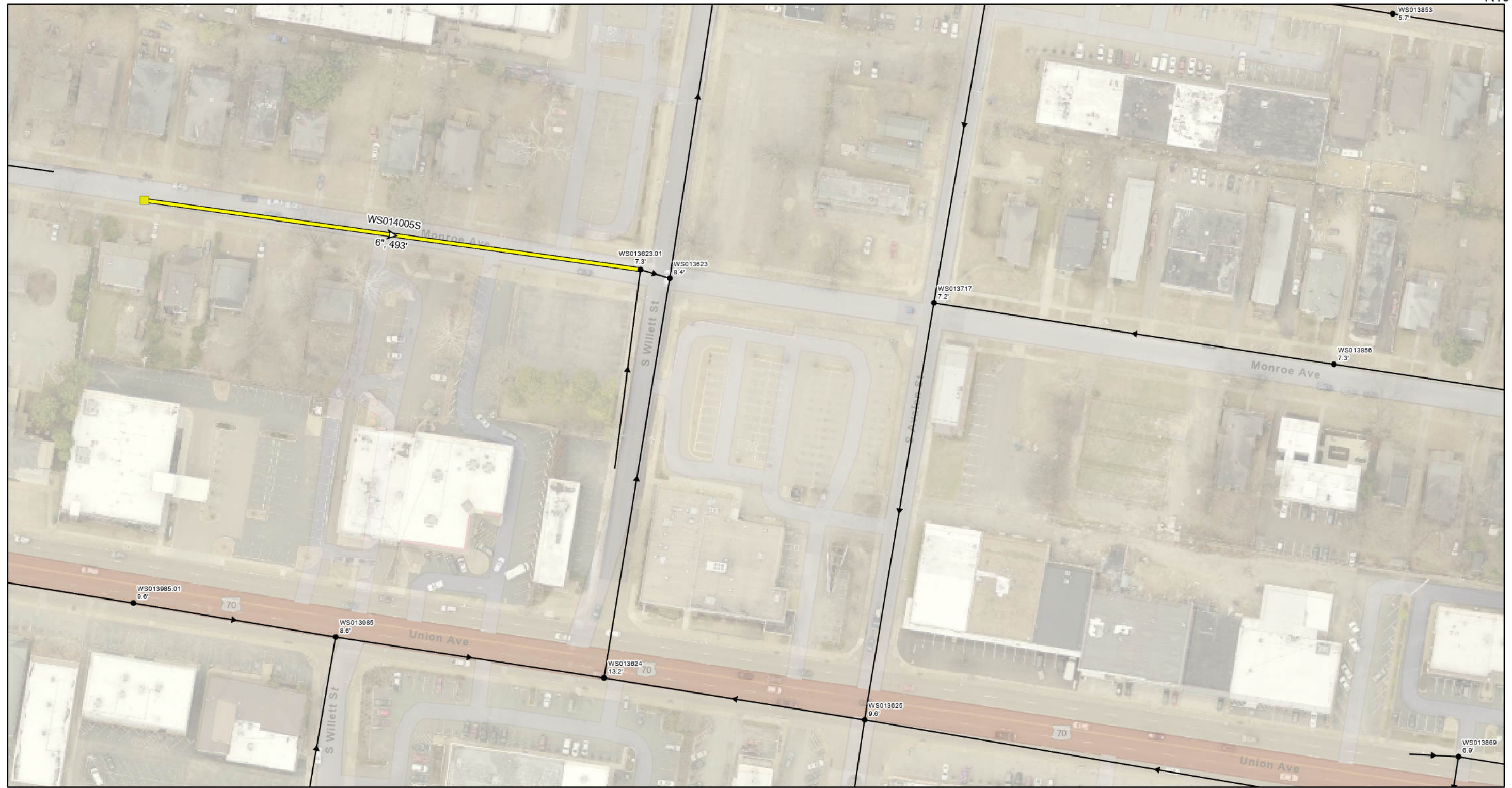
Pipe Rehab

- ➡ Mainline Relay (1)
- Manhole (Rehab By Others)
- Manhole (No Rehab)
- ➡ Gravity Main (Rehab By Others)
- ➡ Gravity Main (No Rehab)



**SARP10 Rehabilitation Project
Group 3 Relay
Grid R10**

Note: Recorded manhole rim to invert measurements are indicated below the Facility ID. Point Repair locations are approximate. Maps have some overlap with other map pages.



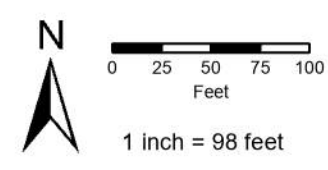
Manhole Rehab

- Install New Manhole (1)
- Install Inside Drop (0)
- Cementitious Coating (0)
- Repair Bench/Channel (0)
- ▲ Cementitious Coating and Install Inside Drop (0)
- ▲ Cementitious Coating and Repair Bench/Channel (0)
- Repair Bench/Channel and Install Inside Drop (0)
- Structurally Replace Manhole (0)

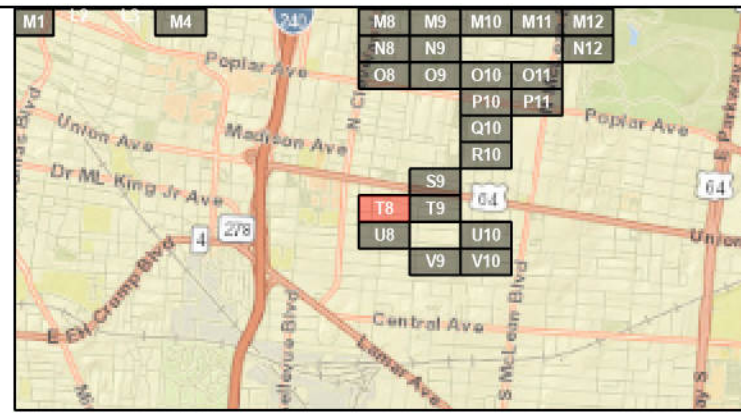
Pipe Rehab

- ➔ Mainline Relay (2)

- Manhole (Rehab By Others)
- Manhole (No Rehab)
- ➔ Gravity Main (Rehab By Others)
- ➔ Gravity Main (No Rehab)



**SARP10 Rehabilitation Project
Group 3 Relay
Grid S9**



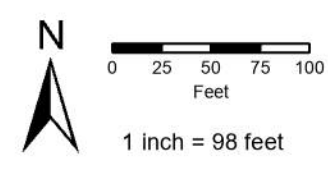
Current Grid: T8

Manhole Rehab

- Install New Manhole (0)
- Install Inside Drop (0)
- Cementitious Coating (0)
- Repair Bench/Channel (0)
- ▲ Cementitious Coating and Install Inside Drop (0)
- ▲ Cementitious Coating and Repair Bench/Channel (0)
- Repair Bench/Channel and Install Inside Drop (0)
- Structurally Replace Manhole (0)

Pipe Rehab

- ➔ Mainline Relay (1)
- Manhole (Rehab By Others)
- Manhole (No Rehab)
- ➔ Gravity Main (Rehab By Others)
- ➔ Gravity Main (No Rehab)



SARP10 Rehabilitation Project

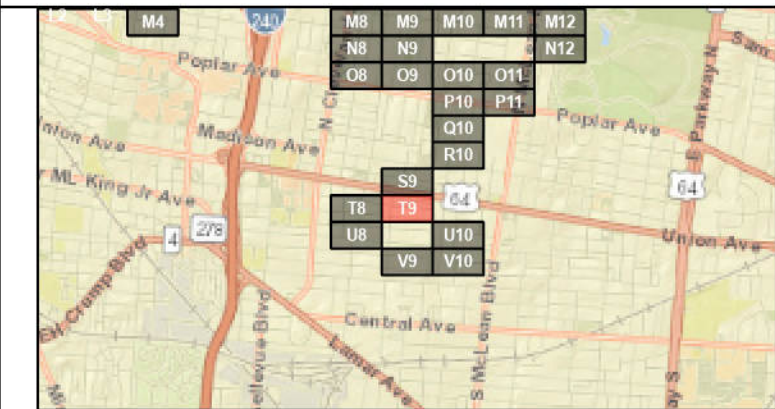
Group 3 Relay

Grid T8

Note: Recorded manhole rim to invert measurements are indicated below the Facility ID. Point Repair locations are approximate. Maps have some overlap with other map pages.



U8 U10



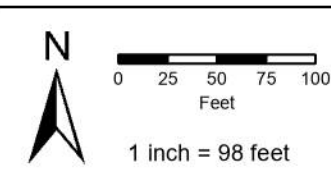
Current Grid: T9

Manhole Rehab

- Install New Manhole (0)
- Install Inside Drop (0)
- Cementitious Coating (0)
- Repair Bench/Channel (0)
- ▲ Cementitious Coating and Install Inside Drop (0)
- ▲ Cementitious Coating and Repair Bench/Channel (0)
- Repair Bench/Channel and Install Inside Drop (0)
- Structurally Replace Manhole (0)

Pipe Rehab

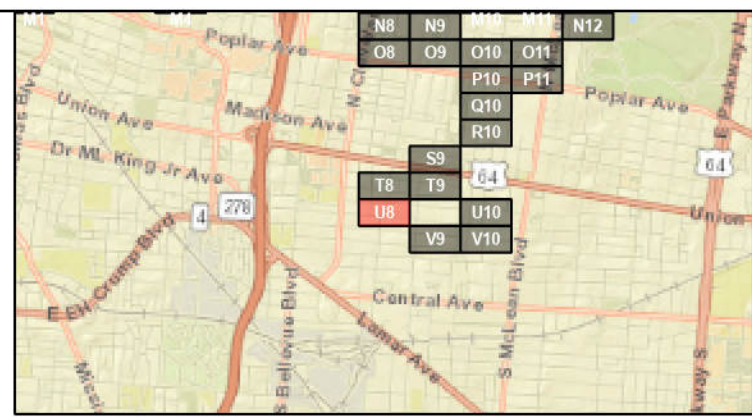
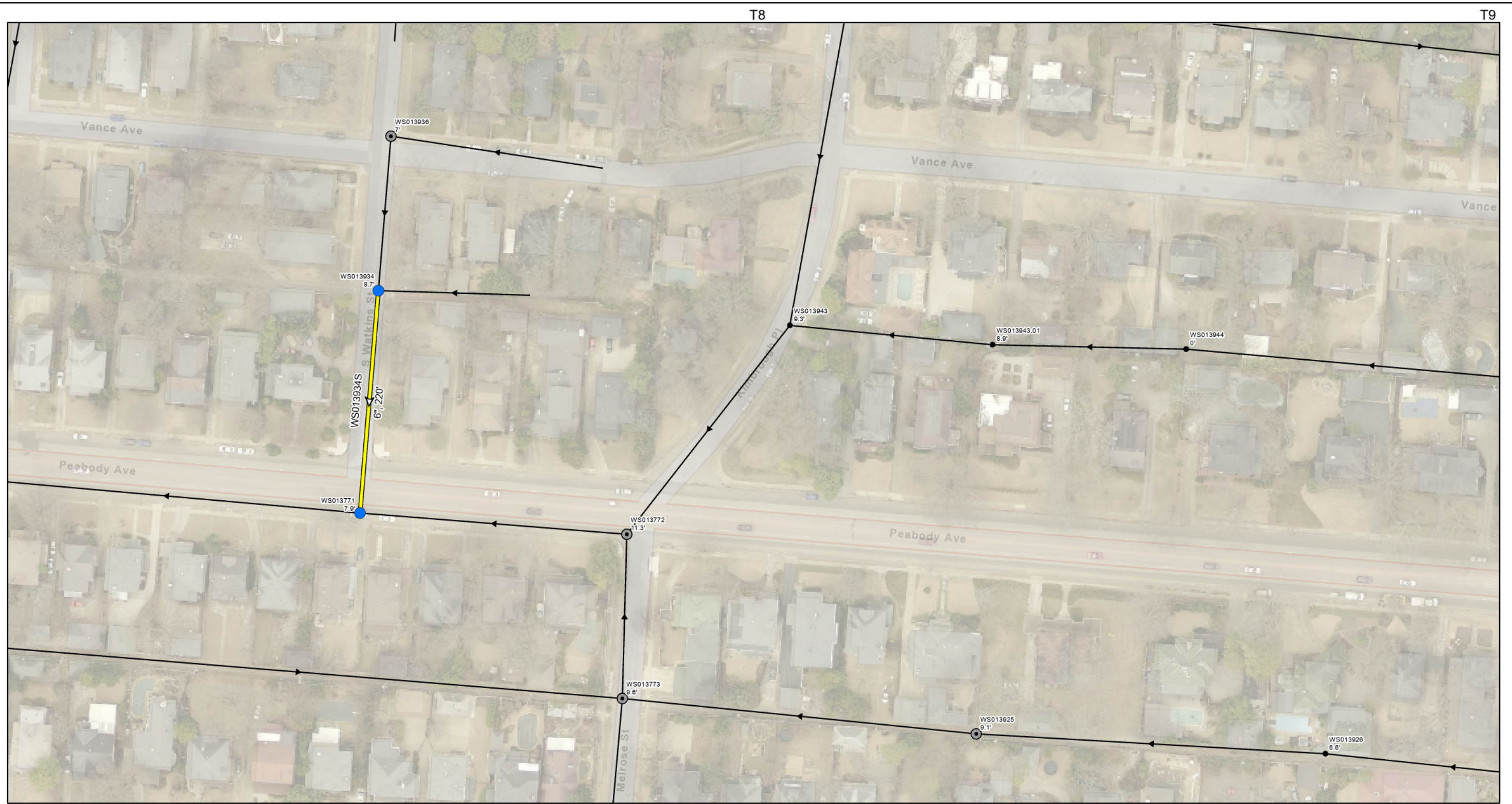
- ➔ Mainline Relay (1)
- Manhole (Rehab By Others)
- Manhole (No Rehab)
- ➔ Gravity Main (Rehab By Others)
- ➔ Gravity Main (No Rehab)



**SARP10 Rehabilitation Project
Group 3 Relay
Grid T9**

Page 50 of 54

Note: Recorded manhole rim to invert measurements are indicated below the Facility ID. Point Repair locations are approximate. Maps have some overlap with other map pages.

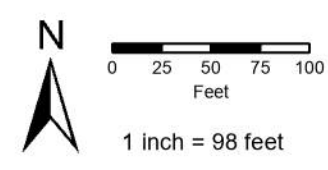


Manhole Rehab

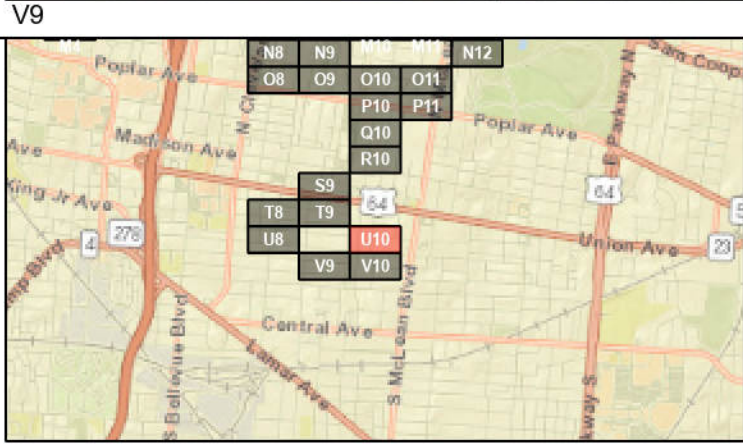
- Install New Manhole (0)
- Install Inside Drop (0)
- Cementitious Coating (2)
- Repair Bench/Channel (0)
- ▲ Cementitious Coating and Install Inside Drop (0)
- ▲ Cementitious Coating and Repair Bench/Channel (0)
- Repair Bench/Channel and Install Inside Drop (0)
- Structurally Replace Manhole (0)

Pipe Rehab

- ➔ Mainline Relay (1)
- Manhole (Rehab By Others)
- Manhole (No Rehab)
- ➔ Gravity Main (Rehab By Others)
- ➔ Gravity Main (No Rehab)



**SARP10 Rehabilitation Project
Group 3 Relay
Grid U8**



Current Grid: U10

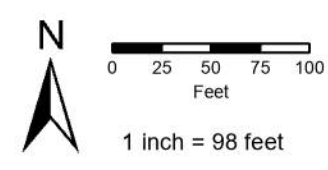
Manhole Rehab

- Install New Manhole (0)
- Install Inside Drop (0)
- Cementitious Coating (0)
- Repair Bench/Channel (0)
- ▲ Cementitious Coating and Install Inside Drop (0)
- ▲ Cementitious Coating and Repair Bench/Channel (0)
- Repair Bench/Channel and Install Inside Drop (0)
- Structurally Replace Manhole (0)

Pipe Rehab

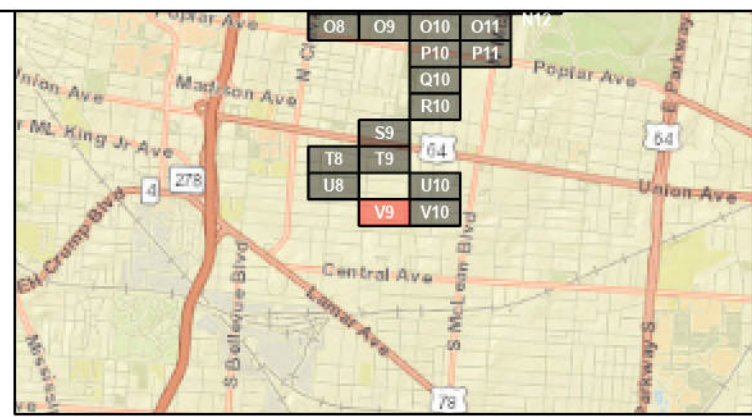
- ➔ Mainline Relay (2)

- ⊙ Manhole (Rehab By Others)
- Manhole (No Rehab)
- ➔ Gravity Main (Rehab By Others)
- ➔ Gravity Main (No Rehab)



**SARP10 Rehabilitation Project
Group 3 Relay
Grid U10**

Note: Recorded manhole rim to invert measurements are indicated below the Facility ID. Point Repair locations are approximate. Maps have some overlap with other map pages.

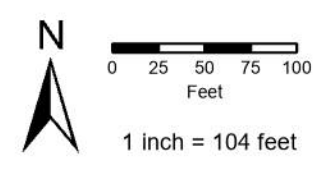


Manhole Rehab

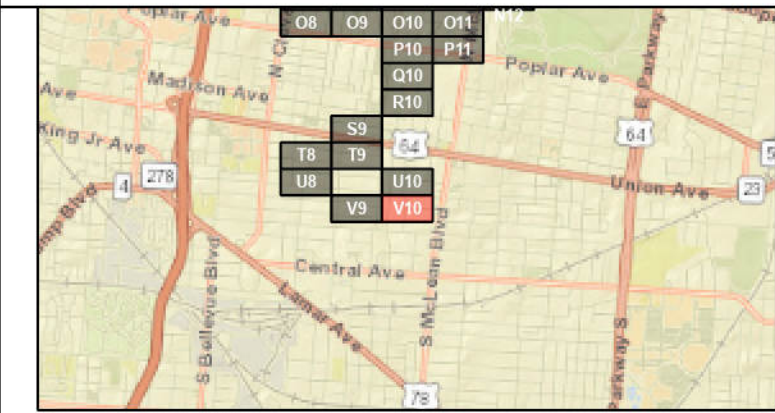
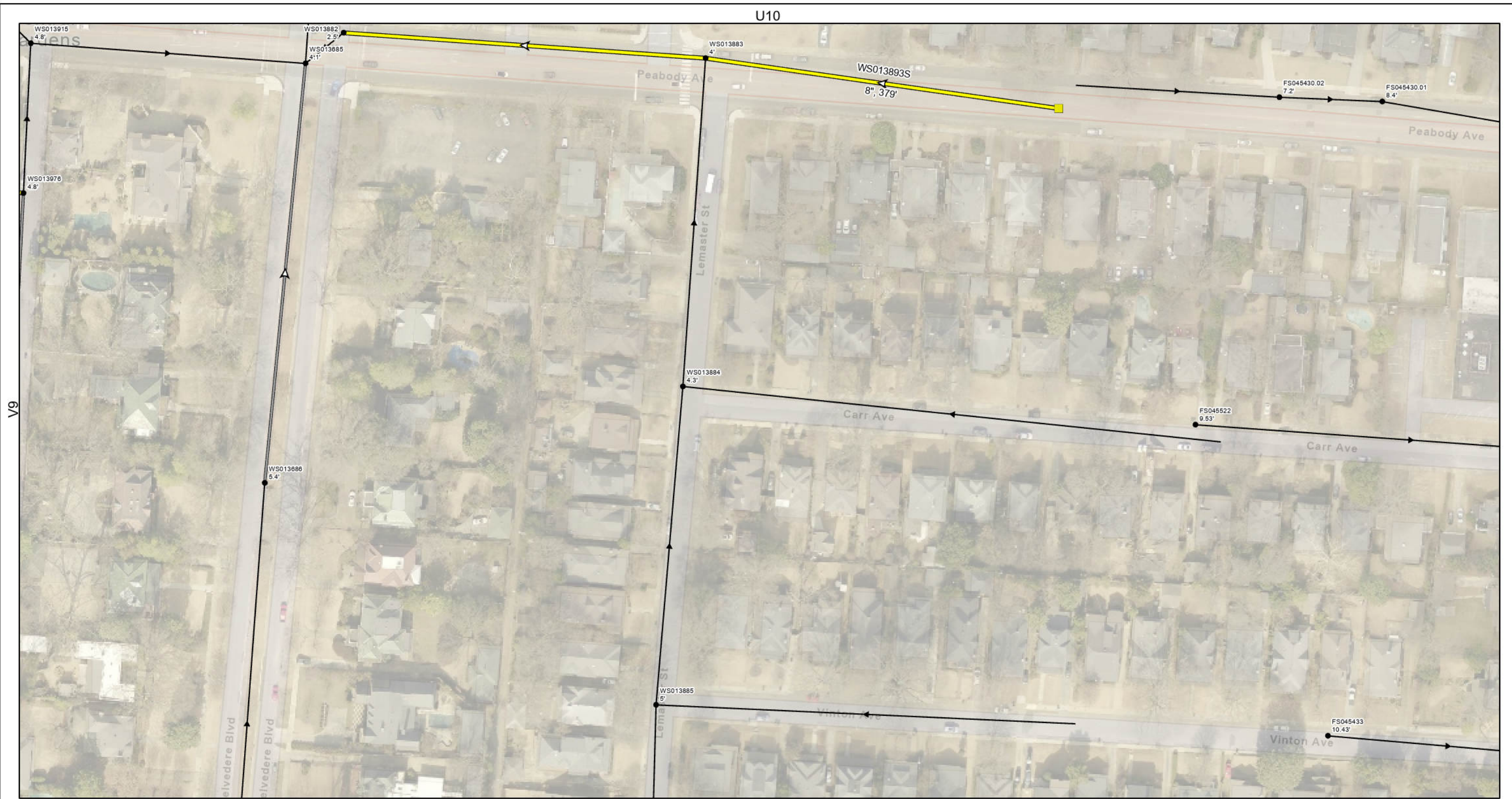
- Install New Manhole (0)
- Install Inside Drop (0)
- Cementitious Coating (0)
- Repair Bench/Channel (0)
- ▲ Cementitious Coating and Install Inside Drop (0)
- ▲ Cementitious Coating and Repair Bench/Channel (0)
- Repair Bench/Channel and Install Inside Drop (0)
- Structurally Replace Manhole (0)

Pipe Rehab

- ➡ Mainline Relay (2)
- Manhole (Rehab By Others)
- Manhole (No Rehab)
- ➡ Gravity Main (Rehab By Others)
- ➡ Gravity Main (No Rehab)



SARP10 Rehabilitation Project
Group 3 Relay
Grid V9

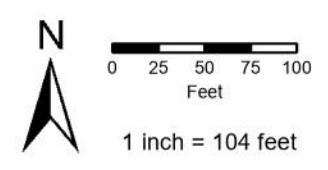


Manhole Rehab

- Install New Manhole (1)
- Install Inside Drop (0)
- Cementitious Coating (0)
- Repair Bench/Channel (0)
- ▲ Cementitious Coating and Install Inside Drop (0)
- ▲ Cementitious Coating and Repair Bench/Channel (0)
- Repair Bench/Channel and Install Inside Drop (0)
- Structurally Replace Manhole (0)

Pipe Rehab

- ➡ Mainline Relay (3)
- Manhole (Rehab By Others)
- Manhole (No Rehab)
- ➡ Gravity Main (Rehab By Others)
- ➡ Gravity Main (No Rehab)



**SARP10 Rehabilitation Project
Group 3 Relay
Grid V10**