



NK02

NK03



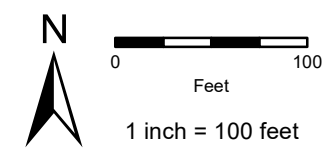
Manhole Rehab

- Install New Manhole (0)
- Install Inside Drop (0)
- Cementitious Coating (0)
- Repair Bench/Channel (0)
- ▲ Cementitious Coating and Install Inside Drop (0)
- ▲ Cementitious Coating and Repair Bench/Channel (0)
- Repair Bench/Channel and Install Inside Drop (0)
- Structurally Replace Manhole (0)

Pipe Rehab

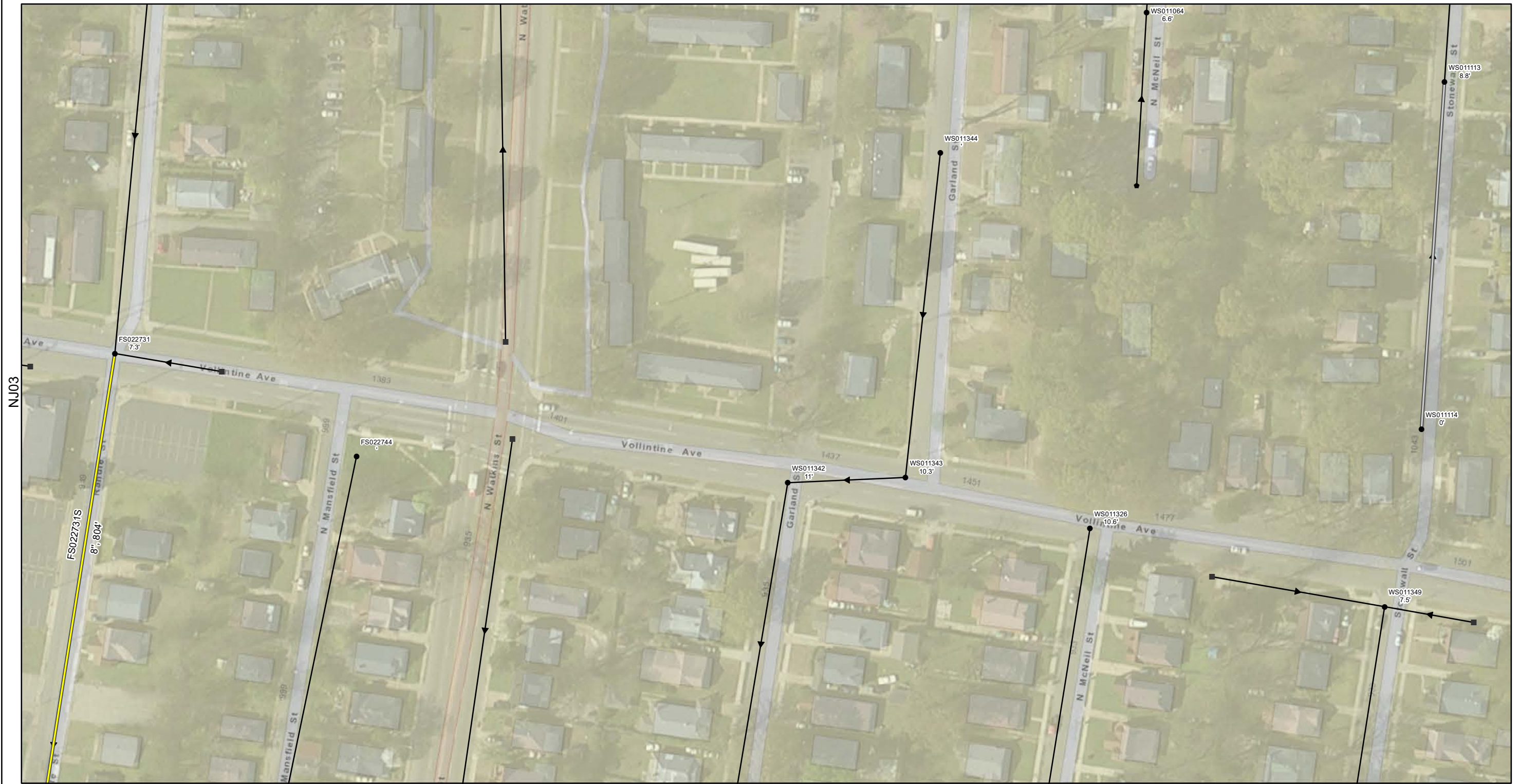
- Mainline Relay (1)

- Install New Manhole (Rehab By Others)
- ⊙ Manhole (Rehab By Others)
- Manhole (No Rehab)
- Gravity Main (Rehab By Others)
- Gravity Main (No Rehab)

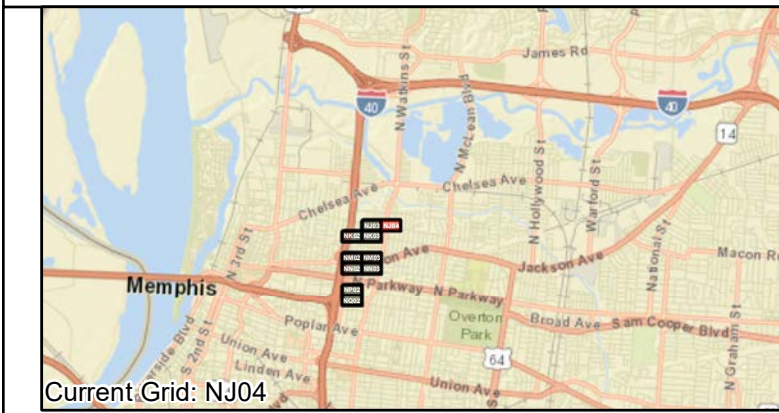


Group 1 Rehab Grid NJ03

Note: Recorded manhole rim to invert measurements are indicated below the Facility ID. Point Repair locations are approximate.



NK03



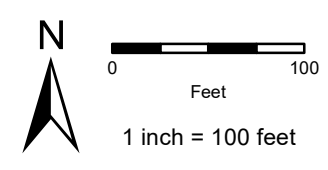
Manhole Rehab

- Install New Manhole (0)
- Install Inside Drop (0)
- Cementitious Coating (0)
- Repair Bench/Channel (0)
- ▲ Cementitious Coating and Install Inside Drop (0)
- ▲ Cementitious Coating and Repair Bench/Channel (0)
- Repair Bench/Channel and Install Inside Drop (0)
- Structurally Replace Manhole (0)

Pipe Rehab

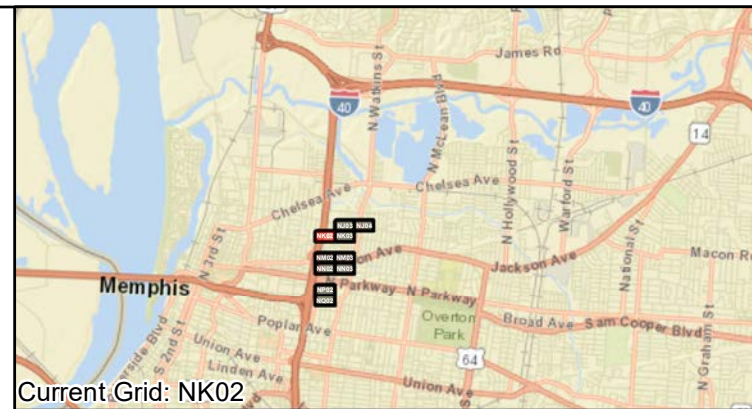
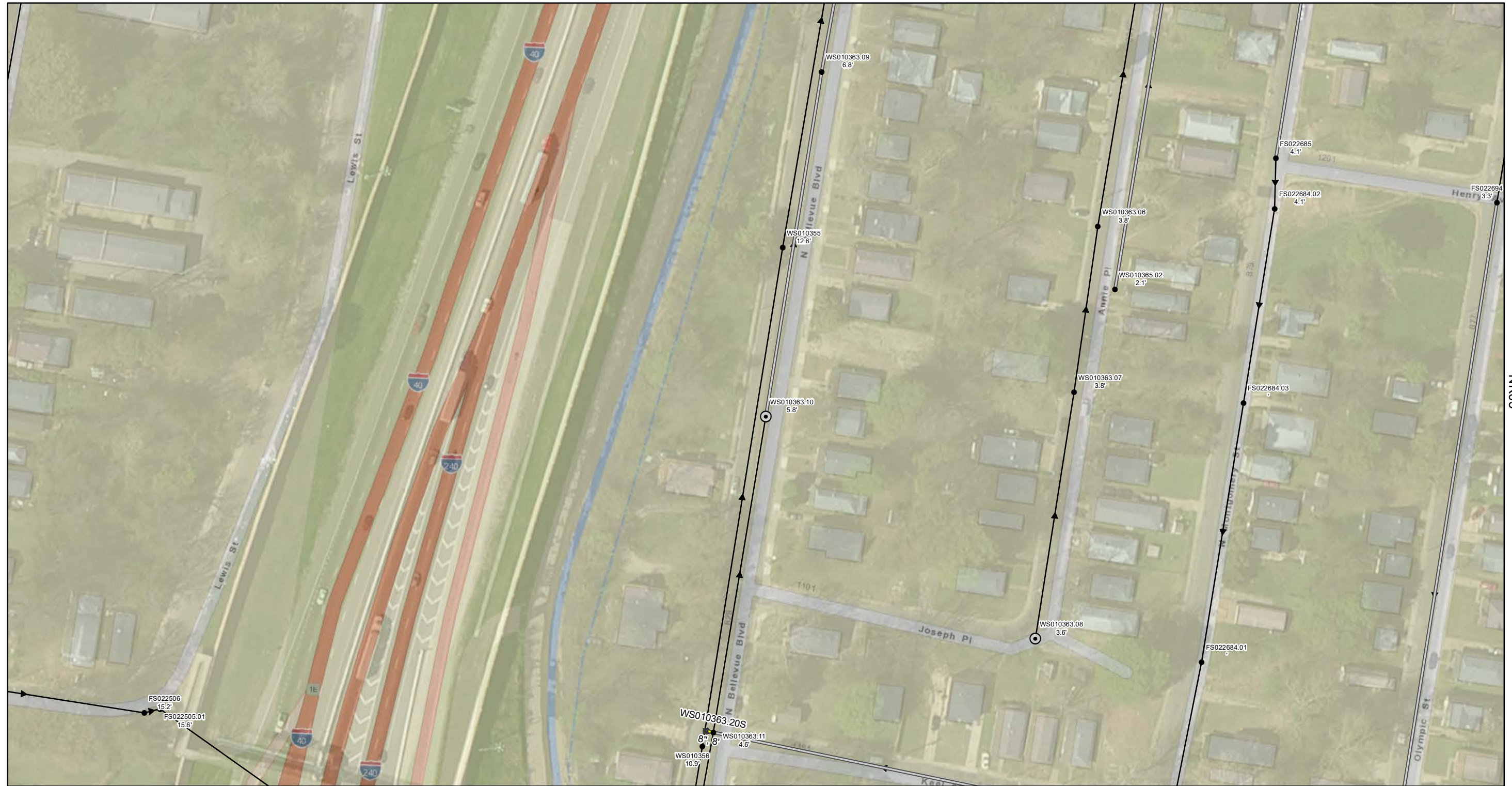
- Mainline Relay (1)

- Install New Manhole (Rehab By Others)
- ⊙ Manhole (Rehab By Others)
- Manhole (No Rehab)
- Gravity Main (Rehab By Others)
- Gravity Main (No Rehab)



Group 1 Rehab Grid NJ04

Note: Recorded manhole rim to invert measurements are indicated below the Facility ID. Point Repair locations are approximate.



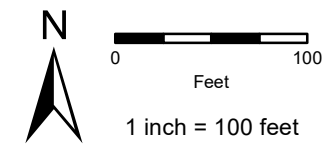
Manhole Rehab

- Install New Manhole (0)
- Install Inside Drop (0)
- Cementitious Coating (0)
- Repair Bench/Channel (0)
- ▲ Cementitious Coating and Install Inside Drop (0)
- ▲ Cementitious Coating and Repair Bench/Channel (0)
- Repair Bench/Channel and Install Inside Drop (0)
- Structurally Replace Manhole (0)

Pipe Rehab

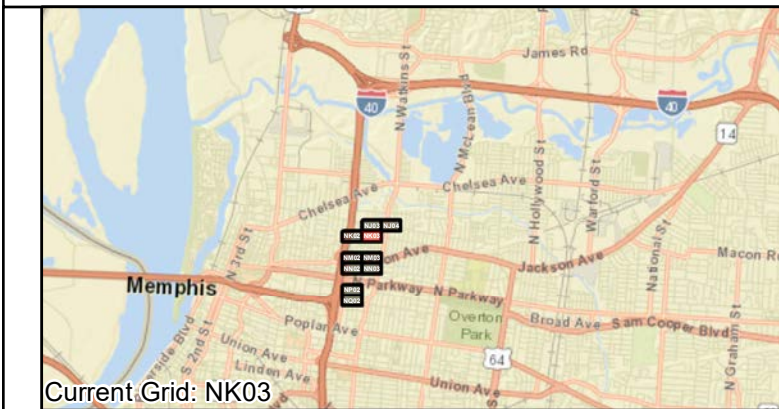
- Mainline Relay (1)

- Install New Manhole (Rehab By Others)
- ⊙ Manhole (Rehab By Others)
- Manhole (No Rehab)
- Gravity Main (Rehab By Others)
- Gravity Main (No Rehab)



Group 1 Rehab Grid NK02

Note: Recorded manhole rim to invert measurements are indicated below the Facility ID. Point Repair locations are approximate.



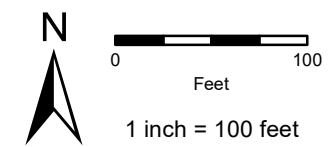
Manhole Rehab

- Install New Manhole (0)
- Install Inside Drop (0)
- Cementitious Coating (0)
- Repair Bench/Channel (0)
- ▲ Cementitious Coating and Install Inside Drop (0)
- ▲ Cementitious Coating and Repair Bench/Channel (0)
- Repair Bench/Channel and Install Inside Drop (0)
- Structurally Replace Manhole (0)

Pipe Rehab

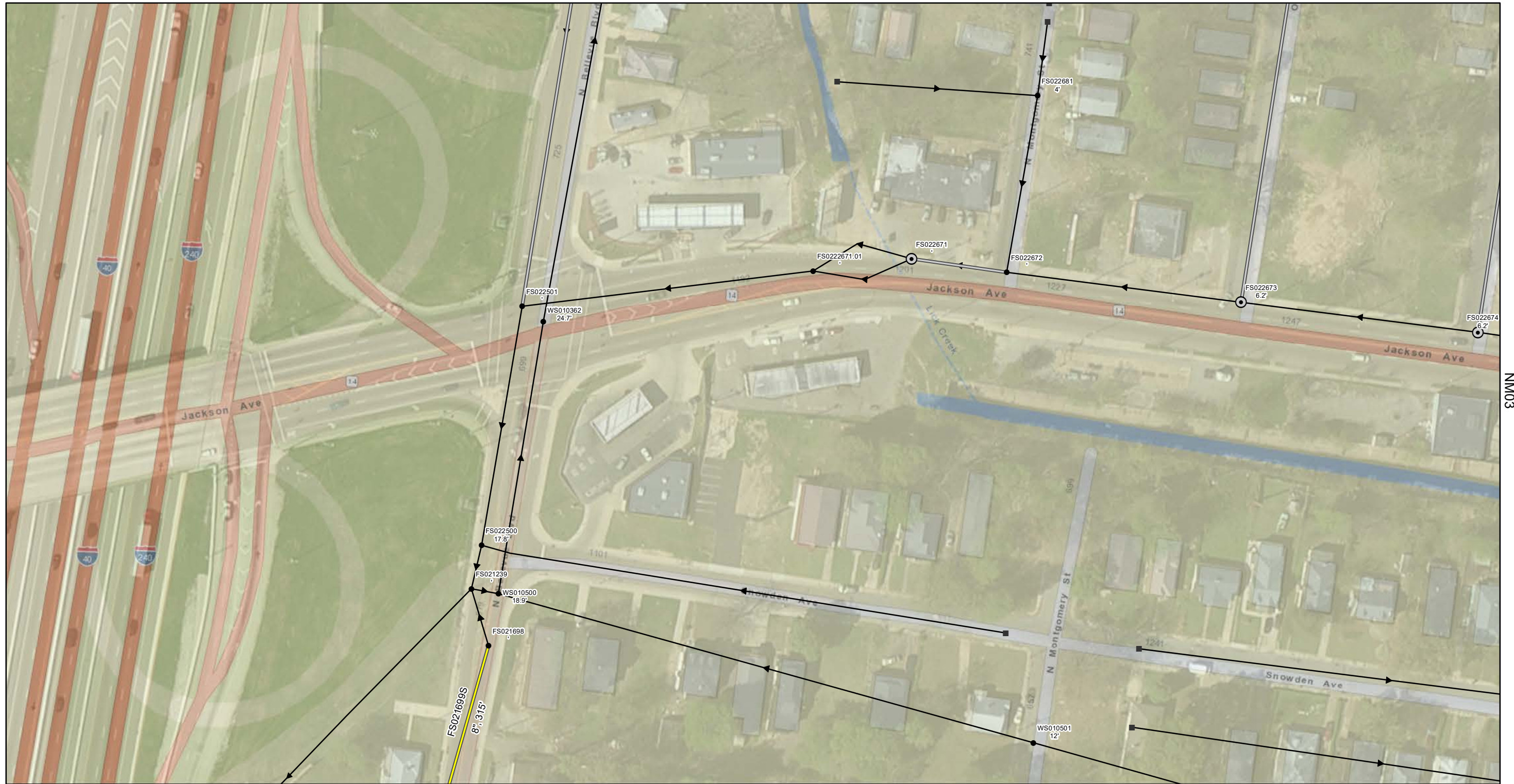
- Mainline Relay (1)

- Install New Manhole (Rehab By Others)
- ⊙ Manhole (Rehab By Others)
- Manhole (No Rehab)
- Gravity Main (Rehab By Others)
- Gravity Main (No Rehab)



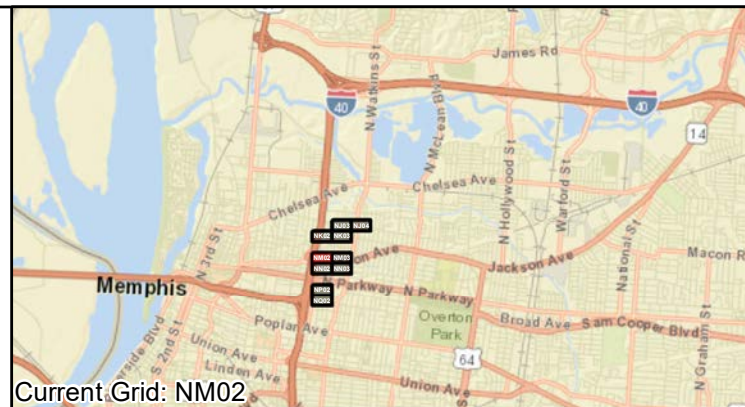
Group 1 Rehab Grid NK03

Note: Recorded manhole rim to invert measurements are indicated below the Facility ID. Point Repair locations are approximate.



NN02

NN03



Current Grid: NM02

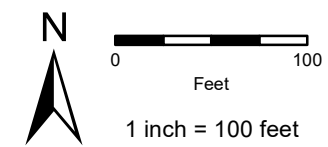
Manhole Rehab

- Install New Manhole (0)
- Install Inside Drop (0)
- Cementitious Coating (0)
- Repair Bench/Channel (0)
- ▲ Cementitious Coating and Install Inside Drop (0)
- ▲ Cementitious Coating and Repair Bench/Channel (0)
- Repair Bench/Channel and Install Inside Drop (0)
- Structurally Replace Manhole (0)

Pipe Rehab

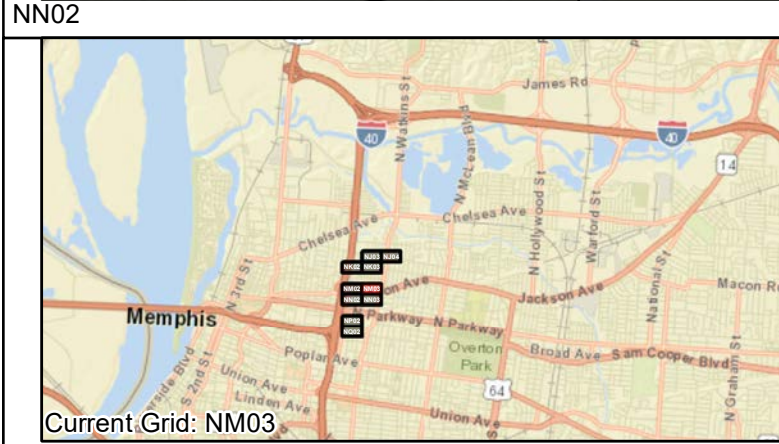
- Mainline Relay (1)

- Install New Manhole (Rehab By Others)
- ⊙ Manhole (Rehab By Others)
- Manhole (No Rehab)
- Gravity Main (Rehab By Others)
- Gravity Main (No Rehab)



Group 1 Rehab Grid NM02

Note: Recorded manhole rim to invert measurements are indicated below the Facility ID. Point Repair locations are approximate.



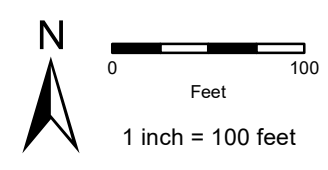
Manhole Rehab

- Install New Manhole (1)
- Install Inside Drop (0)
- Cementitious Coating (0)
- Repair Bench/Channel (0)
- ▲ Cementitious Coating and Install Inside Drop (0)
- ▲ Cementitious Coating and Repair Bench/Channel (0)
- Repair Bench/Channel and Install Inside Drop (0)
- Structurally Replace Manhole (0)

Pipe Rehab

- Mainline Relay (1)

- Install New Manhole (Rehab By Others)
- ⊙ Manhole (Rehab By Others)
- Manhole (No Rehab)
- Gravity Main (Rehab By Others)
- Gravity Main (No Rehab)



Group 1 Rehab Grid NM03

Note: Recorded manhole rim to invert measurements are indicated below the Facility ID. Point Repair locations are approximate.



NN03



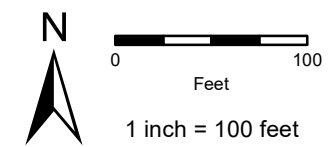
Manhole Rehab

- Install New Manhole (1)
- Install Inside Drop (0)
- Cementitious Coating (1)
- Repair Bench/Channel (0)
- ▲ Cementitious Coating and Install Inside Drop (0)
- ▲ Cementitious Coating and Repair Bench/Channel (0)
- Repair Bench/Channel and Install Inside Drop (0)
- Structurally Replace Manhole (0)

Pipe Rehab

- Mainline Relay (2)

- Install New Manhole (Rehab By Others)
- ⊙ Manhole (Rehab By Others)
- Manhole (No Rehab)
- Gravity Main (Rehab By Others)
- Gravity Main (No Rehab)



Group 1 Rehab Grid NN02

Note: Recorded manhole rim to invert measurements are indicated below the Facility ID. Point Repair locations are approximate.



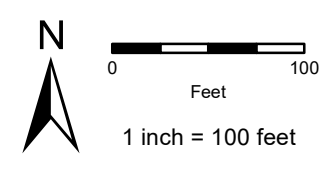
Manhole Rehab

- Install New Manhole (1)
- Install Inside Drop (0)
- Cementitious Coating (0)
- Repair Bench/Channel (0)
- ▲ Cementitious Coating and Install Inside Drop (0)
- ▲ Cementitious Coating and Repair Bench/Channel (0)
- Repair Bench/Channel and Install Inside Drop (0)
- Structurally Replace Manhole (0)

Pipe Rehab

- Mainline Relay (3)

- Install New Manhole (Rehab By Others)
- ⊙ Manhole (Rehab By Others)
- Manhole (No Rehab)
- Gravity Main (Rehab By Others)
- Gravity Main (No Rehab)

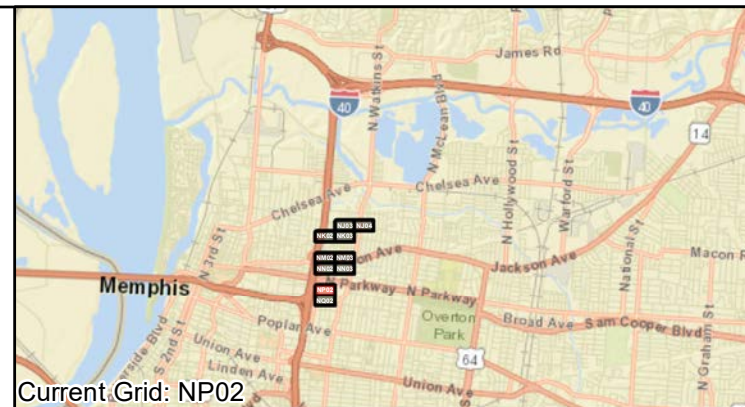


Group 1 Rehab Grid NN03

Note: Recorded manhole rim to invert measurements are indicated below the Facility ID. Point Repair locations are approximate.



NQ02



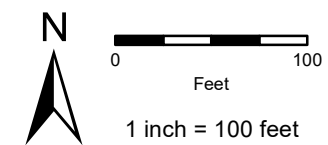
Manhole Rehab

- Install New Manhole (0)
- Install Inside Drop (0)
- Cementitious Coating (1)
- Repair Bench/Channel (1)
- ▲ Cementitious Coating and Install Inside Drop (0)
- ▲ Cementitious Coating and Repair Bench/Channel (0)
- Repair Bench/Channel and Install Inside Drop (0)
- Structurally Replace Manhole (0)

Pipe Rehab

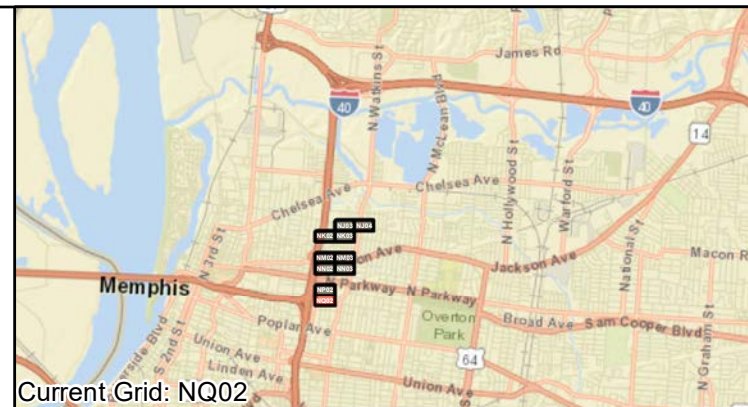
- Mainline Relay (2)

- Install New Manhole (Rehab By Others)
- ⊙ Manhole (Rehab By Others)
- Manhole (No Rehab)
- Gravity Main (Rehab By Others)
- Gravity Main (No Rehab)



Group 1 Rehab Grid NP02

Note: Recorded manhole rim to invert measurements are indicated below the Facility ID. Point Repair locations are approximate.



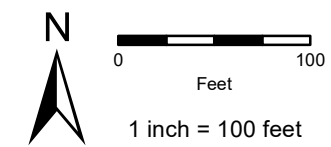
Manhole Rehab

- Install New Manhole (0)
- Install Inside Drop (0)
- Cementitious Coating (0)
- Repair Bench/Channel (0)
- ▲ Cementitious Coating and Install Inside Drop (0)
- ▲ Cementitious Coating and Repair Bench/Channel (0)
- Repair Bench/Channel and Install Inside Drop (0)
- Structurally Replace Manhole (0)

Pipe Rehab

- Mainline Relay (2)

- Install New Manhole (Rehab By Others)
- ⊙ Manhole (Rehab By Others)
- Manhole (No Rehab)
- Gravity Main (Rehab By Others)
- Gravity Main (No Rehab)



Group 1 Rehab Grid NQ02

Note: Recorded manhole rim to invert measurements are indicated below the Facility ID. Point Repair locations are approximate.



SA18



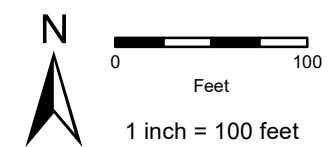
Manhole Rehab

- Install New Manhole (0)
- Install Inside Drop (0)
- Cementitious Coating (0)
- Repair Bench/Channel (0)
- ▲ Cementitious Coating and Install Inside Drop (0)
- ▲ Cementitious Coating and Repair Bench/Channel (0)
- Repair Bench/Channel and Install Inside Drop (0)
- Structurally Replace Manhole (0)

Pipe Rehab

- Mainline Relay (1)

- Install New Manhole (Rehab By Others)
- ⊙ Manhole (Rehab By Others)
- Manhole (No Rehab)
- Gravity Main (Rehab By Others)
- Gravity Main (No Rehab)



Group 1 Rehab Grid SA17

Note: Recorded manhole rim to invert measurements are indicated below the Facility ID. Point Repair locations are approximate.

SA17



Current Grid: SA18

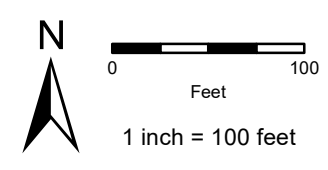
Manhole Rehab

- Install New Manhole (1)
- Install Inside Drop (0)
- Cementitious Coating (0)
- Repair Bench/Channel (0)
- ▲ Cementitious Coating and Install Inside Drop (0)
- ▲ Cementitious Coating and Repair Bench/Channel (0)
- Repair Bench/Channel and Install Inside Drop (0)
- Structurally Replace Manhole (0)

Pipe Rehab

- Mainline Relay (1)

- Install New Manhole (Rehab By Others)
- ⊙ Manhole (Rehab By Others)
- Manhole (No Rehab)
- Gravity Main (Rehab By Others)
- Gravity Main (No Rehab)



Group 1 Rehab Grid SA18

Note: Recorded manhole rim to invert measurements are indicated below the Facility ID. Point Repair locations are approximate.



SC17

SD16

SD17



Current Grid: SC16

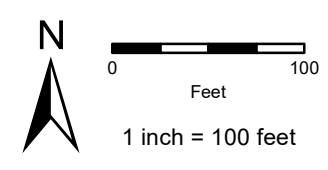
Manhole Rehab

- Install New Manhole (0)
- Install Inside Drop (0)
- Cementitious Coating (0)
- Repair Bench/Channel (0)
- ▲ Cementitious Coating and Install Inside Drop (0)
- ▲ Cementitious Coating and Repair Bench/Channel (0)
- Repair Bench/Channel and Install Inside Drop (0)
- Structurally Replace Manhole (0)

Pipe Rehab

- Mainline Relay (3)

- Install New Manhole (Rehab By Others)
- ⊙ Manhole (Rehab By Others)
- Manhole (No Rehab)
- Gravity Main (Rehab By Others)
- Gravity Main (No Rehab)



Group 1 Rehab Grid SC16

Note: Recorded manhole rim to invert measurements are indicated below the Facility ID. Point Repair locations are approximate.



SC16 SD17 SC18

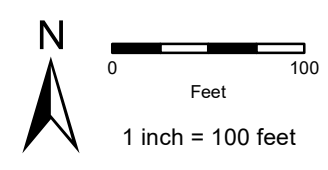


Manhole Rehab

- Install New Manhole (0)
- Install Inside Drop (0)
- Cementitious Coating (1)
- Repair Bench/Channel (0)
- ▲ Cementitious Coating and Install Inside Drop (1)
- ▲ Cementitious Coating and Repair Bench/Channel (0)
- Repair Bench/Channel and Install Inside Drop (0)
- Structurally Replace Manhole (0)

Pipe Rehab

- Mainline Relay (3)
- Install New Manhole (Rehab By Others)
- Manhole (Rehab By Others)
- Manhole (No Rehab)
- Gravity Main (Rehab By Others)
- Gravity Main (No Rehab)



Group 1 Rehab Grid SC17

Note: Recorded manhole rim to invert measurements are indicated below the Facility ID. Point Repair locations are approximate.



SD17



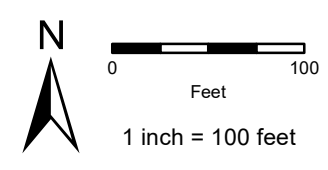
Current Grid: SC18

Manhole Rehab

- Install New Manhole (0)
- Install Inside Drop (0)
- Cementitious Coating (1)
- Repair Bench/Channel (0)
- ▲ Cementitious Coating and Install Inside Drop (0)
- ▲ Cementitious Coating and Repair Bench/Channel (1)
- Repair Bench/Channel and Install Inside Drop (0)
- Structurally Replace Manhole (0)

Pipe Rehab

- Mainline Relay (3)
- Install New Manhole (Rehab By Others)
- ⊙ Manhole (Rehab By Others)
- Manhole (No Rehab)
- Gravity Main (Rehab By Others)
- Gravity Main (No Rehab)



Group 1 Rehab Grid SC18

Note: Recorded manhole rim to invert measurements are indicated below the Facility ID. Point Repair locations are approximate.



Current Grid: SD16

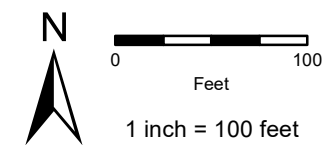
Manhole Rehab

- Install New Manhole (0)
- Install Inside Drop (1)
- Cementitious Coating (0)
- Repair Bench/Channel (0)
- ▲ Cementitious Coating and Install Inside Drop (0)
- ▲ Cementitious Coating and Repair Bench/Channel (0)
- Repair Bench/Channel and Install Inside Drop (0)
- Structurally Replace Manhole (0)

Pipe Rehab

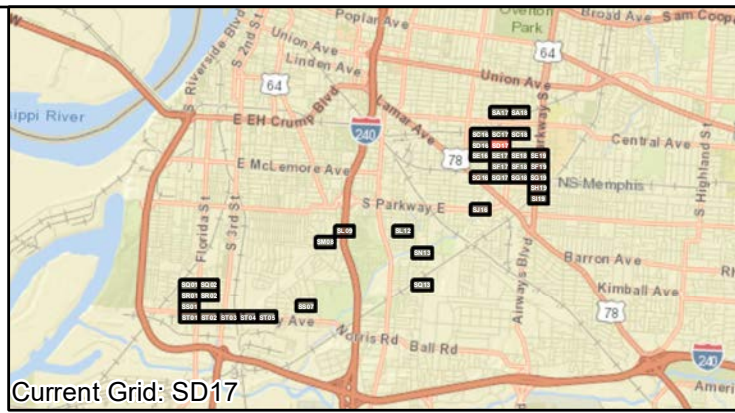

- Mainline Relay (2)

- Install New Manhole (Rehab By Others)
- ⊙ Manhole (Rehab By Others)
- Manhole (No Rehab)
- Gravity Main (Rehab By Others)
- Gravity Main (No Rehab)



Group 1 Rehab Grid SD16

Note: Recorded manhole rim to invert measurements are indicated below the Facility ID. Point Repair locations are approximate.



Manhole Rehab

- Install New Manhole (1)
- Install Inside Drop (0)
- Cementitious Coating (0)
- Repair Bench/Channel (0)
- ▲ Cementitious Coating and Install Inside Drop (0)
- ▲ Cementitious Coating and Repair Bench/Channel (0)
- Repair Bench/Channel and Install Inside Drop (0)
- Structurally Replace Manhole (0)

Pipe Rehab

- Mainline Relay (2)
- Install New Manhole (Rehab By Others)
- ⊙ Manhole (Rehab By Others)
- Manhole (No Rehab)
- Gravity Main (Rehab By Others)
- Gravity Main (No Rehab)



Group 1 Rehab Grid SD17

Note: Recorded manhole rim to invert measurements are indicated below the Facility ID. Point Repair locations are approximate.



SE17

SF17



Current Grid: SE16

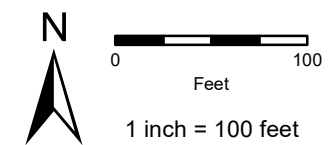
Manhole Rehab

- Install New Manhole (1)
- Install Inside Drop (1)
- Cementitious Coating (0)
- Repair Bench/Channel (0)
- ▲ Cementitious Coating and Install Inside Drop (0)
- ▲ Cementitious Coating and Repair Bench/Channel (0)
- Repair Bench/Channel and Install Inside Drop (0)
- Structurally Replace Manhole (0)

Pipe Rehab

- Mainline Relay (2)

- Install New Manhole (Rehab By Others)
- ⊙ Manhole (Rehab By Others)
- Manhole (No Rehab)
- Gravity Main (Rehab By Others)
- Gravity Main (No Rehab)



Group 1 Rehab Grid SE16

Note: Recorded manhole rim to invert measurements are indicated below the Facility ID. Point Repair locations are approximate.



SE16

SE18

SF17

SF18



Current Grid: SE17

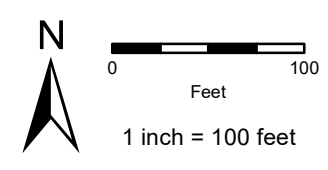
Manhole Rehab

- Install New Manhole (1)
- Install Inside Drop (0)
- Cementitious Coating (0)
- Repair Bench/Channel (1)
- ▲ Cementitious Coating and Install Inside Drop (0)
- ▲ Cementitious Coating and Repair Bench/Channel (0)
- Repair Bench/Channel and Install Inside Drop (0)
- Structurally Replace Manhole (0)

Pipe Rehab

- Mainline Relay (2)

- Install New Manhole (Rehab By Others)
- ⊙ Manhole (Rehab By Others)
- Manhole (No Rehab)
- Gravity Main (Rehab By Others)
- Gravity Main (No Rehab)



Group 1 Rehab Grid SE17

Note: Recorded manhole rim to invert measurements are indicated below the Facility ID. Point Repair locations are approximate.



Manhole Rehab

- Install New Manhole (1)
- Install Inside Drop (0)
- Cementitious Coating (0)
- Repair Bench/Channel (0)
- ▲ Cementitious Coating and Install Inside Drop (0)
- ▲ Cementitious Coating and Repair Bench/Channel (0)
- Repair Bench/Channel and Install Inside Drop (0)
- Structurally Replace Manhole (0)

Pipe Rehab

- Mainline Relay (1)

- Install New Manhole (Rehab By Others)
- ⊙ Manhole (Rehab By Others)
- Manhole (No Rehab)
- Gravity Main (Rehab By Others)
- Gravity Main (No Rehab)



Group 1 Rehab Grid SE18

Note: Recorded manhole rim to invert measurements are indicated below the Facility ID. Point Repair locations are approximate.



SF18

SF19



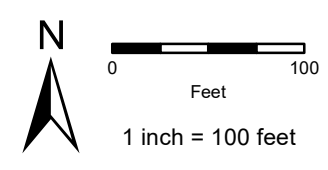
Manhole Rehab

- Install New Manhole (0)
- Install Inside Drop (0)
- Cementitious Coating (0)
- Repair Bench/Channel (0)
- ▲ Cementitious Coating and Install Inside Drop (0)
- ▲ Cementitious Coating and Repair Bench/Channel (0)
- Repair Bench/Channel and Install Inside Drop (0)
- Structurally Replace Manhole (0)

Pipe Rehab

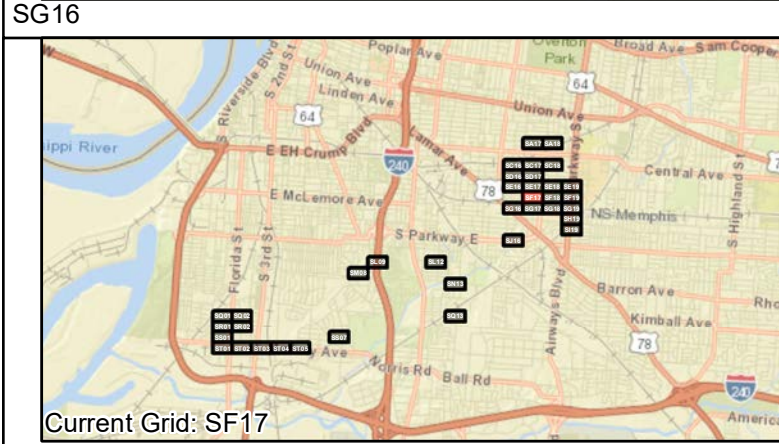
- Mainline Relay (1)

- Install New Manhole (Rehab By Others)
- ⊙ Manhole (Rehab By Others)
- Manhole (No Rehab)
- Gravity Main (Rehab By Others)
- Gravity Main (No Rehab)



Group 1 Rehab Grid SE19

Note: Recorded manhole rim to invert measurements are indicated below the Facility ID. Point Repair locations are approximate.



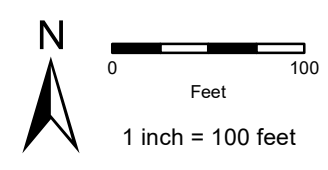
Manhole Rehab

- Install New Manhole (0)
- Install Inside Drop (0)
- Cementitious Coating (1)
- Repair Bench/Channel (0)
- ▲ Cementitious Coating and Install Inside Drop (0)
- ▲ Cementitious Coating and Repair Bench/Channel (0)
- Repair Bench/Channel and Install Inside Drop (0)
- Structurally Replace Manhole (0)

Pipe Rehab

- Mainline Relay (1)

- Install New Manhole (Rehab By Others)
- ⊙ Manhole (Rehab By Others)
- Manhole (No Rehab)
- Gravity Main (Rehab By Others)
- Gravity Main (No Rehab)



Group 1 Rehab Grid SF17

Note: Recorded manhole rim to invert measurements are indicated below the Facility ID. Point Repair locations are approximate.



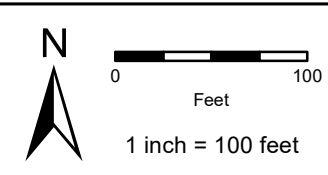
Manhole Rehab

- Install New Manhole (0)
- Install Inside Drop (0)
- Cementitious Coating (0)
- Repair Bench/Channel (0)
- ▲ Cementitious Coating and Install Inside Drop (0)
- ▲ Cementitious Coating and Repair Bench/Channel (0)
- Repair Bench/Channel and Install Inside Drop (0)
- Structurally Replace Manhole (0)

Pipe Rehab

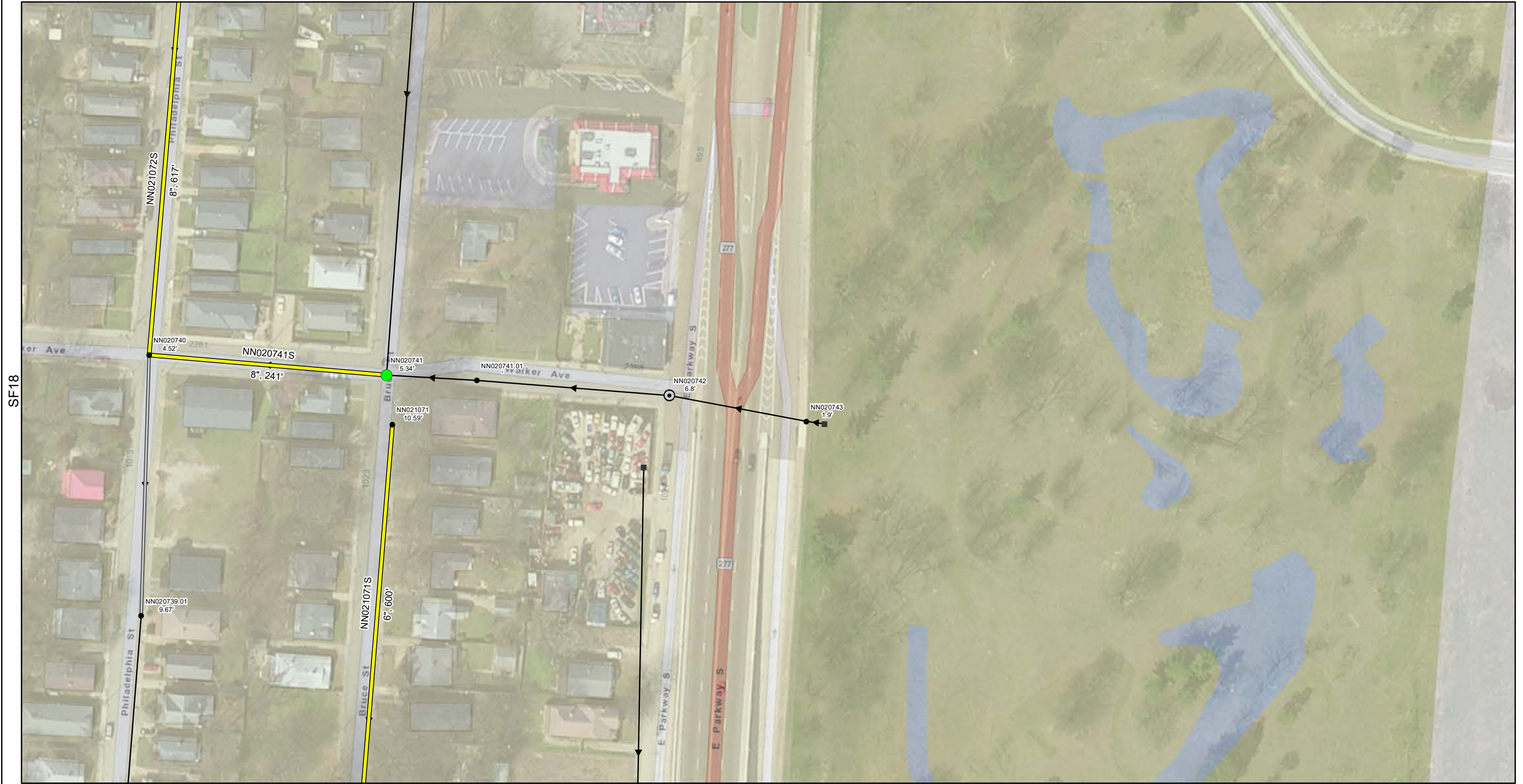
- Mainline Relay (3)

- Install New Manhole (Rehab By Others)
- ⊙ Manhole (Rehab By Others)
- Manhole (No Rehab)
- Gravity Main (Rehab By Others)
- Gravity Main (No Rehab)



Group 1 Rehab Grid SF18

Note: Recorded manhole rim to invert measurements are indicated below the Facility ID. Point Repair locations are approximate.



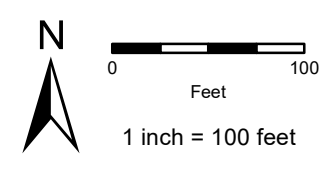
Manhole Rehab

- Install New Manhole (0)
- Install Inside Drop (0)
- Cementitious Coating (0)
- Repair Bench/Channel (1)
- ▲ Cementitious Coating and Install Inside Drop (0)
- ▲ Cementitious Coating and Repair Bench/Channel (0)
- Repair Bench/Channel and Install Inside Drop (0)
- Structurally Replace Manhole (0)

Pipe Rehab

- Mainline Relay (3)

- Install New Manhole (Rehab By Others)
- ⊙ Manhole (Rehab By Others)
- Manhole (No Rehab)
- Gravity Main (Rehab By Others)
- Gravity Main (No Rehab)



Group 1 Rehab Grid SF19

Note: Recorded manhole rim to invert measurements are indicated below the Facility ID. Point Repair locations are approximate.



SG17



Current Grid: SG16

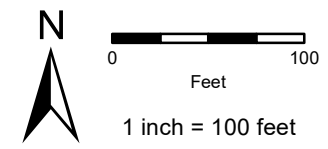
Manhole Rehab

- Install New Manhole (1)
- Install Inside Drop (0)
- Cementitious Coating (0)
- Repair Bench/Channel (0)
- ▲ Cementitious Coating and Install Inside Drop (0)
- ▲ Cementitious Coating and Repair Bench/Channel (0)
- Repair Bench/Channel and Install Inside Drop (0)
- Structurally Replace Manhole (0)

Pipe Rehab

- Mainline Relay (2)

- Install New Manhole (Rehab By Others)
- ⊙ Manhole (Rehab By Others)
- Manhole (No Rehab)
- Gravity Main (Rehab By Others)
- Gravity Main (No Rehab)



Group 1 Rehab Grid SG16

Note: Recorded manhole rim to invert measurements are indicated below the Facility ID. Point Repair locations are approximate.



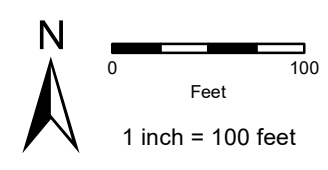
Manhole Rehab

- Install New Manhole (0)
- Install Inside Drop (0)
- Cementitious Coating (0)
- Repair Bench/Channel (0)
- ▲ Cementitious Coating and Install Inside Drop (0)
- ▲ Cementitious Coating and Repair Bench/Channel (0)
- Repair Bench/Channel and Install Inside Drop (0)
- Structurally Replace Manhole (0)

Pipe Rehab

- Mainline Relay (2)

- Install New Manhole (Rehab By Others)
- ⊙ Manhole (Rehab By Others)
- Manhole (No Rehab)
- Gravity Main (Rehab By Others)
- Gravity Main (No Rehab)



Group 1 Rehab Grid SG17

Note: Recorded manhole rim to invert measurements are indicated below the Facility ID. Point Repair locations are approximate.



SG17

SG19



Current Grid: SG18

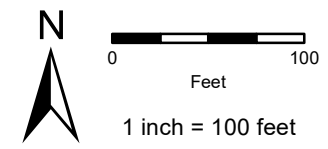
Manhole Rehab

- Install New Manhole (1)
- Install Inside Drop (0)
- Cementitious Coating (0)
- Repair Bench/Channel (0)
- ▲ Cementitious Coating and Install Inside Drop (0)
- ▲ Cementitious Coating and Repair Bench/Channel (0)
- Repair Bench/Channel and Install Inside Drop (0)
- Structurally Replace Manhole (0)

Pipe Rehab

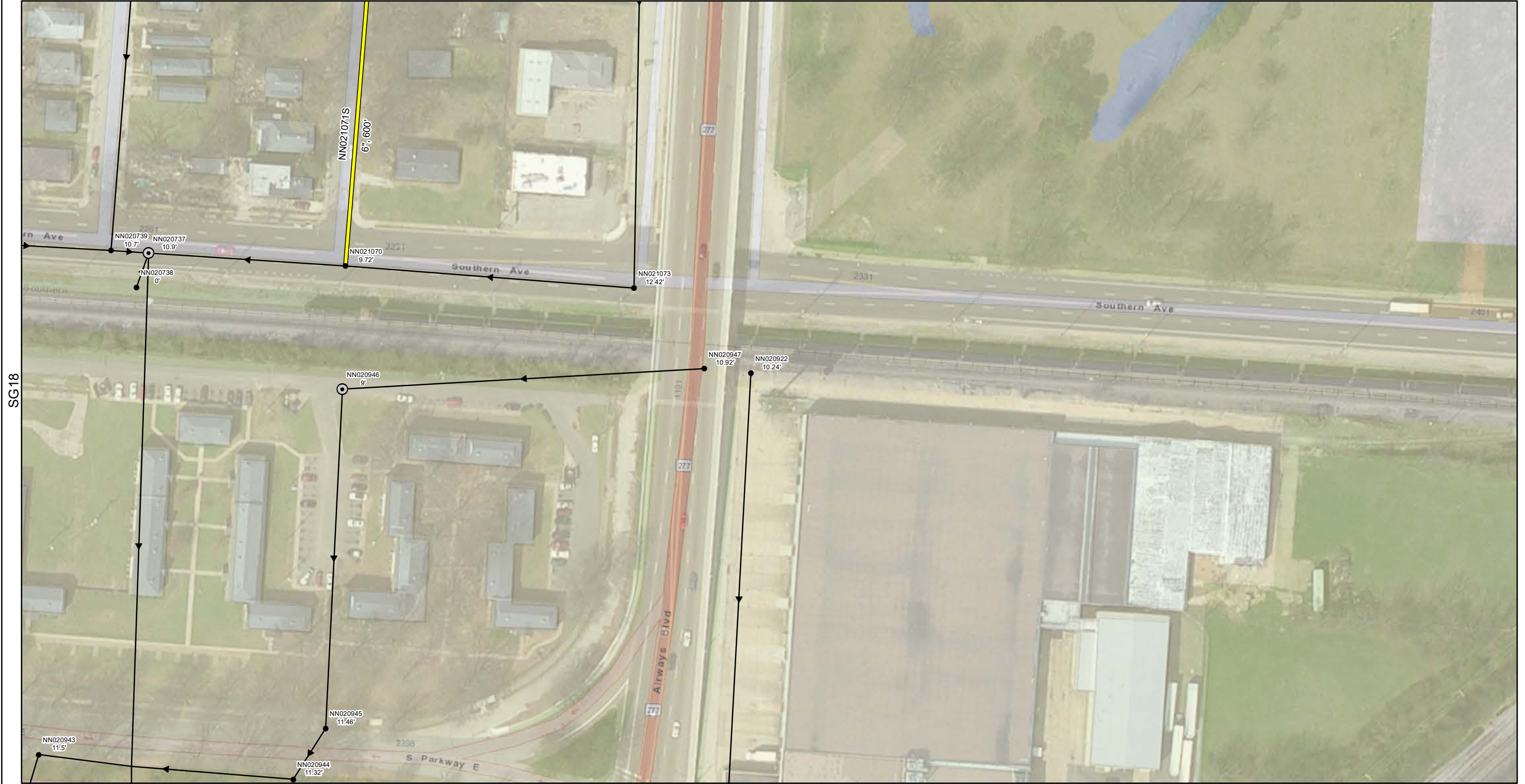
- Mainline Relay (1)

- Install New Manhole (Rehab By Others)
- ⊙ Manhole (Rehab By Others)
- Manhole (No Rehab)
- Gravity Main (Rehab By Others)
- Gravity Main (No Rehab)



Group 1 Rehab Grid SG18

Note: Recorded manhole rim to invert measurements are indicated below the Facility ID. Point Repair locations are approximate.



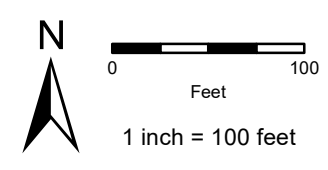
Manhole Rehab

- Install New Manhole (0)
- Install Inside Drop (0)
- Cementitious Coating (0)
- Repair Bench/Channel (0)
- ▲ Cementitious Coating and Install Inside Drop (0)
- ▲ Cementitious Coating and Repair Bench/Channel (0)
- Repair Bench/Channel and Install Inside Drop (0)
- Structurally Replace Manhole (0)

Pipe Rehab

- Mainline Relay (1)

- Install New Manhole (Rehab By Others)
- ⊙ Manhole (Rehab By Others)
- Manhole (No Rehab)
- Gravity Main (Rehab By Others)
- Gravity Main (No Rehab)



Group 1 Rehab Grid SG19

Note: Recorded manhole rim to invert measurements are indicated below the Facility ID. Point Repair locations are approximate.

SG18

SG19



SI19



Current Grid: SH19

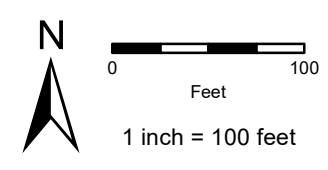
Manhole Rehab

- Install New Manhole (1)
- Install Inside Drop (0)
- Cementitious Coating (0)
- Repair Bench/Channel (0)
- ▲ Cementitious Coating and Install Inside Drop (0)
- ▲ Cementitious Coating and Repair Bench/Channel (0)
- Repair Bench/Channel and Install Inside Drop (0)
- Structurally Replace Manhole (0)

Pipe Rehab

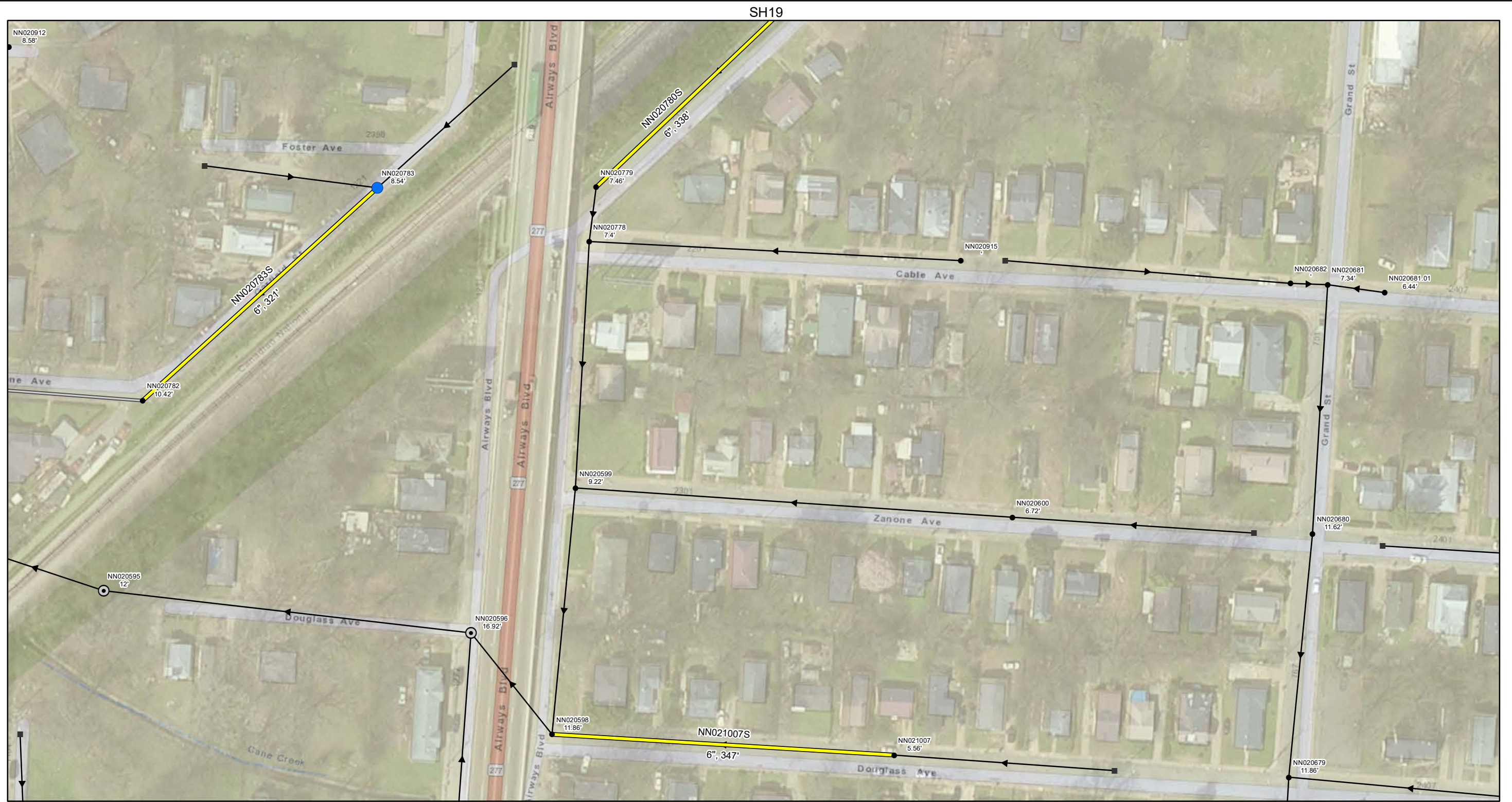
- Mainline Relay (1)

- Install New Manhole (Rehab By Others)
- ⊙ Manhole (Rehab By Others)
- Manhole (No Rehab)
- Gravity Main (Rehab By Others)
- Gravity Main (No Rehab)



Group 1 Rehab Grid SH19

Note: Recorded manhole rim to invert measurements are indicated below the Facility ID. Point Repair locations are approximate.



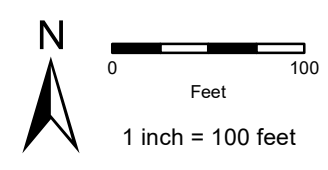
Manhole Rehab

- Install New Manhole (0)
- Install Inside Drop (0)
- Cementitious Coating (1)
- Repair Bench/Channel (0)
- ▲ Cementitious Coating and Install Inside Drop (0)
- ▲ Cementitious Coating and Repair Bench/Channel (0)
- Repair Bench/Channel and Install Inside Drop (0)
- Structurally Replace Manhole (0)

Pipe Rehab

- Mainline Relay (3)

- Install New Manhole (Rehab By Others)
- ⊙ Manhole (Rehab By Others)
- Manhole (No Rehab)
- Gravity Main (Rehab By Others)
- Gravity Main (No Rehab)



Group 1 Rehab Grid S119

Note: Recorded manhole rim to invert measurements are indicated below the Facility ID. Point Repair locations are approximate.



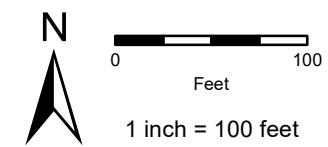
Manhole Rehab

- Install New Manhole (0)
- Install Inside Drop (0)
- Cementitious Coating (1)
- Repair Bench/Channel (0)
- ▲ Cementitious Coating and Install Inside Drop (0)
- ▲ Cementitious Coating and Repair Bench/Channel (0)
- Repair Bench/Channel and Install Inside Drop (0)
- Structurally Replace Manhole (0)

Pipe Rehab

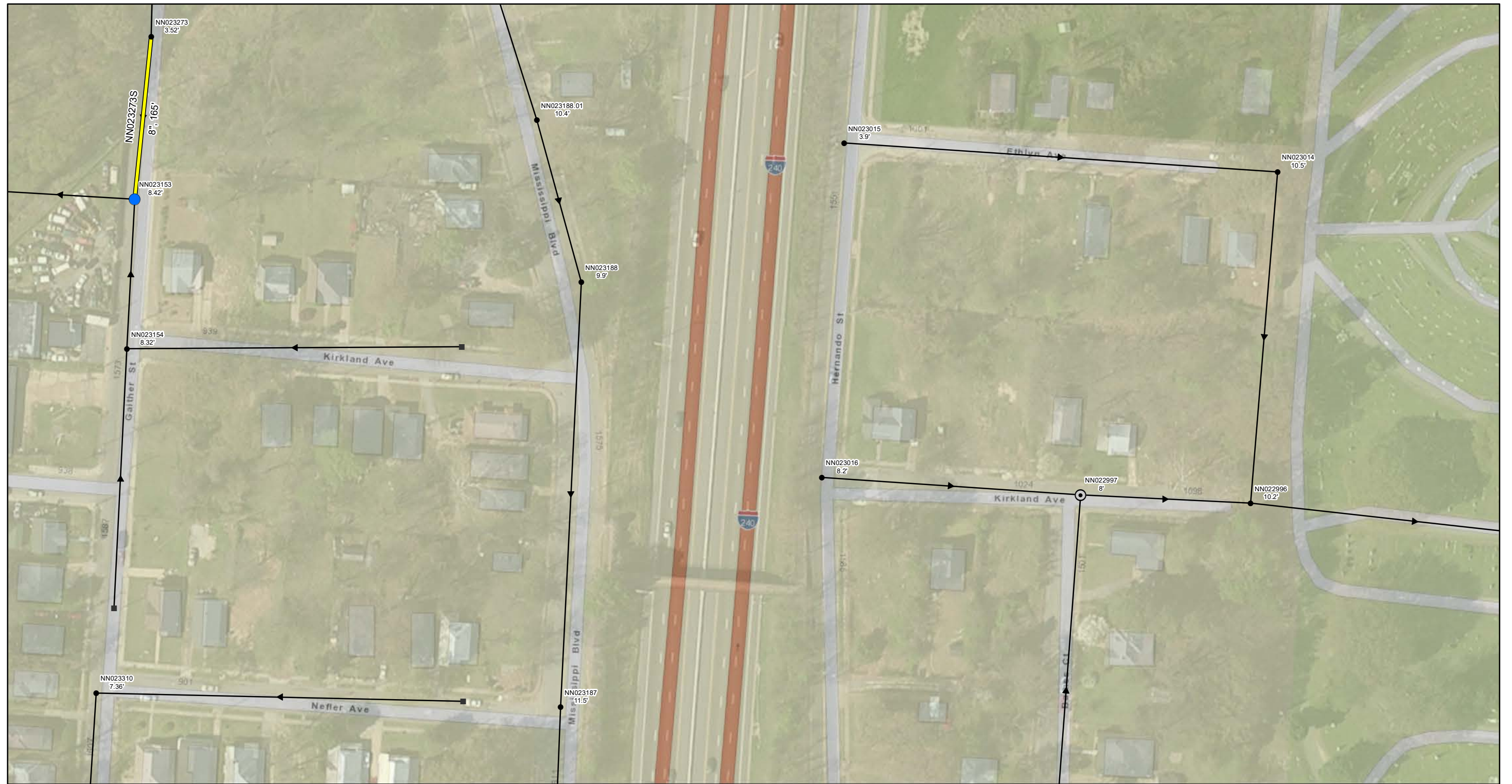
- Mainline Relay (1)

- Install New Manhole (Rehab By Others)
- ⊙ Manhole (Rehab By Others)
- Manhole (No Rehab)
- Gravity Main (Rehab By Others)
- Gravity Main (No Rehab)



Group 1 Rehab Grid SJ16

Note: Recorded manhole rim to invert measurements are indicated below the Facility ID. Point Repair locations are approximate.



SM08



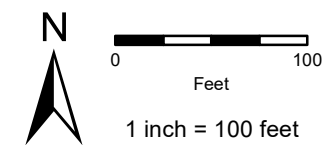
Manhole Rehab

- Install New Manhole (0)
- Install Inside Drop (0)
- Cementitious Coating (1)
- Repair Bench/Channel (0)
- ▲ Cementitious Coating and Install Inside Drop (0)
- ▲ Cementitious Coating and Repair Bench/Channel (0)
- Repair Bench/Channel and Install Inside Drop (0)
- Structurally Replace Manhole (0)

Pipe Rehab

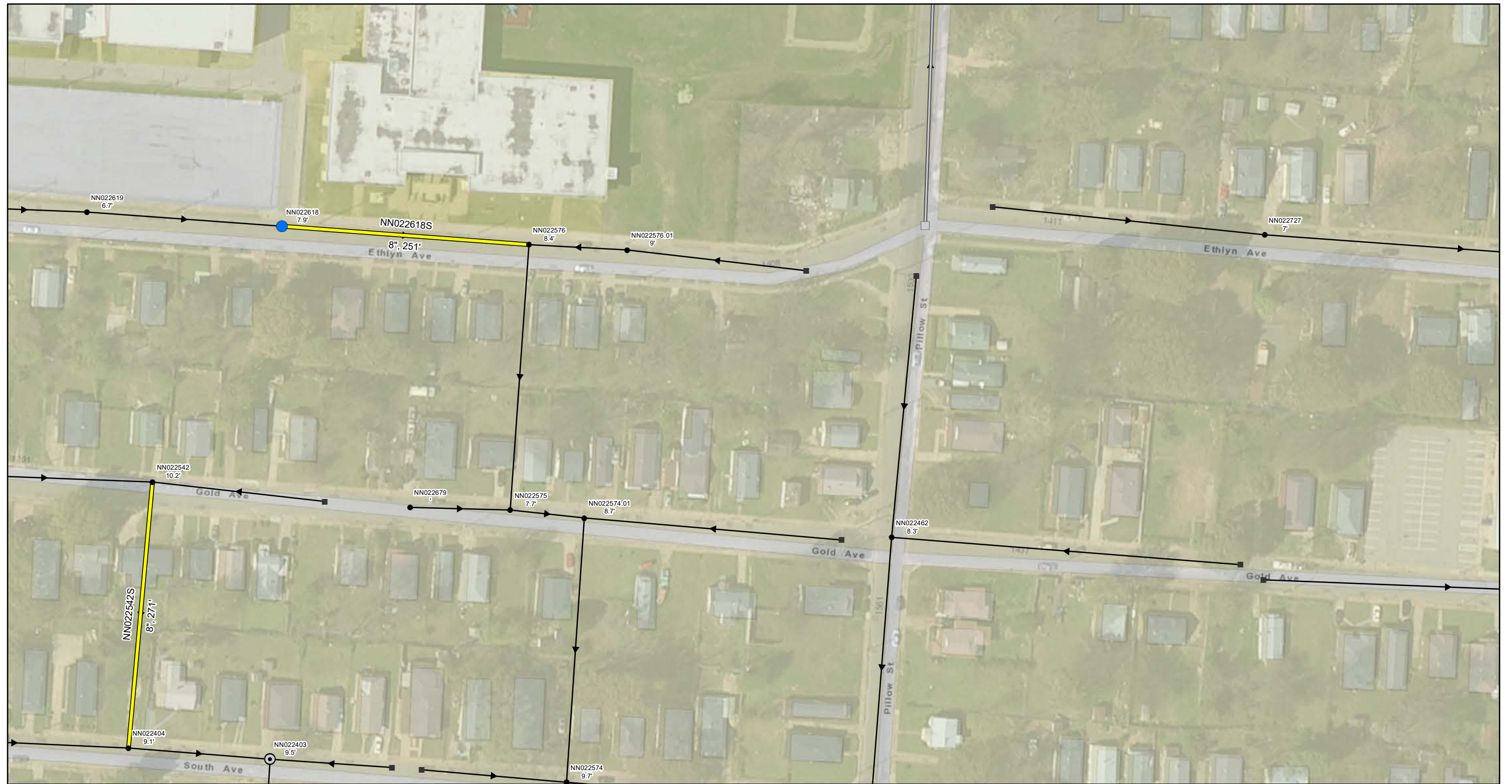
- Mainline Relay (1)

- Install New Manhole (Rehab By Others)
- ⊙ Manhole (Rehab By Others)
- Manhole (No Rehab)
- Gravity Main (Rehab By Others)
- Gravity Main (No Rehab)



Group 1 Rehab Grid SL09

Note: Recorded manhole rim to invert measurements are indicated below the Facility ID. Point Repair locations are approximate.



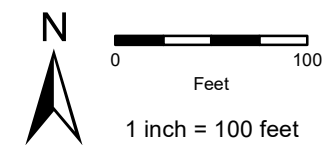
Manhole Rehab

- Install New Manhole (0)
- Install Inside Drop (0)
- Cementitious Coating (1)
- Repair Bench/Channel (0)
- ▲ Cementitious Coating and Install Inside Drop (0)
- ▲ Cementitious Coating and Repair Bench/Channel (0)
- Repair Bench/Channel and Install Inside Drop (0)
- Structurally Replace Manhole (0)

Pipe Rehab

- Mainline Relay (2)

- Install New Manhole (Rehab By Others)
- ⊙ Manhole (Rehab By Others)
- Manhole (No Rehab)
- Gravity Main (Rehab By Others)
- Gravity Main (No Rehab)



Group 1 Rehab Grid SL12

Note: Recorded manhole rim to invert measurements are indicated below the Facility ID. Point Repair locations are approximate.



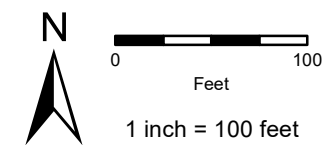
Manhole Rehab

- Install New Manhole (0)
- Install Inside Drop (0)
- Cementitious Coating (0)
- Repair Bench/Channel (0)
- ▲ Cementitious Coating and Install Inside Drop (0)
- ▲ Cementitious Coating and Repair Bench/Channel (0)
- Repair Bench/Channel and Install Inside Drop (0)
- Structurally Replace Manhole (0)

Pipe Rehab

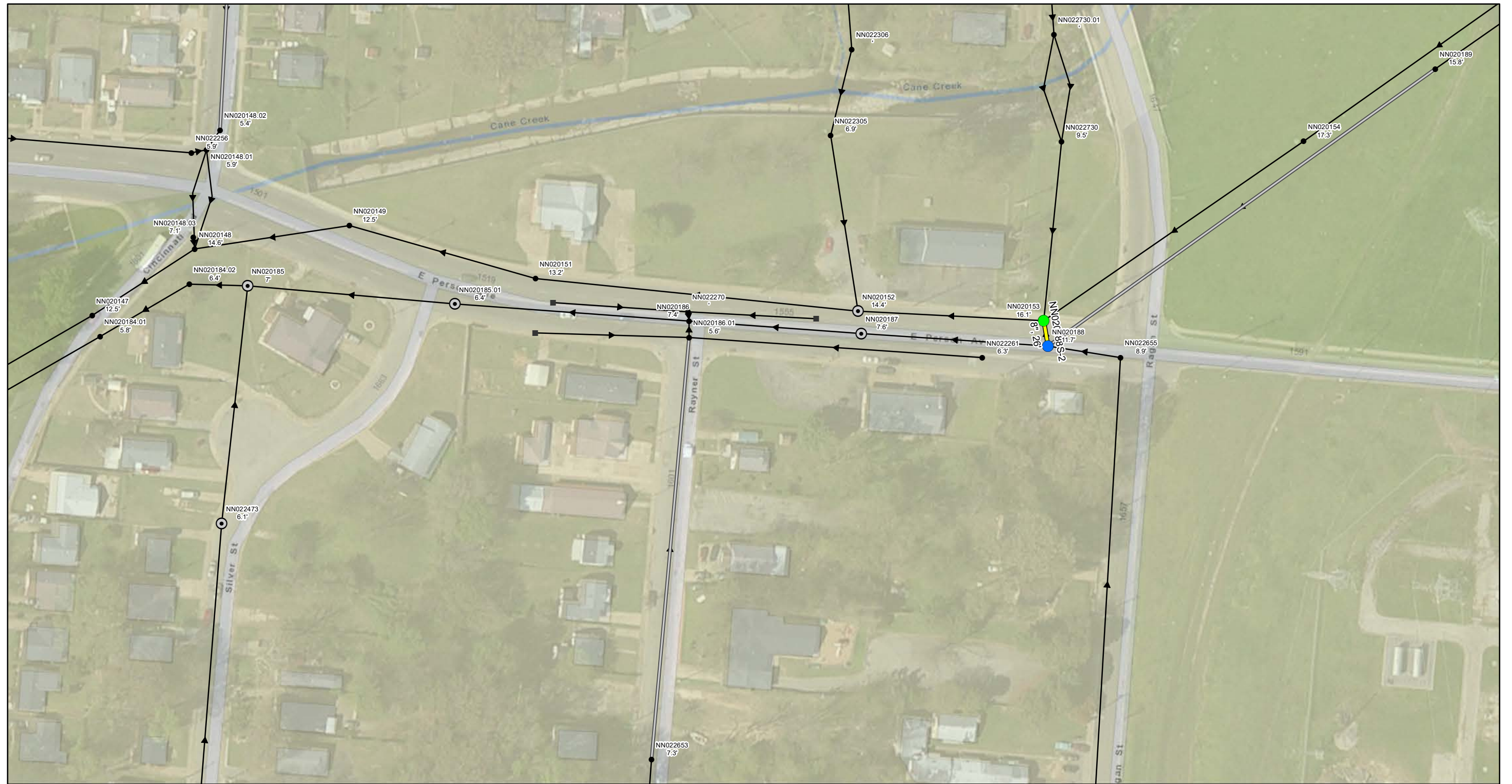
- Mainline Relay (1)

- Install New Manhole (Rehab By Others)
- ⊙ Manhole (Rehab By Others)
- Manhole (No Rehab)
- Gravity Main (Rehab By Others)
- Gravity Main (No Rehab)



Group 1 Rehab Grid SM08

Note: Recorded manhole rim to invert measurements are indicated below the Facility ID. Point Repair locations are approximate.



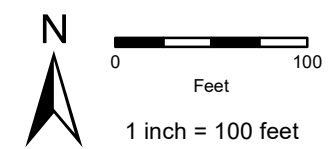
Manhole Rehab

- Install New Manhole (0)
- Install Inside Drop (0)
- Cementitious Coating (1)
- Repair Bench/Channel (1)
- ▲ Cementitious Coating and Install Inside Drop (0)
- ▲ Cementitious Coating and Repair Bench/Channel (0)
- Repair Bench/Channel and Install Inside Drop (0)
- Structurally Replace Manhole (0)

Pipe Rehab

- Mainline Relay (1)

- Install New Manhole (Rehab By Others)
- ⊙ Manhole (Rehab By Others)
- Manhole (No Rehab)
- Gravity Main (Rehab By Others)
- Gravity Main (No Rehab)



Group 1 Rehab Grid SN13

Note: Recorded manhole rim to invert measurements are indicated below the Facility ID. Point Repair locations are approximate.



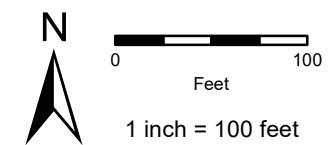
Manhole Rehab

- Install New Manhole (0)
- Install Inside Drop (0)
- Cementitious Coating (0)
- Repair Bench/Channel (1)
- ▲ Cementitious Coating and Install Inside Drop (0)
- ▲ Cementitious Coating and Repair Bench/Channel (0)
- Repair Bench/Channel and Install Inside Drop (0)
- Structurally Replace Manhole (0)

Pipe Rehab

- Mainline Relay (2)

- Install New Manhole (Rehab By Others)
- ⊙ Manhole (Rehab By Others)
- Manhole (No Rehab)
- Gravity Main (Rehab By Others)
- Gravity Main (No Rehab)



Group 1 Rehab Grid SQ01

Note: Recorded manhole rim to invert measurements are indicated below the Facility ID. Point Repair locations are approximate.



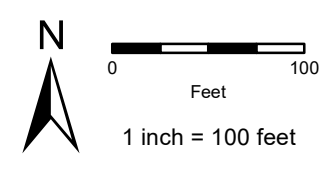
Manhole Rehab

- Install New Manhole (1)
- Install Inside Drop (0)
- Cementitious Coating (0)
- Repair Bench/Channel (1)
- ▲ Cementitious Coating and Install Inside Drop (0)
- ▲ Cementitious Coating and Repair Bench/Channel (0)
- Repair Bench/Channel and Install Inside Drop (0)
- Structurally Replace Manhole (0)

Pipe Rehab

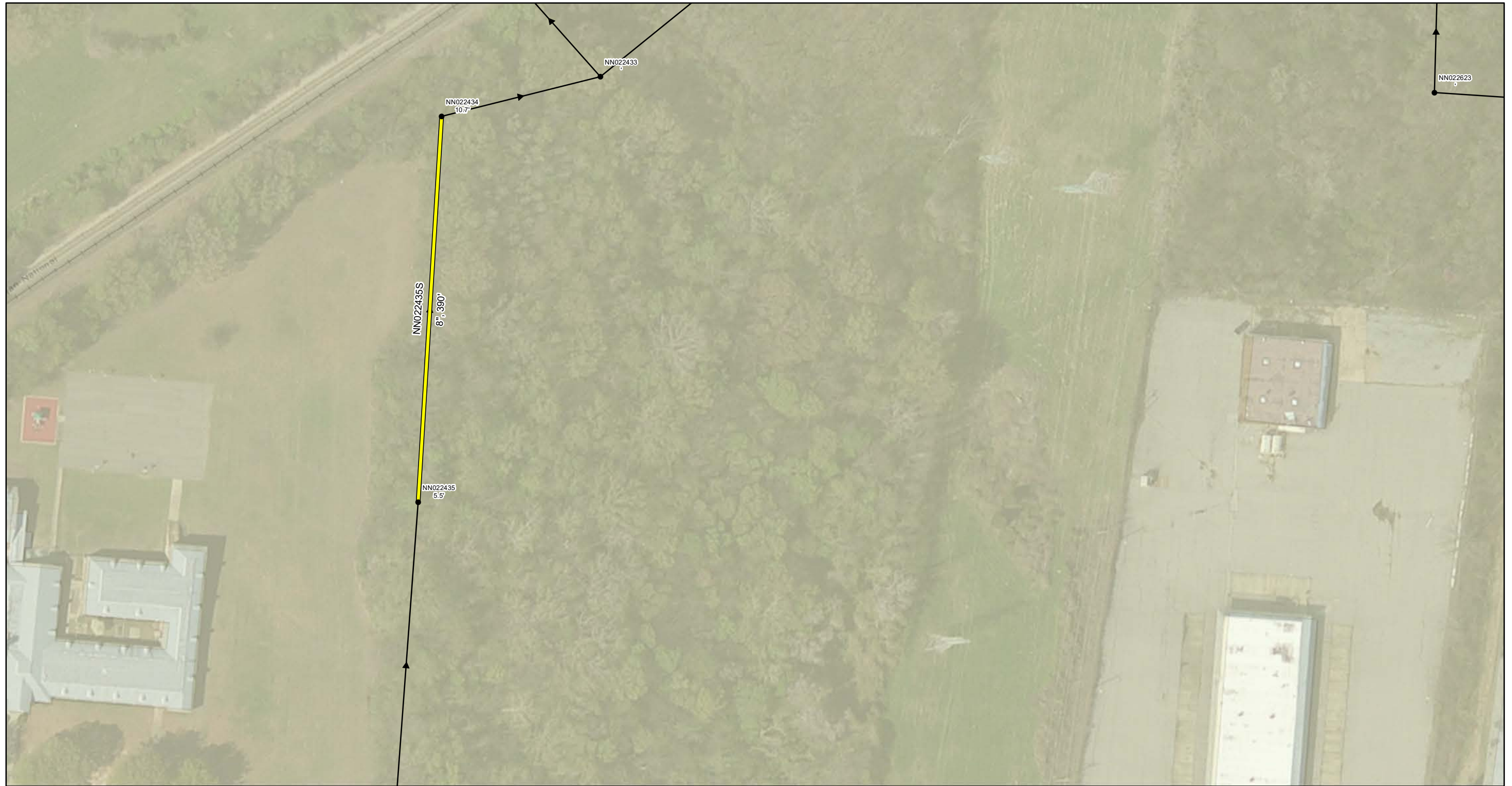
- Mainline Relay (3)

- Install New Manhole (Rehab By Others)
- ⊙ Manhole (Rehab By Others)
- Manhole (No Rehab)
- Gravity Main (Rehab By Others)
- Gravity Main (No Rehab)



Group 1 Rehab Grid SQ02

Note: Recorded manhole rim to invert measurements are indicated below the Facility ID. Point Repair locations are approximate.



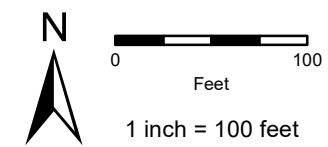
Manhole Rehab

- Install New Manhole (0)
- Install Inside Drop (0)
- Cementitious Coating (0)
- Repair Bench/Channel (0)
- ▲ Cementitious Coating and Install Inside Drop (0)
- ▲ Cementitious Coating and Repair Bench/Channel (0)
- Repair Bench/Channel and Install Inside Drop (0)
- Structurally Replace Manhole (0)

Pipe Rehab

- Mainline Relay (1)

- Install New Manhole (Rehab By Others)
- ⊙ Manhole (Rehab By Others)
- Manhole (No Rehab)
- Gravity Main (Rehab By Others)
- ➔ Gravity Main (No Rehab)



Group 1 Rehab Grid SQ13

Note: Recorded manhole rim to invert measurements are indicated below the Facility ID. Point Repair locations are approximate.



Current Grid: SR01

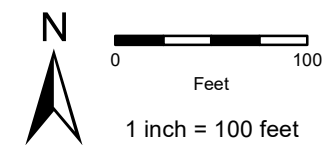
Manhole Rehab

- Install New Manhole (0)
- Install Inside Drop (0)
- Cementitious Coating (0)
- Repair Bench/Channel (0)
- ▲ Cementitious Coating and Install Inside Drop (0)
- ▲ Cementitious Coating and Repair Bench/Channel (0)
- Repair Bench/Channel and Install Inside Drop (0)
- Structurally Replace Manhole (0)

Pipe Rehab

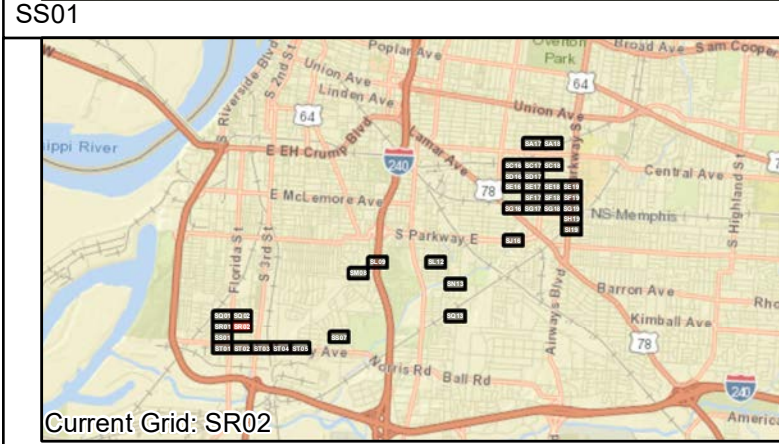
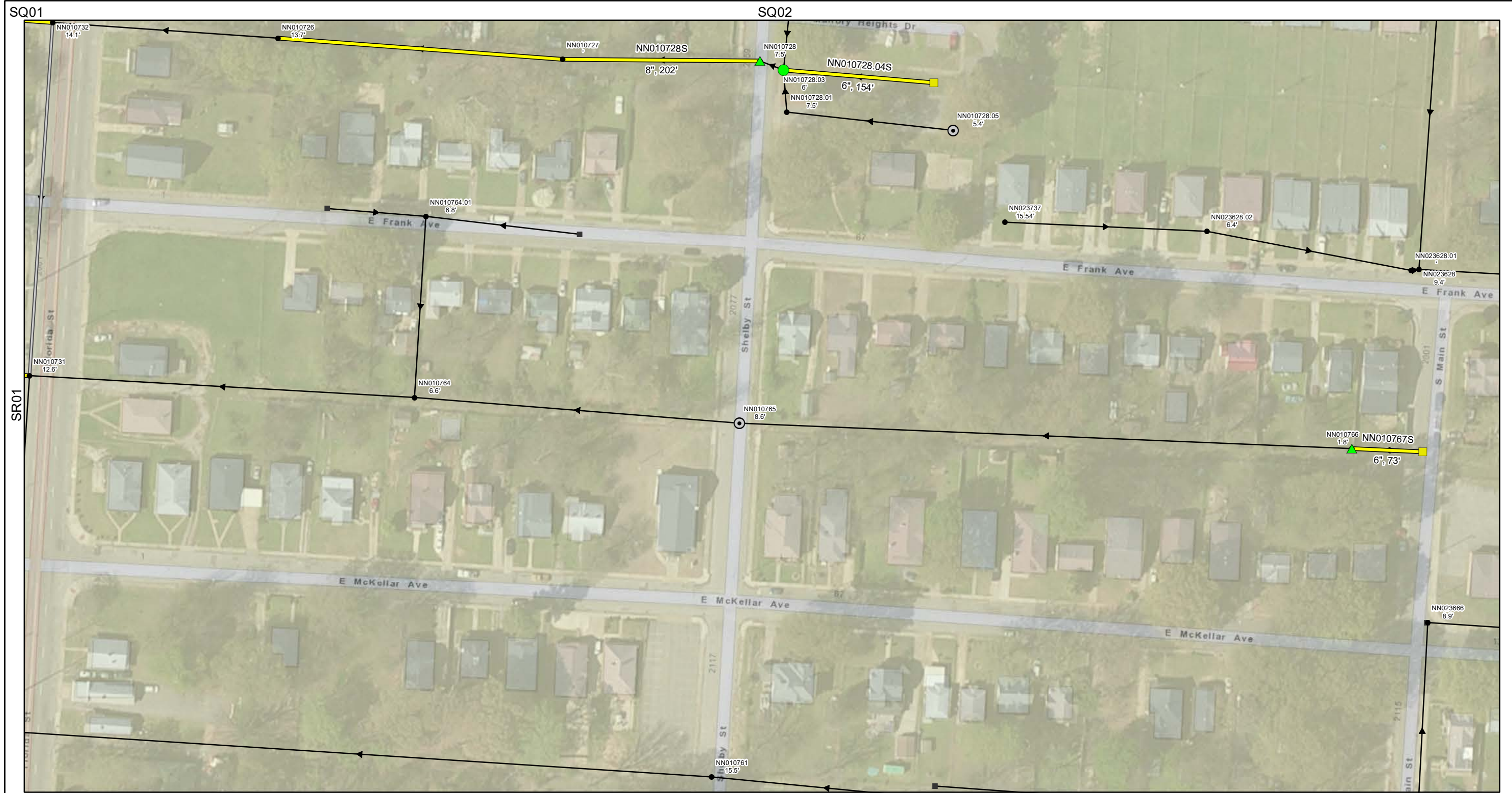
- Mainline Relay (2)

- Install New Manhole (Rehab By Others)
- ⊙ Manhole (Rehab By Others)
- Manhole (No Rehab)
- Gravity Main (Rehab By Others)
- Gravity Main (No Rehab)



Group 1 Rehab Grid SR01

Note: Recorded manhole rim to invert measurements are indicated below the Facility ID. Point Repair locations are approximate.



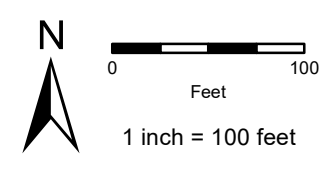
Manhole Rehab

- Install New Manhole (2)
- Install Inside Drop (0)
- Cementitious Coating (0)
- Repair Bench/Channel (1)
- ▲ Cementitious Coating and Install Inside Drop (0)
- ▲ Cementitious Coating and Repair Bench/Channel (2)
- Repair Bench/Channel and Install Inside Drop (0)
- Structurally Replace Manhole (0)

Pipe Rehab

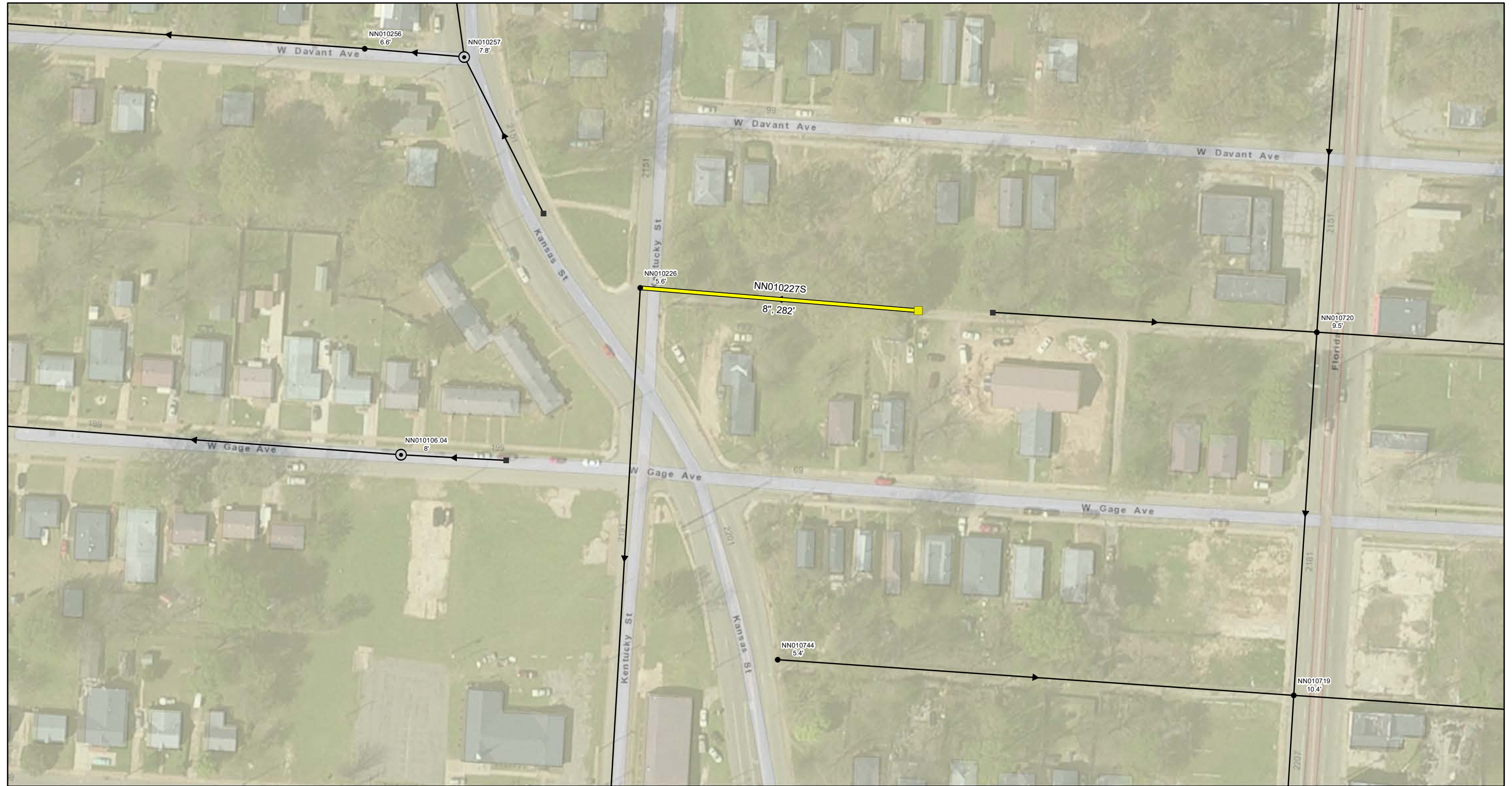
- Mainline Relay (6)

- Install New Manhole (Rehab By Others)
- ⊙ Manhole (Rehab By Others)
- Manhole (No Rehab)
- Gravity Main (Rehab By Others)
- Gravity Main (No Rehab)



Group 1 Rehab Grid SR02

Note: Recorded manhole rim to invert measurements are indicated below the Facility ID. Point Repair locations are approximate.



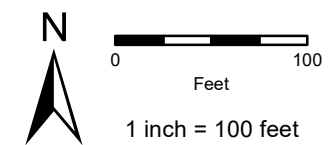
Manhole Rehab

- Install New Manhole (1)
- Install Inside Drop (0)
- Cementitious Coating (0)
- Repair Bench/Channel (0)
- ▲ Cementitious Coating and Install Inside Drop (0)
- ▲ Cementitious Coating and Repair Bench/Channel (0)
- Repair Bench/Channel and Install Inside Drop (0)
- Structurally Replace Manhole (0)

Pipe Rehab

- Mainline Relay (1)

- Install New Manhole (Rehab By Others)
- ⊙ Manhole (Rehab By Others)
- Manhole (No Rehab)
- Gravity Main (Rehab By Others)
- Gravity Main (No Rehab)



Group 1 Rehab Grid SS01

Note: Recorded manhole rim to invert measurements are indicated below the Facility ID. Point Repair locations are approximate.



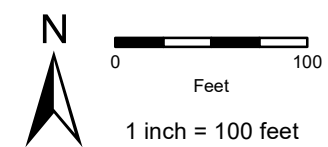
Manhole Rehab

- Install New Manhole (1)
- Install Inside Drop (0)
- Cementitious Coating (0)
- Repair Bench/Channel (0)
- ▲ Cementitious Coating and Install Inside Drop (0)
- ▲ Cementitious Coating and Repair Bench/Channel (1)
- Repair Bench/Channel and Install Inside Drop (0)
- Structurally Replace Manhole (0)

Pipe Rehab

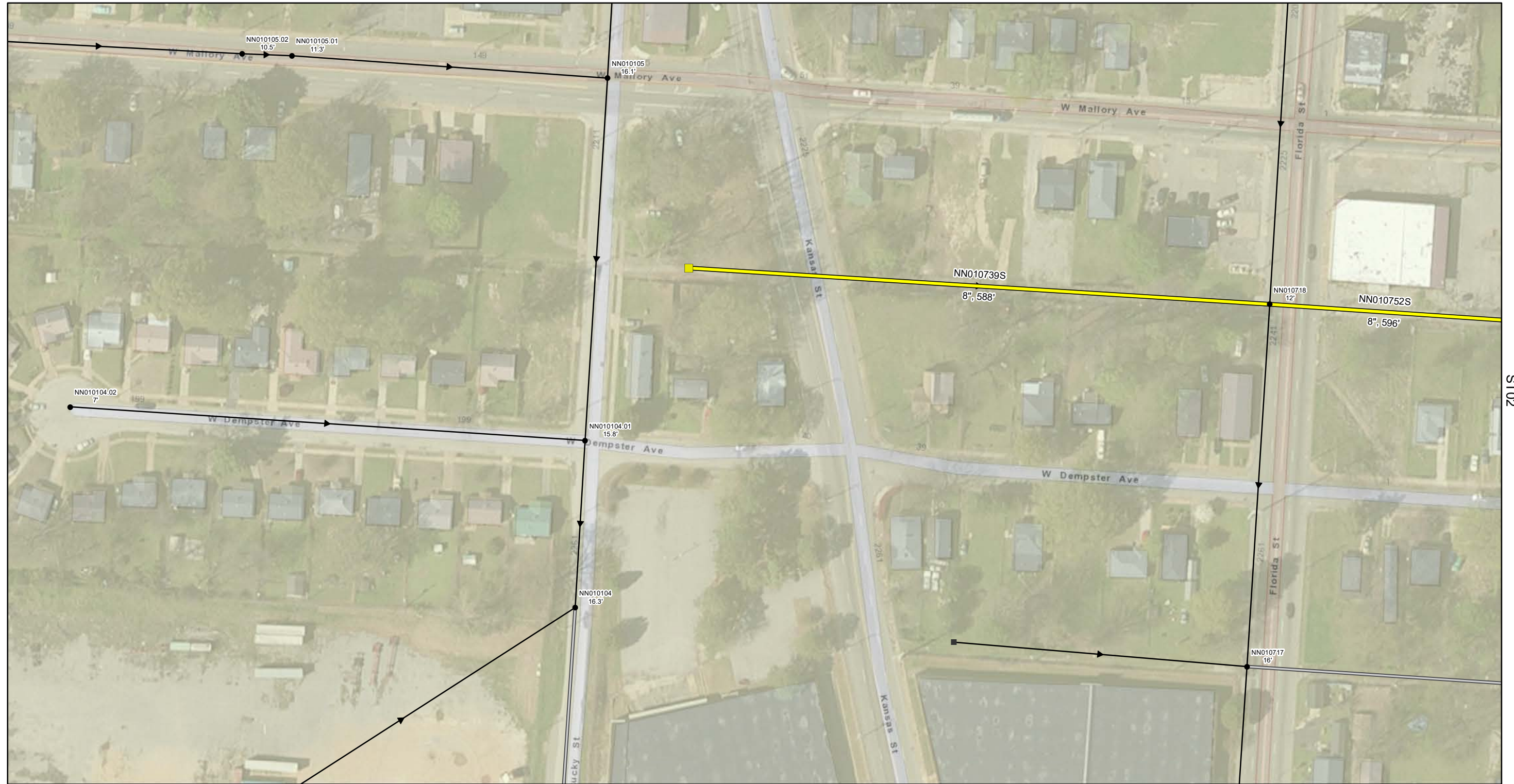
- Mainline Relay (1)

- Install New Manhole (Rehab By Others)
- ⊙ Manhole (Rehab By Others)
- Manhole (No Rehab)
- Gravity Main (Rehab By Others)
- Gravity Main (No Rehab)



Group 1 Rehab Grid SS07

Note: Recorded manhole rim to invert measurements are indicated below the Facility ID. Point Repair locations are approximate.



ST02



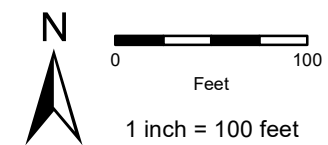
Manhole Rehab

- Install New Manhole (1)
- Install Inside Drop (0)
- Cementitious Coating (0)
- Repair Bench/Channel (0)
- ▲ Cementitious Coating and Install Inside Drop (0)
- ▲ Cementitious Coating and Repair Bench/Channel (0)
- Repair Bench/Channel and Install Inside Drop (0)
- Structurally Replace Manhole (0)

Pipe Rehab

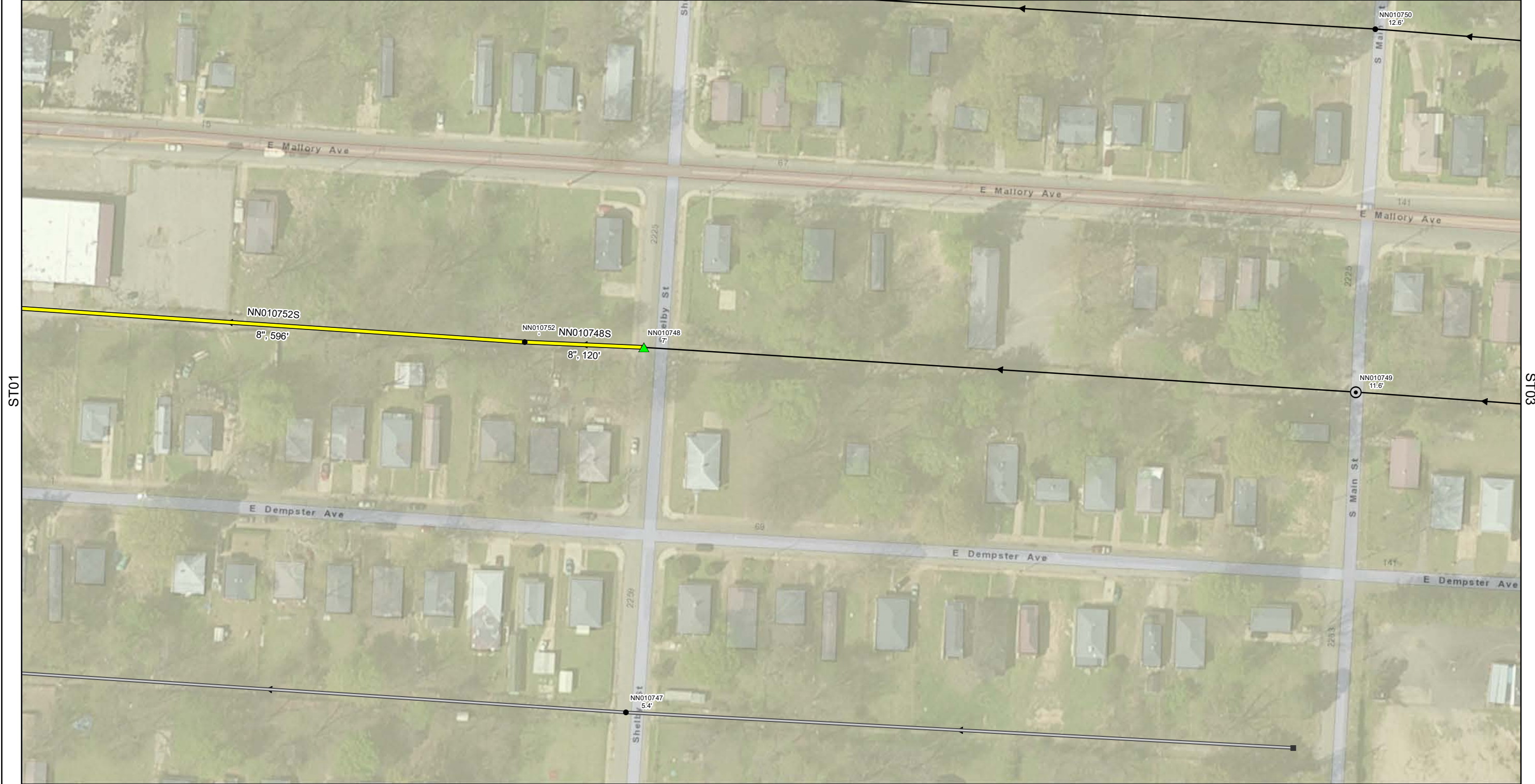
- Mainline Relay (2)

- Install New Manhole (Rehab By Others)
- ⊙ Manhole (Rehab By Others)
- Manhole (No Rehab)
- Gravity Main (Rehab By Others)
- Gravity Main (No Rehab)



Group 1 Rehab Grid ST01

Note: Recorded manhole rim to invert measurements are indicated below the Facility ID. Point Repair locations are approximate.



ST01

ST03



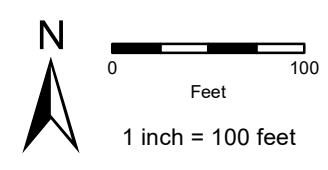
Manhole Rehab

- Install New Manhole (0)
- Install Inside Drop (0)
- Cementitious Coating (0)
- Repair Bench/Channel (0)
- ▲ Cementitious Coating and Install Inside Drop (0)
- ▲ Cementitious Coating and Repair Bench/Channel (1)
- Repair Bench/Channel and Install Inside Drop (0)
- Structurally Replace Manhole (0)

Pipe Rehab

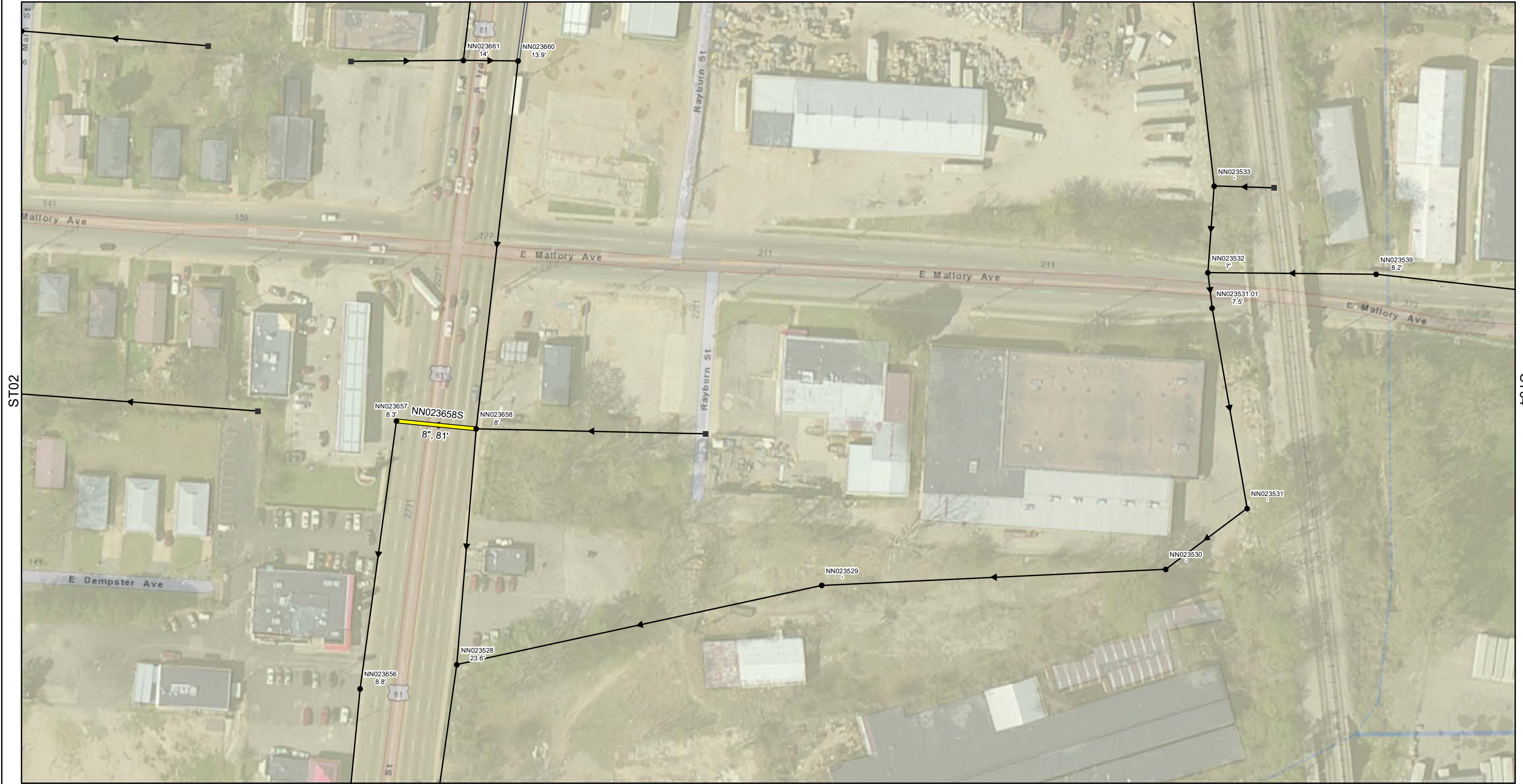
- Mainline Relay (2)

- Install New Manhole (Rehab By Others)
- ⊙ Manhole (Rehab By Others)
- Manhole (No Rehab)
- Gravity Main (Rehab By Others)
- Gravity Main (No Rehab)



Group 1 Rehab Grid ST02

Note: Recorded manhole rim to invert measurements are indicated below the Facility ID. Point Repair locations are approximate.



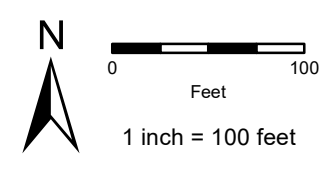
Manhole Rehab

- Install New Manhole (0)
- Install Inside Drop (0)
- Cementitious Coating (0)
- Repair Bench/Channel (0)
- ▲ Cementitious Coating and Install Inside Drop (0)
- ▲ Cementitious Coating and Repair Bench/Channel (0)
- Repair Bench/Channel and Install Inside Drop (0)
- Structurally Replace Manhole (0)

Pipe Rehab

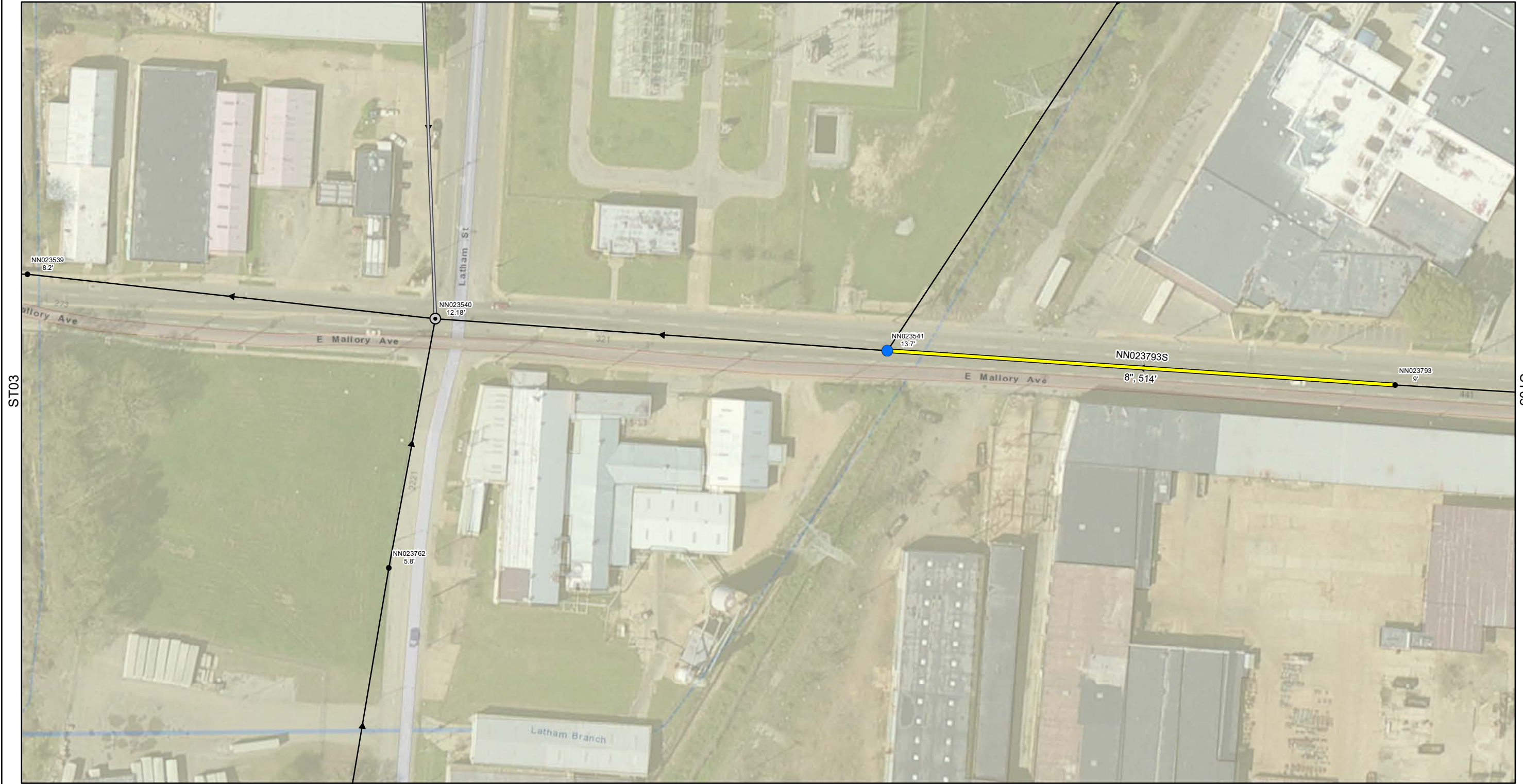
- Mainline Relay (1)

- Install New Manhole (Rehab By Others)
- ⊙ Manhole (Rehab By Others)
- Manhole (No Rehab)
- Gravity Main (Rehab By Others)
- Gravity Main (No Rehab)



Group 1 Rehab Grid ST03

Note: Recorded manhole rim to invert measurements are indicated below the Facility ID. Point Repair locations are approximate.

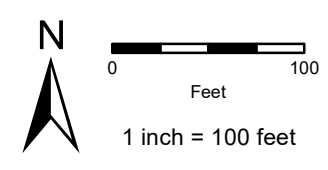


Manhole Rehab

- Install New Manhole (0)
- Install Inside Drop (0)
- Cementitious Coating (1)
- Repair Bench/Channel (0)
- ▲ Cementitious Coating and Install Inside Drop (0)
- ▲ Cementitious Coating and Repair Bench/Channel (0)
- Repair Bench/Channel and Install Inside Drop (0)
- Structurally Replace Manhole (0)

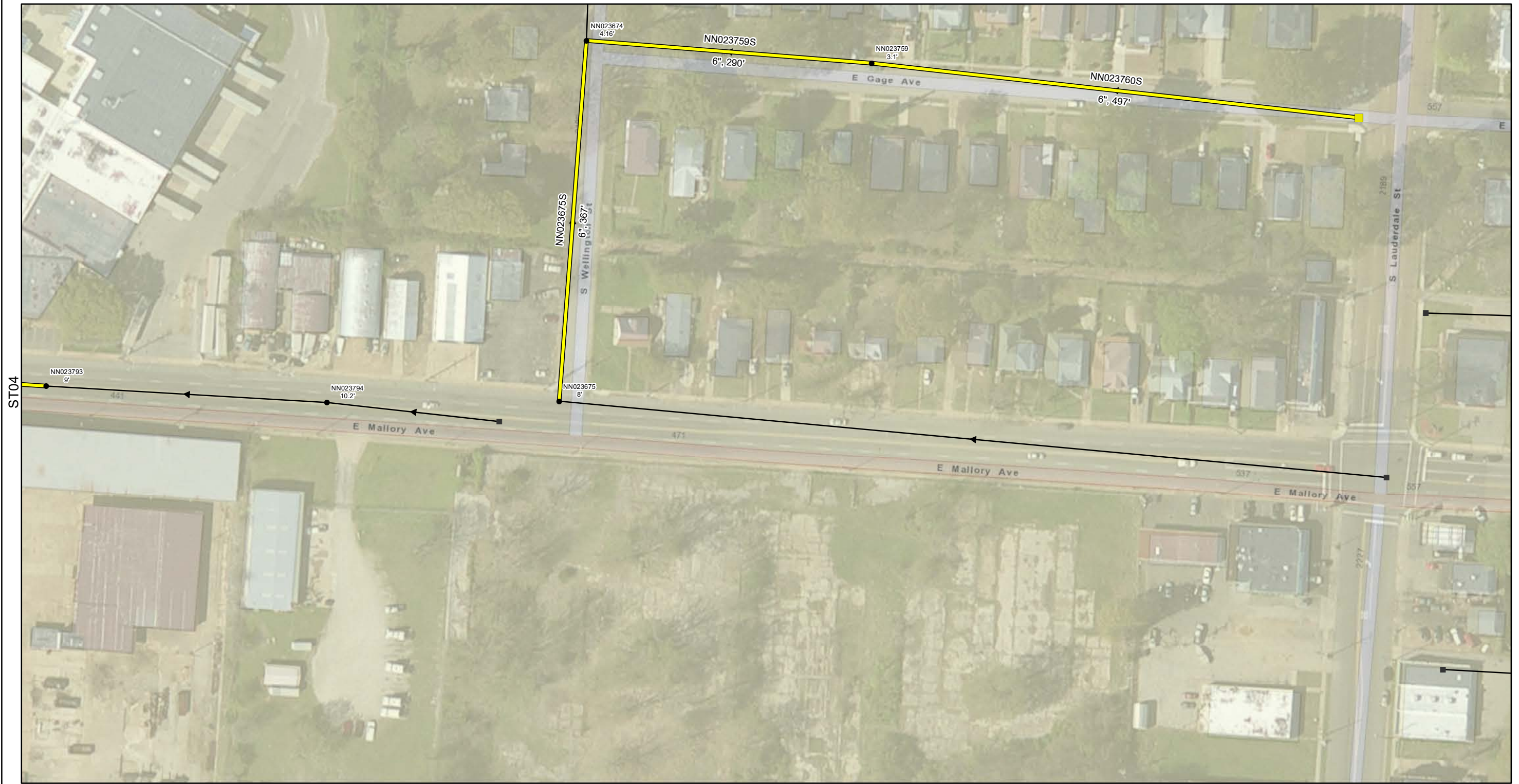
Pipe Rehab

- Mainline Relay (1)
- Install New Manhole (Rehab By Others)
- ⊙ Manhole (Rehab By Others)
- Manhole (No Rehab)
- Gravity Main (Rehab By Others)
- ➔ Gravity Main (No Rehab)



Group 1 Rehab Grid ST04

Note: Recorded manhole rim to invert measurements are indicated below the Facility ID. Point Repair locations are approximate.

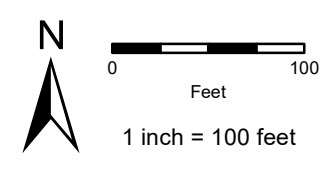


Manhole Rehab

- Install New Manhole (1)
- Install Inside Drop (0)
- Cementitious Coating (0)
- Repair Bench/Channel (0)
- ▲ Cementitious Coating and Install Inside Drop (0)
- ▲ Cementitious Coating and Repair Bench/Channel (0)
- Repair Bench/Channel and Install Inside Drop (0)
- Structurally Replace Manhole (0)

Pipe Rehab

- Mainline Relay (4)
- Install New Manhole (Rehab By Others)
- ⊙ Manhole (Rehab By Others)
- Manhole (No Rehab)
- Gravity Main (Rehab By Others)
- Gravity Main (No Rehab)



Group 1 Rehab Grid ST05

Note: Recorded manhole rim to invert measurements are indicated below the Facility ID. Point Repair locations are approximate.